



T R E A S U R E R - T A X C O L L E C T O R

HENRY C. LEVY  
TREASURER - TAX COLLECTOR

October 27, 2022

Board of Supervisors  
County of Alameda  
1221 Oak Street, 5<sup>th</sup> Floor  
Oakland, CA 94612

Dear Board Members:

**RE: Investment Report – September 2022**

In accordance with the Treasurer’s investment policy, submitted herewith is a report of the cash pool investments for the month of September 2022. Enclosed with this report is a detailed composition of all outstanding investments by securities category as of September 30, 2022. This report reflects the market value and cost of purchase. All investments in the Treasurer’s investment portfolio conform to the statutory requirements of Government Code Section 53601 et. seq., authorities delegated by the County Board of Supervisors and the Treasurer’s investment policy.

As of September 30, 2022

Treasurer’s Investment Pool – Book Value	\$ 7,456,345,014
Treasurer’s Investment Pool – Market Value	7,147,444,103
Total Cash in Bank	32,090,343
Total interest received during the month	6,597,866
Average Maturity of the portfolio	585 days
Annualized cash basis rate of return for the month	1.07%

Liquidity Summary of the Portfolio as of September 30, 2022

Maturity	Amount	Percentage Held
1 to 90 days	\$ 797,907,464	10.70%
91 to 365 days	2,332,773,676	31.29%
2 years	1,563,497,888	20.97%
3 years	1,739,451,906	23.33%
4 years	786,717,094	10.55%
5 years	235,996,987	3.17%
<b>Total</b>	<b>\$7,456,345,014</b>	<b>100.00%</b>

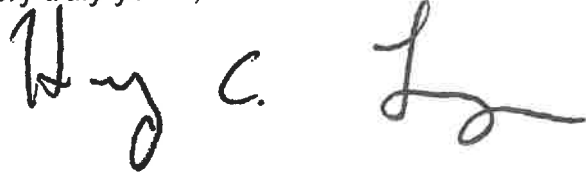
## Conclusion

Based on investment activity during the month of September 2022, the Treasurer expects to meet all operating cash needs for the pool participants within the next six months from the portfolio's most liquid assets and current revenues. For your review, a copy of the Investment Status Report and transaction details for the month of September 2022 is attached and on file with the Office of the Clerk of the Board of Supervisors.

## Vision 2026 Goal

The Investment Report meets the 10x goal of **Accessible Infrastructure** in support of our shared vision of **Prosperous and Vibrant Economy**.

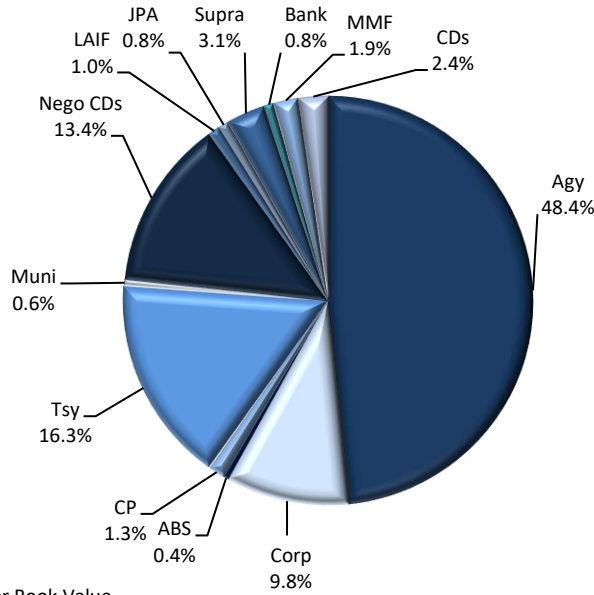
Very truly yours,

A handwritten signature in black ink, appearing to read "Henry C. Levy". The signature is written in a cursive style with a large initial "H" and a long horizontal stroke at the end.

Henry C. Levy  
Treasurer – Tax Collector

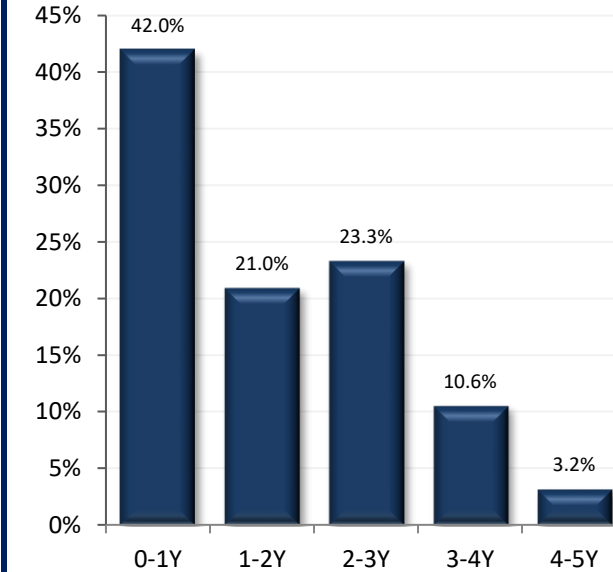
cc: Susan Muranishi, County Administrator  
Melissa Wilk, Auditor-Controller  
School District and Special District Participants  
Members of the Treasury Oversight Committee

**SECTOR ALLOCATION**



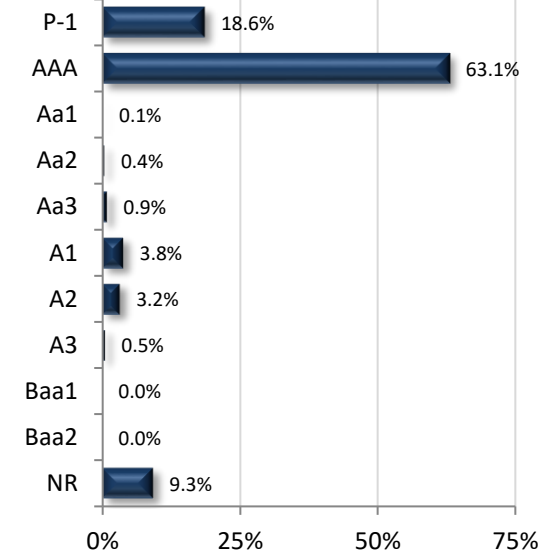
Per Book Value

**MATURITY DISTRIBUTION**



Per Book Value

**CREDIT QUALITY (MOODY'S)**



NR: Not Rated

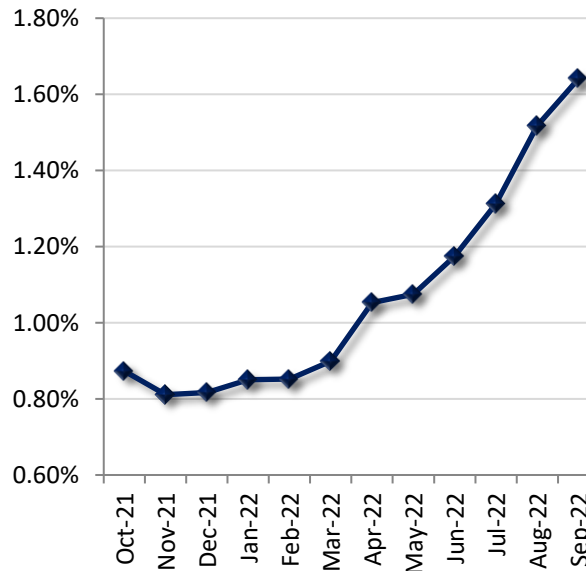
**ACCOUNT SUMMARY**

	9/30/22	8/31/22
<b>Market Value</b>	\$7,147,444,103	\$7,312,104,541
<b>Book Value*</b>	\$7,456,345,014	\$7,554,007,266
<b>Unrealized G/L</b>	-\$308,900,911	-\$241,902,725
<b>Par Value</b>	\$7,478,137,717	\$7,575,341,801
<b>Net Asset Value</b>	\$95.857	\$96.798
<b>Book Yield</b>	1.64%	1.52%
<b>Years to Maturity</b>	1.60	1.61
<b>Effective Duration</b>	1.44	1.47

\*Book Value is not Amortized

\*\*Note: 50mm maturity on 8/31 was credited the following business day and will show on our September 2019 reports.

**PORTFOLIO BOOK YIELD HISTORY**



**TOP ISSUERS**

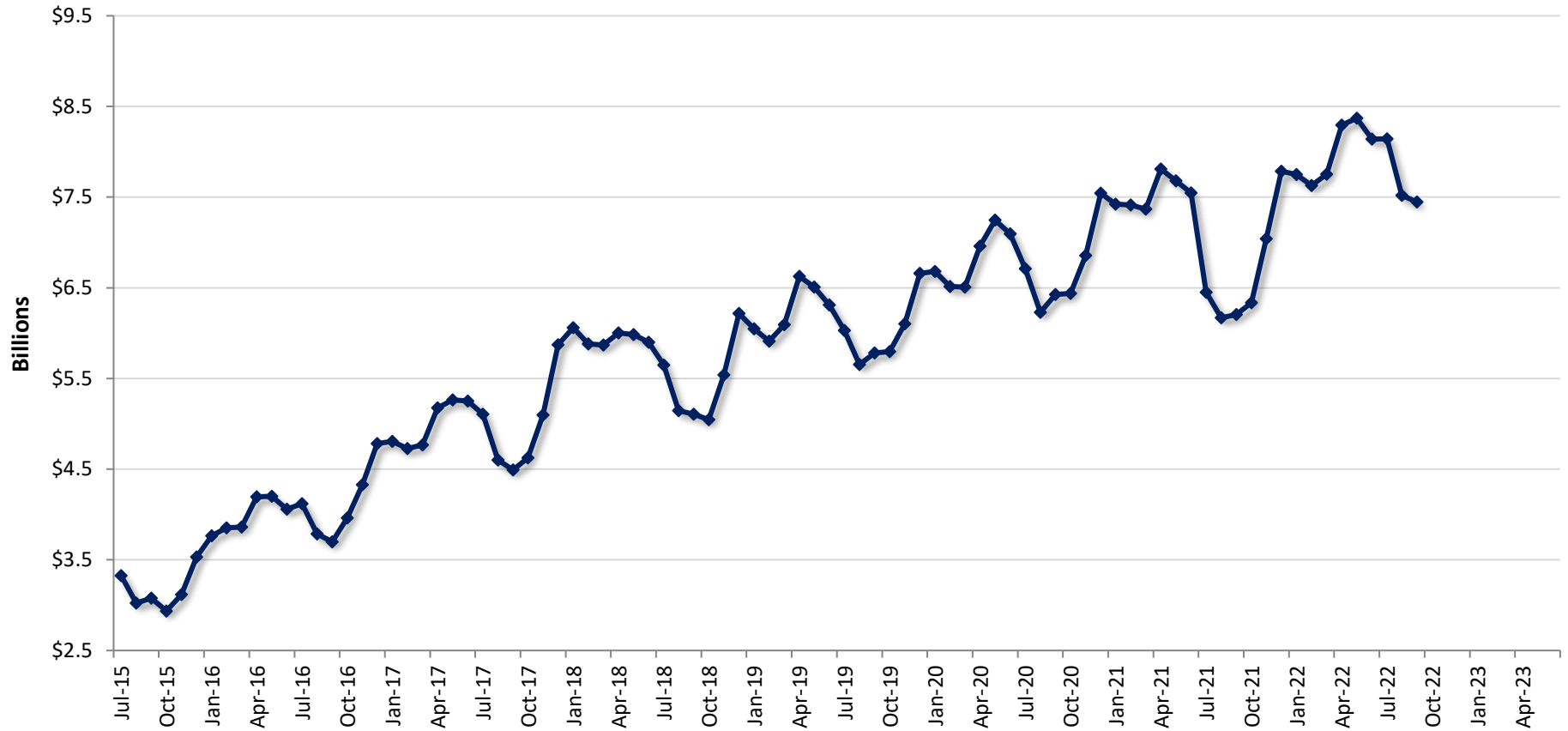
Issuer	% Portfolio
Federal Home Loan Bank	24.1%
U.S. Treasury	15.0%
Federal Home Loan Mtg Corp	7.4%
Federal National Mtg Assn	7.2%
Toronto Dominion Bank	5.8%
Farmer Mac	5.6%
Federal Farm Credit Bank	2.9%
Bank of Montreal	2.7%
Royal Bank CN	2.7%
JP Morgan Sec	2.0%
State Street Institutional US	1.8%
International Bank Recon & D	1.8%
Natixis North America	1.3%
Royal Bank Canada	1.3%
Federal Home Loan Bk Disc Note	1.3%

Per Book Value

Item / Sector	Parameters	In Compliance
Weighted Average Maturity	Maximum WAM of 3.0 years	Yes 1.6 yrs
U.S. Treasury and Federal Agency Obligations	No sector limit; no issuer limit; max maturity 5 years	Yes 64.6%
Debt Issued by State of CA and Local Agencies within the State	20% limit; 5% issuer limit; Minimum rating of A by at least one NRSRO; max maturity 5 years	Yes 0.6%
LAIF	Maximum amount permitted by LAIF (currently \$75 million limit)	Yes \$72 Mil
Joint Powers Authority (CAMP)	Max Limit: Twice the limit of LAIF deposits (currently \$150 million limit)	Yes \$20 Mil
Joint Powers Authority (CalTrust)	Max Limit: Twice the limit of LAIF deposits (currently \$150 million limit)	Yes \$40 Mil
Money Market Mutual Funds	20% limit; 10% per fund limit; SEC registered with stable NAV; Rated AAAM or equivalent by at least two of the three rating agencies or meet advisor requirements	Yes 1.9%
Commercial Paper (Includes Asset Backed)	25% sector limit; 10% combined issuer limit; Max maturity of 270 days; Rated A-1, P-1, or F-1; Total assets over \$500mm; Asset Backed CP Must have program-wide credit enhancements	Yes 1.3%
Negotiable CDs	30% limit; 10% combined issuer limit; Minimum rating of A by rating agency if issued by domestic bank; Minimum rating of AA if a U.S. branch of a foreign bank; Max maturity of 1 year	Yes 13.4%
Collateralized/FDIC - Insured Time Deposits	Time deposits with banks and savings and loans associations located with the State, collateralized according to Government code	Yes 2.4%
Collateralized Money Market Bank Accounts	Deposit funds in interest-bearing active collateralized money market bank accounts	Yes 0.8%
Medium-Term Notes	30% limit; 10% combined issuer limit, Max maturity 5 years; Minimum rating of A or better by two NRSRO's	Yes 9.8%
Asset-Backed Securities	20% limit; 5% issuer limit; Max maturity of 5 years; Minimum rating of AA or better by rating agency	Yes 0.4%
Repurchase Agreement	20% limit; Max maturity of 180 days; Must have 102% collateral; Collateral of agency and treasuries with final maturity not to exceed 5 years	Yes 0.0%
Supranationals	30% limit; 15% issuer limit; Only IBRD, IFC, IADB; Max Maturity 5 years; Minimum rating of AA by a rating agency; max maturity of 5 years	Yes 3.1%
Floaters, Structured Notes, Derivatives	15% limit for treasuries, agencies, and munis	Yes 0.0%

## Historical Book Values 9/30/2022

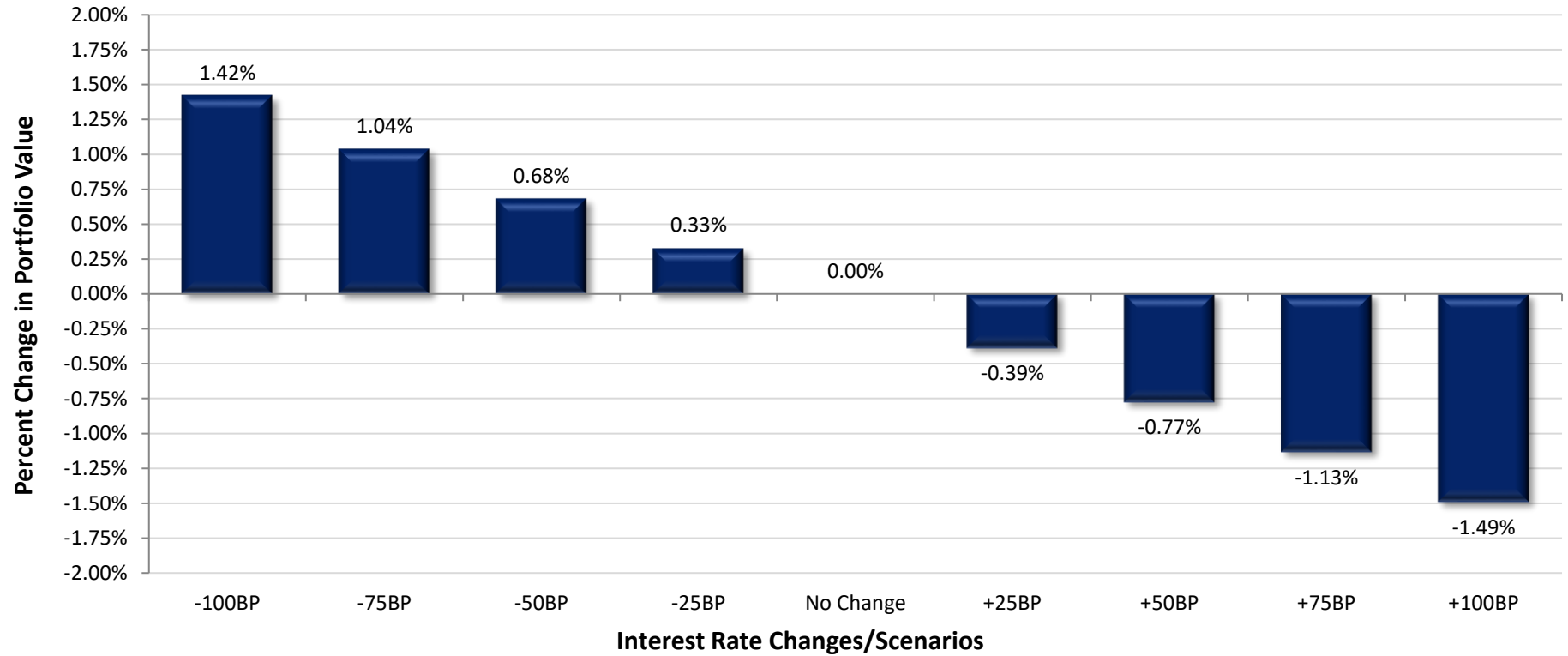
County of Alameda



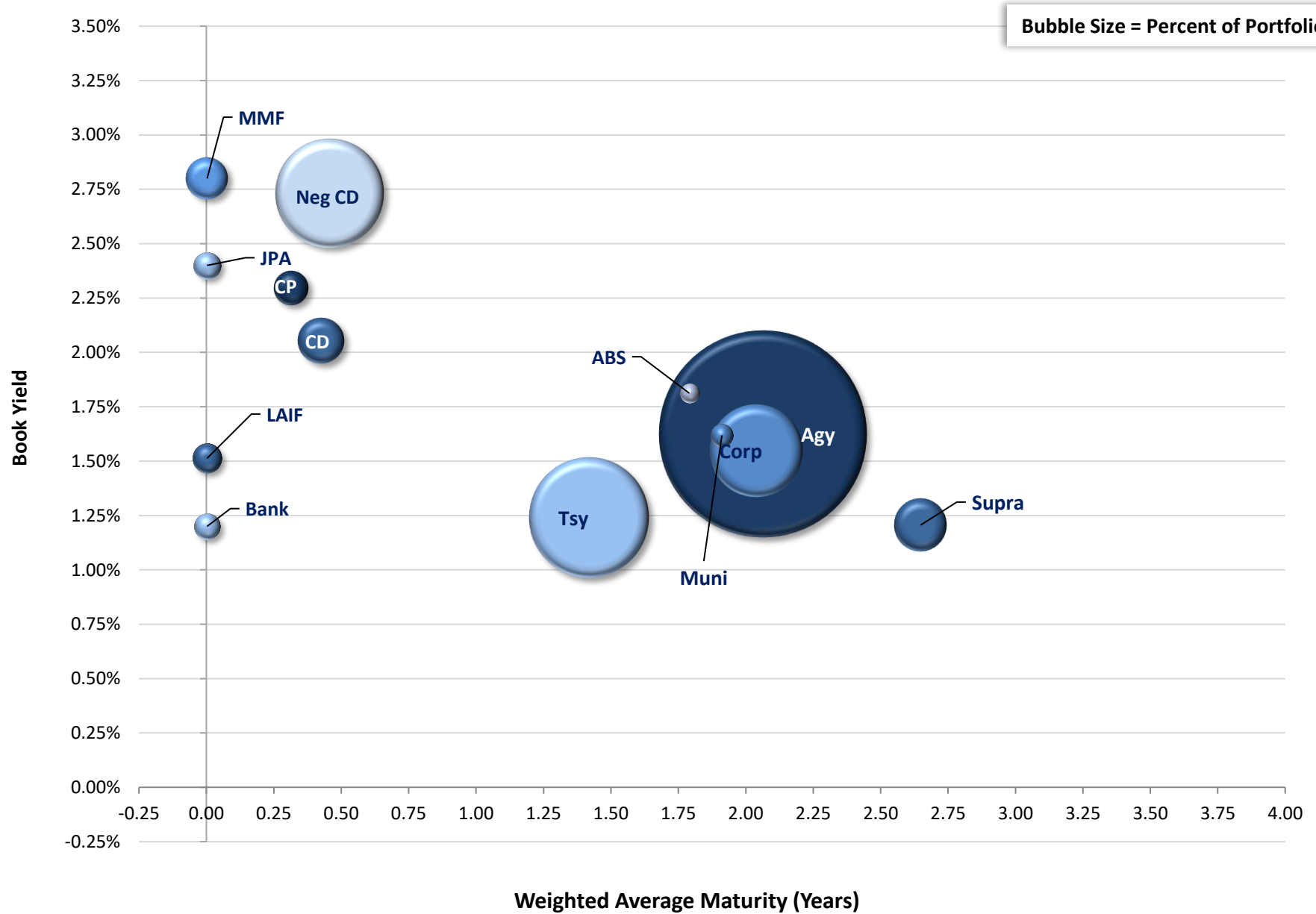
	Jul	Aug	Sep	Oct	Nov	Dec	Jan	Feb	Mar	Apr	May	Jun
<b>Fiscal Year 2016</b>	\$3.325	\$3.023	\$3.078	\$2.936	\$3.117	\$3.530	\$3.747	\$3.852	\$3.862	\$4.195	\$4.199	\$4.060
<b>Fiscal Year 2017</b>	\$4.120	\$3.786	\$3.698	\$3.962	\$4.328	\$4.781	\$4.807	\$4.726	\$4.767	\$5.174	\$5.263	\$5.253
<b>Fiscal Year 2018</b>	\$5.107	\$4.600	\$4.490	\$4.625	\$5.096	\$5.818	\$6.011	\$5.881	\$5.868	\$6.002	\$5.984	\$5.901
<b>Fiscal Year 2019</b>	\$5.648	\$5.146	\$5.108	\$5.047	\$5.540	\$6.217	\$6.047	\$5.912	\$6.093	\$6.626	\$6.507	\$6.311
<b>Fiscal Year 2020</b>	\$6.029	\$5.655	\$5.782	\$5.797	\$6.103	\$6.658	\$6.682	\$6.513	\$6.507	\$6.958	\$7.246	\$7.096
<b>Fiscal Year 2021</b>	\$6.711	\$6.231	\$6.426	\$6.439	\$6.857	\$7.543	\$7.422	\$7.412	\$7.369	\$7.811	\$7.680	\$7.546
<b>Fiscal Year 2022</b>	\$6.449	\$6.168	\$6.204	\$6.335	\$7.041	\$7.786	\$7.749	\$7.630	\$7.753	\$8.296	\$8.370	\$8.141
<b>Fiscal Year 2023</b>	\$8.142	\$7.519	\$7.446									

Figures in Billions, Average Daily Balance

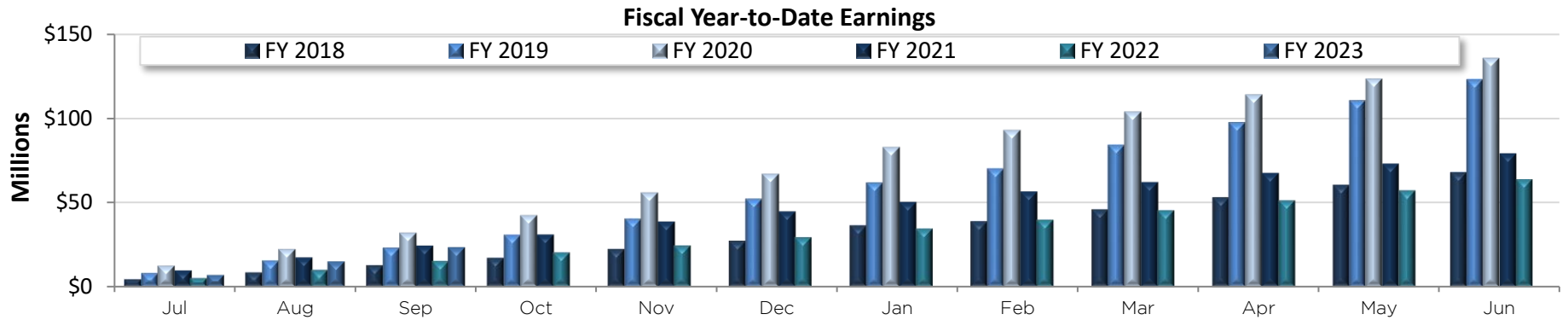
Instantaneous Interest Rate Changes and Approximate Change in Portfolio's Market Value



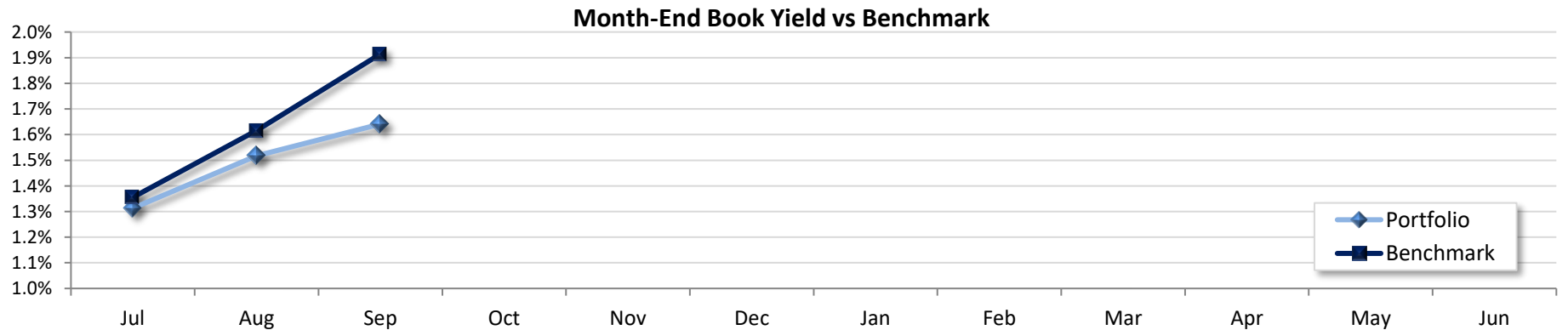
Int. Rate Change	Portfolio Value	Value Change	Percent Change
-100 Basis Points	\$7,248,937,809	\$101,493,706	1.42%
-75 Basis Points	\$7,221,534,509	\$74,090,406	1.04%
-50 Basis Points	\$7,196,161,082	\$48,716,979	0.68%
-25 Basis Points	\$7,170,787,655	\$23,343,552	0.33%
No Change	\$7,147,444,103	\$0	0.00%
+25 Basis Points	\$7,119,754,905	-\$27,689,198	-0.39%
+50 Basis Points	\$7,092,065,706	-\$55,378,397	-0.77%
+75 Basis Points	\$7,066,506,446	-\$80,937,657	-1.13%
+100 Basis Points	\$7,040,947,186	-\$106,496,917	-1.49%



\*Note: Excludes Cash Balance



Fiscal YTD (\$Mil)	Jul	Aug	Sep	Oct	Nov	Dec	Jan	Feb	Mar	Apr	May	Jun
<b>FY 2018</b>	\$4.6	\$8.7	\$12.8	\$17.3	\$22.4	\$27.3	\$36.5	\$38.8	\$45.9	\$53.0	\$60.3	\$67.8
<b>FY 2019</b>	\$8.4	\$15.8	\$23.5	\$31.1	\$40.7	\$52.6	\$62.1	\$70.3	\$84.4	\$97.7	\$110.6	\$123.0
<b>FY 2020</b>	\$12.7	\$22.7	\$32.4	\$42.8	\$56.2	\$67.5	\$83.2	\$93.3	\$104.2	\$114.2	\$123.6	\$135.9
<b>FY 2021</b>	\$9.9	\$17.5	\$24.4	\$31.0	\$38.5	\$44.5	\$50.1	\$56.3	\$61.7	\$67.1	\$72.6	\$78.7
<b>FY 2022</b>	\$5.3	\$10.2	\$15.4	\$20.3	\$24.5	\$29.3	\$34.3	\$39.5	\$45.0	\$50.9	\$56.8	\$63.4
<b>FY 2023</b>	\$7.1	\$14.9	\$23.2									



	Jul	Aug	Sep	Oct	Nov	Dec	Jan	Feb	Mar	Apr	May	Jun
<b>Month-End Book Yield</b>	1.31%	1.52%	1.64%									
<b>Benchmark</b>	1.36%	1.62%	1.91%									
<b>Variance</b>	-0.04%	-0.10%	-0.27%									

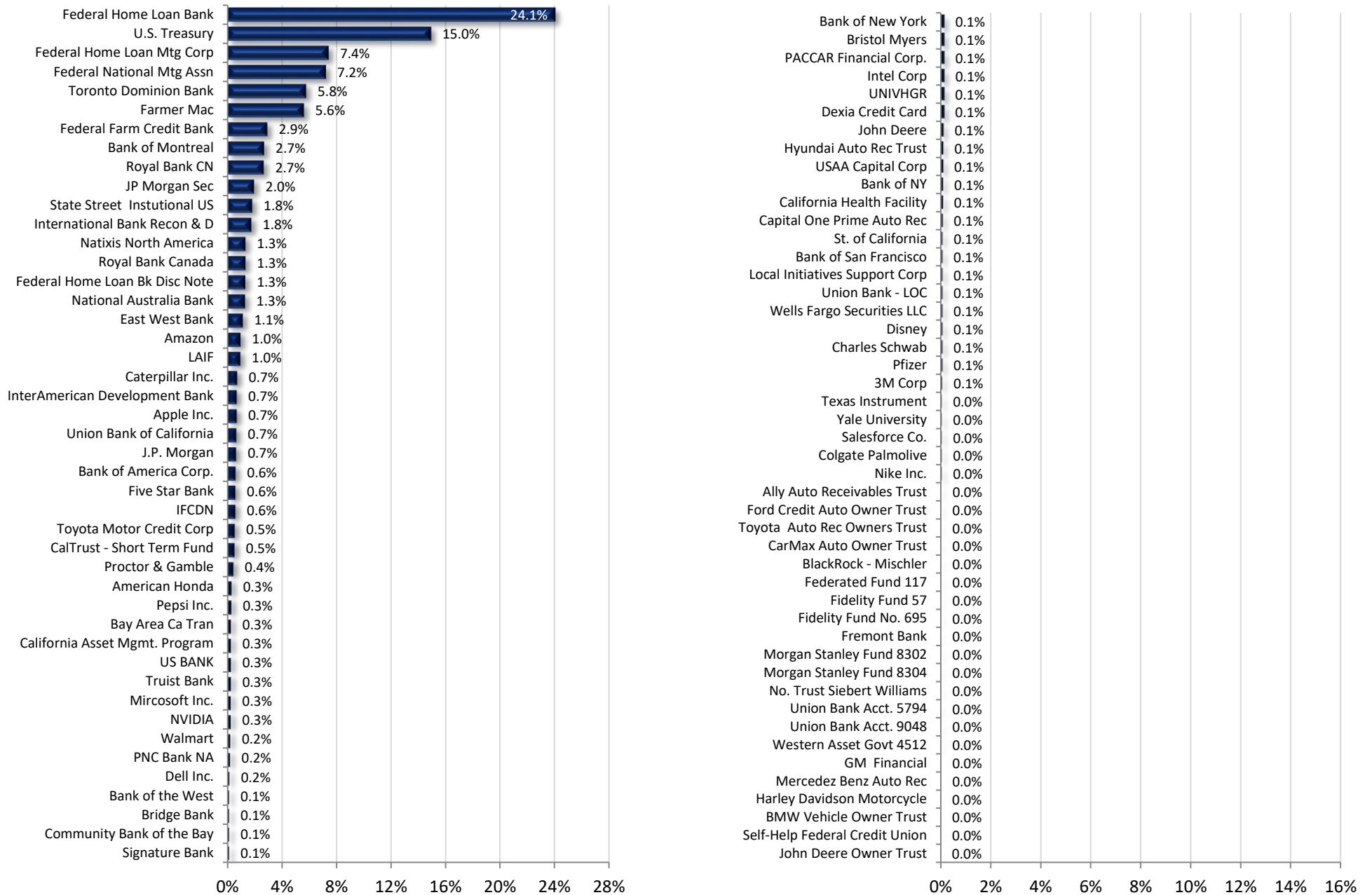
Benchmark: ICE BofAML Indices 30MMA 10% 1-5yr Tsy, 35% 1-5yr Agy, 5% 1-5yr A-AAA Ex Yankee Corp, and 6MMA 10% 0-1yr Tsy, 20% 0-1yr Agy, 20% 0-1yr A-AAA Corp



## Holdings Allocation by Issuer

County of Alameda

9/30/2022



**Alameda County Investment Pool  
Portfolio Management  
Portfolio Summary  
September 30, 2022**

<b>Investments</b>	<b>Par Value</b>	<b>Market Value</b>	<b>Book Value</b>	<b>% of Portfolio</b>	<b>Days to Maturity</b>	<b>YTM 365 Equiv.</b>
Non-Negotiable CDs	176,230,000.00	176,230,000.00	176,230,000.00	2.36	156	2.052
Local Agency Investment Funds	72,000,000.00	72,000,000.00	72,000,000.00	0.97	1	0.234
Joint Powers Authority	60,000,000.00	60,000,000.00	60,000,000.00	0.80	1	0.117
Money Market Mutual Funds	145,000,000.00	145,000,000.00	145,000,000.00	1.94	1	0.029
Money Market Bank Accounts	57,000,000.00	57,000,000.00	57,000,000.00	0.76	1	0.211
Negotiable CDs	1,000,000,000.00	995,459,000.00	999,090,000.00	13.40	167	2.732
Corporate Notes	729,258,000.00	685,177,820.96	727,672,204.04	9.76	744	1.547
Washington Supranational Obligation	230,000,000.00	212,045,960.00	229,524,789.00	3.08	967	1.206
Commercial Paper Disc. -Amortizing	100,000,000.00	98,750,500.00	98,331,666.67	1.32	115	2.296
Agency Bullets (Aaa/AA+)	1,301,300,000.00	1,252,367,573.00	1,299,166,840.99	17.42	516	1.584
Federal Agency Disc. -Amortizing	100,000,000.00	99,352,000.00	98,935,970.00	1.33	69	2.580
Treasury Notes and Bonds	1,225,000,000.00	1,166,578,000.00	1,212,300,738.34	16.26	518	1.239
Agency Callables (Aaa/AA+)	2,210,590,000.00	2,057,649,604.45	2,208,671,093.26	29.62	924	1.603
Asset Backed Securities	30,964,717.10	30,848,289.65	30,915,935.70	0.41	654	1.812
Municipal Bonds	40,795,000.00	38,985,354.95	41,505,775.80	0.56	698	1.619
	<b>7,478,137,717.10</b>	<b>7,147,444,103.01</b>	<b>7,456,345,013.80</b>	<b>100.00%</b>	<b>585</b>	<b>1.641</b>
<b>Investments</b>						

<b>Total Earnings</b>	<b>September 30 Month Ending</b>	<b>Fiscal Year To Date</b>
Current Year	8,279,174.39	23,202,249.85
<b>Average Daily Balance</b>	<b>7,446,250,384.04</b>	<b>7,705,430,423.48</b>
<b>Effective Rate of Return</b>	<b>1.35%</b>	<b>1.19%</b>

Henry C. Levy, Treasurer - Tax Collector

Reporting period 09/01/2022-09/30/2022

Run Date: 10/21/2022 - 11:31

Portfolio POOL  
RC  
PM (PRF\_PM1) 7.3.0  
Report Ver. 7.3.6.1

**Alameda County Investment Pool  
Portfolio Management  
Portfolio Details - Investments  
September 30, 2022**

CUSIP	Investment #	Issuer	Average Balance	Purchase Date	Par Value	Market Value	Book Value	Stated Rate	YTM 365	Days to Maturity	Maturity Date
<b>Non-Negotiable CDs</b>											
SYS12797	12797	Bank of San Francisco		08/04/2022	5,000,000.00	5,000,000.00	5,000,000.00	3.030	3.072	307	08/04/2023
SYS12526	12526	Bridge Bank		10/04/2021	10,000,000.00	10,000,000.00	10,000,000.00	0.350	0.355	2	10/03/2022
SYS12817	12817	Community Bank of the Bay		09/08/2022	10,000,000.00	10,000,000.00	10,000,000.00	4.000	4.056	342	09/08/2023
SYS12640	12640	East West Bank		02/10/2022	40,000,000.00	40,000,000.00	40,000,000.00	0.990	1.004	132	02/10/2023
SYS12767	12767	East West Bank		06/30/2022	25,000,000.00	25,000,000.00	25,000,000.00	3.000	3.042	272	06/30/2023
SYS12798	12798	East West Bank		07/25/2022	20,000,000.00	20,000,000.00	20,000,000.00	2.900	2.940	114	01/23/2023
SYS12708	12708	Fremont Bank		04/29/2022	1,000,000.00	1,000,000.00	1,000,000.00	0.150	0.152	30	10/31/2022
63873QTM6	12802	Natixis North America		04/27/2022	50,000,000.00	50,000,000.00	50,000,000.00	2.380	2.413	137	02/15/2023
SYS12660	12660	Self-Help Federal Credit Union		03/14/2022	230,000.00	230,000.00	230,000.00	1.000	1.014	163	03/13/2023
SYS12528	12528	Signature Bank		10/06/2021	10,000,000.00	10,000,000.00	10,000,000.00	0.350	0.355	5	10/06/2022
SYS12742	12742	Union Bank - LOC		05/10/2022	5,000,000.00	5,000,000.00	5,000,000.00	0.500	0.507	221	05/10/2023
<b>Subtotal and Average</b>			<b>197,896,666.67</b>		<b>176,230,000.00</b>	<b>176,230,000.00</b>	<b>176,230,000.00</b>		<b>2.052</b>	<b>156</b>	
<b>Local Agency Investment Funds</b>											
SYS10285	10285	LAIF		07/01/2018	72,000,000.00	72,000,000.00	72,000,000.00	0.234	0.234	1	
<b>Subtotal and Average</b>			<b>72,000,000.00</b>		<b>72,000,000.00</b>	<b>72,000,000.00</b>	<b>72,000,000.00</b>		<b>0.234</b>	<b>1</b>	
<b>Joint Powers Authority</b>											
SYS10470	10470	California Asset Mgmt. Program		07/01/2018	20,000,000.00	20,000,000.00	20,000,000.00	0.050	0.050	1	
SYS10472	10472	CalTrust - Short Term Fund		07/01/2018	40,000,000.00	40,000,000.00	40,000,000.00	0.150	0.150	1	
<b>Subtotal and Average</b>			<b>60,000,000.00</b>		<b>60,000,000.00</b>	<b>60,000,000.00</b>	<b>60,000,000.00</b>		<b>0.117</b>	<b>1</b>	
<b>Money Market Mutual Funds</b>											
09250C721	12656	BlackRock - Mischler		03/03/2022	1,000,000.00	1,000,000.00	1,000,000.00	0.030	0.030	1	
608919718	11093	Federated Fund 117		07/01/2018	1,000,000.00	1,000,000.00	1,000,000.00	0.030	0.030	1	
316175504	10274	Fidelity Fund No. 695		07/01/2018	1,000,000.00	1,000,000.00	1,000,000.00	0.010	0.010	1	
316175108	11090	Fidelity Fund 57		07/01/2018	1,000,000.00	1,000,000.00	1,000,000.00	0.010	0.010	1	
61747C707	10280	Morgan Stanley Fund 8302		07/01/2018	1,000,000.00	1,000,000.00	1,000,000.00	0.030	0.030	1	
61747C582	11089	Morgan Stanley Fund 8304		07/01/2018	1,000,000.00	1,000,000.00	1,000,000.00	0.010	0.010	1	
665279840	12588	No. Trust Siebert Williams		12/06/2021	1,000,000.00	1,000,000.00	1,000,000.00	0.030	0.030	1	
SYS12009	12009	State Street Institutional US		02/11/2020	137,000,000.00	137,000,000.00	137,000,000.00	0.030	0.030	1	
52470G791	10318	Western Asset Govt 4512		07/01/2018	1,000,000.00	1,000,000.00	1,000,000.00	0.010	0.010	1	
<b>Subtotal and Average</b>			<b>173,166,666.67</b>		<b>145,000,000.00</b>	<b>145,000,000.00</b>	<b>145,000,000.00</b>		<b>0.029</b>	<b>1</b>	

**Alameda County Investment Pool  
Portfolio Management  
Portfolio Details - Investments  
September 30, 2022**

CUSIP	Investment #	Issuer	Average Balance	Purchase Date	Par Value	Market Value	Book Value	Stated Rate	YTM 365	Days to Maturity	Maturity Date
<b>Money Market Bank Accounts</b>											
SYS12169	12169	Five Star Bank		11/12/2019	45,000,000.00	45,000,000.00	45,000,000.00	0.234	0.234	1	
SYS12601	12601	Bank of the West		12/22/2021	10,000,000.00	10,000,000.00	10,000,000.00	0.150	0.150	1	
SYS10286	10286	California Bank & Trust		07/01/2018	0.00	0.00	0.00	0.180	0.180	1	
SYS10290	10290	Union Bank Acct. 5794		07/01/2018	1,000,000.00	1,000,000.00	1,000,000.00	0.010	0.010	1	
SYS10291	10291	Union Bank Acct. 9048		07/01/2018	1,000,000.00	1,000,000.00	1,000,000.00	0.010	0.010	1	
<b>Subtotal and Average</b>			<b>69,666,666.67</b>		<b>57,000,000.00</b>	<b>57,000,000.00</b>	<b>57,000,000.00</b>	<b>0.211</b>	<b>0.211</b>	<b>1</b>	
<b>Negotiable CDs</b>											
06367CRK5	12619	Bank of Montreal		01/05/2022	50,000,000.00	49,598,500.00	50,000,000.00	0.580	0.588	94	01/03/2023
06367CSX6	12654	Bank of Montreal		03/02/2022	50,000,000.00	49,603,000.00	50,000,000.00	1.150	1.166	109	01/18/2023
06367CXQ5	12794	Bank of Montreal		08/30/2022	50,000,000.00	49,778,500.00	50,000,000.00	4.120	4.177	298	07/26/2023
46640QQ12	12796	JP Morgan Sec		08/31/2022	50,000,000.00	49,137,000.00	49,090,000.00	3.600	3.718	151	03/01/2023
63873QTL8	12730	Natixis North America		04/27/2022	50,000,000.00	49,736,500.00	50,000,000.00	2.340	2.373	123	02/01/2023
78012U7G4	12752	Royal Bank Canada		06/27/2022	50,000,000.00	49,702,500.00	50,000,000.00	3.550	3.599	221	05/10/2023
78015JHA8	12812	Royal Bank Canada		09/29/2022	50,000,000.00	50,003,000.00	50,000,000.00	4.730	4.796	298	07/26/2023
78012UX67	12541	Royal Bank CN		10/29/2021	50,000,000.00	49,900,000.00	50,000,000.00	0.330	0.335	25	10/26/2022
78012U2P9	12593	Royal Bank CN		12/16/2021	50,000,000.00	49,884,000.00	50,000,000.00	0.430	0.436	30	10/31/2022
78012U5J0	12725	Royal Bank CN		04/26/2022	50,000,000.00	49,732,000.00	50,000,000.00	2.280	2.312	121	01/30/2023
78015JCS4	12795	Royal Bank CN		08/31/2022	50,000,000.00	49,762,500.00	50,000,000.00	4.150	4.208	299	07/27/2023
89114WJY2	12543	Toronto Dominion Bank		10/29/2021	50,000,000.00	49,954,000.00	50,000,000.00	0.320	0.324	11	10/12/2022
89114WKQ7	12547	Toronto Dominion Bank		11/10/2021	50,000,000.00	49,841,500.00	50,000,000.00	0.360	0.365	39	11/09/2022
89114WVT9	12726	Toronto Dominion Bank		04/26/2022	50,000,000.00	49,749,000.00	50,000,000.00	2.290	2.322	121	01/30/2023
89114WZP3	12750	Toronto Dominion Bank		06/27/2022	50,000,000.00	49,664,500.00	50,000,000.00	3.560	3.609	235	05/24/2023
89114WZT5	12751	Toronto Dominion Bank		06/27/2022	50,000,000.00	49,695,000.00	50,000,000.00	3.550	3.599	221	05/10/2023
89115BNS5	12793	Toronto Dominion Bank		08/30/2022	50,000,000.00	49,742,000.00	50,000,000.00	4.110	4.167	298	07/26/2023
89115BXN5	12809	Toronto Dominion Bank		09/29/2022	100,000,000.00	100,008,000.00	100,000,000.00	4.750	4.816	298	07/26/2023
62478UFT8	12775	Union Bank of California		07/29/2022	50,000,000.00	49,967,500.00	50,000,000.00	2.890	2.930	51	11/21/2022
<b>Subtotal and Average</b>			<b>950,756,666.67</b>		<b>1,000,000,000.00</b>	<b>995,459,000.00</b>	<b>999,090,000.00</b>	<b>2.732</b>	<b>2.732</b>	<b>167</b>	
<b>Corporate Notes</b>											
037833DM9	11851	Apple Inc.		09/11/2019	3,000,000.00	2,860,620.00	2,993,160.00	1.800	1.848	711	09/11/2024
037833DM9	11943	Apple Inc.		12/12/2019	9,000,000.00	8,581,860.00	8,918,370.00	1.800	2.001	711	09/11/2024
037833DT4	12133	Apple Inc.		05/11/2020	5,000,000.00	4,586,000.00	4,991,050.00	1.125	1.162	953	05/11/2025
037833DV9	12134	Apple Inc.		05/11/2020	5,000,000.00	4,900,050.00	4,986,400.00	0.750	0.842	222	05/11/2023
037833DX5	12200	Apple Inc.		08/20/2020	5,000,000.00	4,479,050.00	4,988,200.00	0.550	0.598	1,054	08/20/2025

**Alameda County Investment Pool  
Portfolio Management  
Portfolio Details - Investments  
September 30, 2022**

CUSIP	Investment #	Issuer	Average Balance	Purchase Date	Par Value	Market Value	Book Value	Stated Rate	YTM 365	Days to Maturity	Maturity Date
<b>Corporate Notes</b>											
037833DX5	12201	Apple Inc.		08/20/2020	5,000,000.00	4,479,050.00	4,988,200.00	0.550	0.598	1,054	08/20/2025
037833EB2	12387	Apple Inc.		02/08/2021	20,000,000.00	17,591,600.00	19,955,000.00	0.746	0.792	1,226	02/08/2026
023135BQ8	12162	Amazon		06/10/2020	5,000,000.00	4,534,800.00	4,995,350.00	0.800	0.819	976	06/03/2025
023135BQ8	12163	Amazon		06/10/2020	5,000,000.00	4,534,800.00	4,993,750.00	0.800	0.826	976	06/03/2025
023135BQ8	12166	Amazon		06/11/2020	10,000,000.00	9,069,600.00	9,990,700.00	0.800	0.819	976	06/03/2025
023135BV7	12442	Amazon		05/12/2021	10,000,000.00	9,767,300.00	9,998,600.00	0.250	0.257	223	05/12/2023
023135BX3	12443	Amazon		05/12/2021	10,000,000.00	8,774,300.00	9,956,800.00	1.000	1.089	1,319	05/12/2026
023135BW5	12444	Amazon		05/12/2021	3,000,000.00	2,812,290.00	2,995,620.00	0.450	0.499	589	05/12/2024
023135CF1	12686	Amazon		04/13/2022	7,000,000.00	6,608,840.00	6,985,580.00	3.300	3.345	1,655	04/13/2027
023135CD6	12687	Amazon		04/13/2022	10,000,000.00	9,770,000.00	10,000,000.00	2.730	2.730	560	04/13/2024
023135CE4	12688	Amazon		04/13/2022	13,000,000.00	12,551,760.00	12,981,496.67	3.000	3.050	925	04/13/2025
06051GJG5	12241	Bank of America Corp.		09/25/2020	8,000,000.00	7,278,640.00	8,000,000.00	0.981	0.981	1,090	09/25/2025
06051GJG5	12242	Bank of America Corp.		09/25/2020	3,000,000.00	2,729,490.00	3,000,000.00	0.981	0.981	1,090	09/25/2025
06048WM31	12453	Bank of America Corp.		05/28/2021	10,000,000.00	8,545,800.00	10,000,000.00	1.250	1.250	1,335	05/28/2026
06048WM64	12482	Bank of America Corp.		07/07/2021	10,000,000.00	8,555,100.00	9,975,000.00	1.200	1.252	1,363	06/25/2026
06048WP46	12517	Bank of America Corp.		09/27/2021	10,000,000.00	8,926,300.00	10,000,000.00	0.750	0.750	908	03/27/2025
06048WN63	12530	Bank of America Corp.		10/08/2021	4,898,000.00	4,119,315.96	4,844,122.00	1.150	1.382	1,440	09/10/2026
06406RBC0	12699	Bank of New York		04/26/2022	10,000,000.00	9,658,300.00	9,998,600.00	3.350	3.355	937	04/25/2025
06406RAL1	12153	Bank of NY		06/01/2020	6,540,000.00	6,196,650.00	6,848,426.40	2.100	1.001	754	10/24/2024
06368EA36	12336	Bank of Montreal		12/08/2020	10,000,000.00	9,503,000.00	9,993,500.00	0.450	0.472	433	12/08/2023
06368FAA7	12508	Bank of Montreal		09/15/2021	5,000,000.00	4,788,550.00	4,995,800.00	0.400	0.442	349	09/15/2023
06368FAC3	12509	Bank of Montreal		09/15/2021	6,000,000.00	5,129,940.00	5,989,860.00	1.250	1.285	1,445	09/15/2026
06368FAE9	12625	Bank of Montreal		01/10/2022	10,000,000.00	9,197,900.00	9,994,700.00	1.500	1.518	832	01/10/2025
06368FAG4	12657	Bank of Montreal		03/08/2022	15,000,000.00	14,421,450.00	14,989,500.00	2.150	2.186	524	03/08/2024
06368D3S1	12746	Bank of Montreal		06/07/2022	6,000,000.00	5,766,540.00	5,998,620.00	3.700	3.708	980	06/07/2025
110122DN5	12302	Bristol Myers		11/13/2020	5,000,000.00	4,437,400.00	4,991,900.00	0.750	0.783	1,139	11/13/2025
110122DT2	12303	Bristol Myers		11/13/2020	5,000,000.00	4,789,200.00	5,000,000.00	0.537	0.537	408	11/13/2023
14913Q3C1	11971	Caterpillar Inc.		01/13/2020	15,000,000.00	14,964,600.00	14,993,100.00	1.950	1.967	48	11/18/2022
14913Q3C1	12032	Caterpillar Inc.		03/12/2020	5,000,000.00	4,988,200.00	5,013,341.61	1.950	1.404	48	11/18/2022
14913R2F3	12222	Caterpillar Inc.		09/14/2020	10,000,000.00	9,629,300.00	9,993,200.00	0.450	0.473	348	09/14/2023
14913R2J5	12410	Caterpillar Inc.		03/01/2021	10,000,000.00	9,841,300.00	9,991,400.00	0.250	0.293	151	03/01/2023
14913R2U0	12620	Caterpillar Inc.		01/10/2022	5,000,000.00	4,413,550.00	4,997,600.00	1.700	1.710	1,560	01/08/2027
14913R2S5	12621	Caterpillar Inc.		01/10/2022	10,000,000.00	9,577,300.00	9,998,400.00	0.950	0.958	466	01/10/2024
194162AM5	12777	Colgate Palmolive		08/09/2022	3,000,000.00	2,897,700.00	2,997,240.00	3.100	3.114	1,049	08/15/2025
24422EVH9	12157	John Deere		06/04/2020	3,000,000.00	2,919,600.00	2,997,540.00	0.700	0.727	277	07/05/2023
24422EVJ5	12259	John Deere		10/09/2020	2,000,000.00	1,919,840.00	1,997,680.00	0.400	0.439	374	10/10/2023

Portfolio POOL  
RC  
PM (PRF\_PM2) 7.3.0

**Alameda County Investment Pool  
Portfolio Management  
Portfolio Details - Investments  
September 30, 2022**

CUSIP	Investment #	Issuer	Average Balance	Purchase Date	Par Value	Market Value	Book Value	Stated Rate	YTM 365	Days to Maturity	Maturity Date
<b>Corporate Notes</b>											
24422EVX4	12622	John Deere		01/10/2022	3,000,000.00	2,865,240.00	2,999,520.00	0.900	0.908	466	01/10/2024
24422EWA3	12623	Dell Inc.		01/10/2022	5,000,000.00	4,403,200.00	4,997,150.00	1.700	1.712	1,563	01/11/2027
24422EYV2	12624	Dell Inc.		01/10/2022	7,000,000.00	6,496,000.00	6,996,710.00	1.250	1.266	832	01/10/2025
254687FN1	12066	Disney		03/23/2020	5,000,000.00	4,827,900.00	4,997,254.44	3.350	3.360	905	03/24/2025
31422XXA5	12690	Farmer Mac		04/08/2022	20,000,000.00	19,400,600.00	20,000,000.00	2.570	2.571	636	06/28/2024
02665WCA7	12028	American Honda		03/12/2020	5,000,000.00	4,986,550.00	5,028,661.83	2.600	1.427	46	11/16/2022
02665WDH1	12029	American Honda		03/12/2020	3,000,000.00	2,959,590.00	3,013,191.56	1.950	1.498	221	05/10/2023
02665WDH1	12030	American Honda		03/12/2020	5,500,000.00	5,425,915.00	5,524,619.51	1.950	1.490	221	05/10/2023
02665WDX6	12448	American Honda		05/20/2021	10,000,000.00	9,798,600.00	9,999,800.00	0.350	0.351	201	04/20/2023
458140BP4	12069	Intel Corp		03/25/2020	10,000,000.00	9,697,900.00	9,984,500.00	3.400	3.434	906	03/25/2025
46647PBS4	12226	J.P. Morgan		09/16/2020	4,000,000.00	3,814,840.00	4,000,000.00	0.653	0.653	716	09/16/2024
46647PBY1	12396	J.P. Morgan		02/16/2021	5,000,000.00	4,674,950.00	5,000,000.00	0.563	0.563	869	02/16/2025
46647PBZ8	12417	J.P. Morgan		03/16/2021	10,000,000.00	9,789,000.00	10,000,000.00	0.697	0.697	532	03/16/2024
48128G3N8	12454	J.P. Morgan		05/28/2021	5,000,000.00	4,271,050.00	5,000,000.00	1.200	1.200	1,335	05/28/2026
46647PCH7	12455	J.P. Morgan		06/01/2021	5,000,000.00	4,628,850.00	5,000,000.00	0.824	0.824	974	06/01/2025
48128G3V0	12459	J.P. Morgan		06/11/2021	10,000,000.00	8,538,900.00	10,000,000.00	1.150	1.150	1,349	06/11/2026
48128G4R8	12486	J.P. Morgan		08/17/2021	10,000,000.00	8,360,000.00	9,990,000.00	1.150	1.171	1,416	08/17/2026
53961LAH2	12402	Local Initiatives Support Corp		02/25/2021	5,000,000.00	4,716,300.00	5,000,000.00	0.500	0.500	502	02/15/2024
88579YBL4	12078	3M Corp		03/30/2020	4,761,000.00	4,720,388.67	4,727,530.17	1.750	2.003	136	02/14/2023
594918BQ6	11783	Mircosoft Inc.		06/27/2019	4,157,000.00	4,078,391.13	4,160,450.31	2.000	1.979	311	08/08/2023
594918AQ7	11836	Mircosoft Inc.		08/30/2019	15,150,000.00	15,120,003.00	15,185,321.14	2.125	1.644	45	11/15/2022
654106AH6	12074	Nike Inc.		03/27/2020	3,000,000.00	2,844,720.00	2,995,920.00	2.400	2.429	908	03/27/2025
67066GAL8	12679	NVIDIA		04/22/2022	20,000,000.00	18,681,800.00	19,115,528.89	0.584	2.824	622	06/14/2024
69371RQ66	12006	PACCAR Financial Corp.		02/06/2020	10,000,000.00	9,362,400.00	9,991,900.00	1.800	1.817	859	02/06/2025
713448EQ7	12045	Pepsi Inc.		03/19/2020	2,500,000.00	2,364,900.00	2,498,236.67	2.250	2.265	900	03/19/2025
713448EQ7	12047	Pepsi Inc.		03/19/2020	5,000,000.00	4,729,800.00	4,996,450.00	2.250	2.265	900	03/19/2025
713448EQ7	12051	Pepsi Inc.		03/20/2020	5,000,000.00	4,729,800.00	4,991,650.00	2.250	2.286	900	03/19/2025
713448FB9	12257	Pepsi Inc.		10/07/2020	10,000,000.00	9,622,400.00	9,994,300.00	0.400	0.120	371	10/07/2023
717081EX7	12151	Pfizer		05/28/2020	5,000,000.00	4,540,200.00	4,968,800.00	0.800	0.928	970	05/28/2025
742718FL8	12280	Proctor & Gamble		10/29/2020	5,000,000.00	4,449,250.00	4,991,900.00	0.550	0.583	1,124	10/29/2025
742718FL8	12633	Proctor & Gamble		01/31/2022	8,752,000.00	7,787,967.20	8,392,292.80	0.550	1.687	1,124	10/29/2025
742718FV6	12637	Proctor & Gamble		02/01/2022	20,000,000.00	18,078,400.00	19,971,600.00	1.900	1.930	1,584	02/01/2027
69349LAG3	11909	PNC Bank NA		11/15/2019	15,000,000.00	14,984,100.00	15,044,360.04	2.700	2.116	31	11/01/2022
808513BR5	12445	Charles Schwab		05/13/2021	4,000,000.00	3,499,160.00	3,990,720.00	1.150	1.198	1,320	05/13/2026
808513BY0	12655	Charles Schwab		03/03/2022	1,000,000.00	897,400.00	998,920.00	2.450	2.473	1,614	03/03/2027
79466LAG9	12484	Salesforce Co.		07/12/2021	3,000,000.00	2,796,330.00	2,998,470.00	0.625	0.640	653	07/15/2024

Portfolio POOL  
RC  
PM (PRF\_PM2) 7.3.0

**Alameda County Investment Pool  
Portfolio Management  
Portfolio Details - Investments  
September 30, 2022**

CUSIP	Investment #	Issuer	Average Balance	Purchase Date	Par Value	Market Value	Book Value	Stated Rate	YTM 365	Days to Maturity	Maturity Date
<b>Corporate Notes</b>											
89114QCM8	12364	Toronto Dominion Bank		01/06/2021	12,000,000.00	11,885,280.00	11,989,200.00	0.250	0.295	97	01/06/2023
89114QCP1	12365	Toronto Dominion Bank		01/06/2021	10,000,000.00	8,676,600.00	9,985,300.00	0.750	0.780	1,193	01/06/2026
89114TZK1	12591	Toronto Dominion Bank		12/13/2021	10,000,000.00	9,226,300.00	9,992,700.00	1.250	1.275	804	12/13/2024
89236TGX7	12081	Toyota Motor Credit Corp		04/01/2020	6,000,000.00	5,748,540.00	5,988,960.00	3.000	3.040	913	04/01/2025
89236TGW9	12083	Toyota Motor Credit Corp		04/01/2020	5,000,000.00	4,962,300.00	4,999,450.00	2.900	2.904	180	03/30/2023
89236TJH9	12464	Toyota Motor Credit Corp		06/18/2021	15,000,000.00	13,976,400.00	14,982,150.00	0.500	0.540	626	06/18/2024
89236TJN6	12506	Toyota Motor Credit Corp		09/13/2021	5,000,000.00	4,624,350.00	4,997,650.00	0.625	0.641	713	09/13/2024
89236TKC8	12758	Toyota Motor Credit Corp		06/30/2022	10,000,000.00	9,760,600.00	9,990,500.00	3.950	3.984	1,003	06/30/2025
89788JAB5	12026	Truist Bank		03/09/2020	10,000,000.00	9,869,500.00	9,993,000.00	1.250	1.274	159	03/09/2023
89788JAA79	12635	Truist Bank		01/31/2022	10,000,000.00	9,194,400.00	9,930,500.00	1.500	1.542	891	03/10/2025
882508BK9	12507	Texas Instrument		09/15/2021	3,000,000.00	2,625,240.00	3,000,000.00	1.125	1.125	1,445	09/15/2026
90327QD71	12449	USAA Capital Corp		05/21/2021	7,000,000.00	6,565,300.00	6,987,540.00	0.500	0.572	578	05/01/2024
90331HPF4	11935	US BANK		12/09/2019	20,000,000.00	19,888,400.00	19,983,200.00	1.950	1.978	100	01/09/2023
95001D6U9	12124	Wells Fargo Securities LLC		04/30/2020	5,000,000.00	4,915,200.00	5,000,000.00	2.150	2.150	211	04/30/2023
931142DU4	11342	Walmart		10/20/2017	5,000,000.00	4,986,800.00	4,999,600.00	2.350	2.351	75	12/15/2022
931142EK5	11536	Walmart		06/27/2018	2,000,000.00	1,990,260.00	1,999,460.00	3.400	3.406	268	06/26/2023
931142ER0	12512	Walmart		09/17/2021	3,000,000.00	2,617,650.00	2,994,330.00	1.050	1.089	1,447	09/17/2026
931142EW9	12800	Walmart		09/09/2022	7,000,000.00	6,877,500.00	6,995,100.00	3.900	3.925	1,074	09/09/2025
98459LAA1	12160	Yale University		06/09/2020	3,000,000.00	2,747,520.00	3,000,000.00	0.873	0.873	927	04/15/2025
<b>Subtotal and Average</b>			<b>731,812,169.14</b>		<b>729,258,000.00</b>	<b>685,177,820.96</b>	<b>727,672,204.04</b>		<b>1.547</b>	<b>744</b>	
<b>Washington Supranational Obligation</b>											
45818WCS3	11932	InterAmerican Development Bank		12/03/2019	10,000,000.00	9,437,500.00	9,991,000.00	1.700	1.719	776	11/15/2024
45818WCS3	11950	InterAmerican Development Bank		12/16/2019	25,000,000.00	23,593,750.00	24,891,000.00	1.700	1.793	776	11/15/2024
45818WDA1	12412	InterAmerican Development Bank		03/11/2021	18,000,000.00	16,172,100.00	17,952,714.00	0.800	0.854	1,250	03/04/2026
459058JL8	12277	International Bank Recon & D		10/28/2020	15,000,000.00	13,344,000.00	14,983,050.00	0.500	0.523	1,123	10/28/2025
459058JM6	12312	International Bank Recon & D		11/24/2020	20,000,000.00	19,086,000.00	19,957,000.00	0.250	0.322	419	11/24/2023
459058JM6	12313	International Bank Recon & D		11/24/2020	15,000,000.00	14,314,500.00	14,967,750.00	0.250	0.322	419	11/24/2023
459058JE4	12358	International Bank Recon & D		12/23/2020	10,000,000.00	8,950,500.00	9,984,000.00	0.375	0.410	1,031	07/28/2025
459058JS3	12390	International Bank Recon & D		02/10/2021	15,000,000.00	12,951,300.00	15,000,000.00	0.650	0.650	1,228	02/10/2026
45905U5Y6	12400	International Bank Recon & D		02/18/2021	9,500,000.00	8,344,135.00	9,492,875.00	0.600	0.615	1,236	02/18/2026
45905U5Y6	12401	International Bank Recon & D		02/18/2021	10,000,000.00	8,783,300.00	10,000,000.00	0.600	0.600	1,236	02/18/2026
45906M2L4	12414	International Bank Recon & D		03/12/2021	15,000,000.00	13,189,950.00	14,857,500.00	0.650	0.846	1,242	02/24/2026
45906M3C3	12669	International Bank Recon & D		03/29/2022	7,500,000.00	7,277,325.00	7,494,150.00	2.250	2.290	544	03/28/2024
45906M3K5	12815	International Bank Recon & D		09/30/2022	15,000,000.00	14,788,800.00	15,000,000.00	4.500	4.500	1,825	09/30/2027

**Alameda County Investment Pool  
Portfolio Management  
Portfolio Details - Investments  
September 30, 2022**

CUSIP	Investment #	Issuer	Average Balance	Purchase Date	Par Value	Market Value	Book Value	Stated Rate	YTM 365	Days to Maturity	Maturity Date
<b>Washington Supranational Obligation</b>											
45950VNP7	11974	IFCDN		01/17/2020	25,000,000.00	23,441,500.00	24,953,750.00	1.680	1.719	832	01/10/2025
45950VPX8	12446	IFCDN		05/14/2021	10,000,000.00	8,806,400.00	10,000,000.00	0.860	0.860	1,321	05/14/2026
45950VQS8	12573	IFCDN		11/24/2021	10,000,000.00	9,564,900.00	10,000,000.00	0.610	0.610	419	11/24/2023
<b>Subtotal and Average</b>			<b>215,024,789.00</b>		<b>230,000,000.00</b>	<b>212,045,960.00</b>	<b>229,524,789.00</b>		<b>1.206</b>	<b>967</b>	
<b>Commercial Paper Disc. -Amortizing</b>											
46590ENJ3	12695	JP Morgan Sec		04/26/2022	50,000,000.00	49,408,500.00	49,184,166.67	2.200	2.295	109	01/18/2023
46590ENW4	12696	JP Morgan Sec		04/26/2022	50,000,000.00	49,342,000.00	49,147,500.00	2.200	2.296	121	01/30/2023
<b>Subtotal and Average</b>			<b>98,331,666.67</b>		<b>100,000,000.00</b>	<b>98,750,500.00</b>	<b>98,331,666.67</b>		<b>2.296</b>	<b>115</b>	
<b>Agency Bullets (Aaa/AA+)</b>											
3132X0U25	11486	Farmer Mac		04/19/2018	30,000,000.00	29,797,800.00	29,982,000.00	2.800	2.813	200	04/19/2023
3132X0U25	11487	Farmer Mac		04/19/2018	40,000,000.00	39,730,400.00	39,976,000.00	2.800	2.813	200	04/19/2023
3132X0U25	11488	Farmer Mac		04/19/2018	30,000,000.00	29,797,800.00	29,982,000.00	2.800	2.813	200	04/19/2023
31422BEX4	11736	Farmer Mac		04/24/2019	50,000,000.00	49,999,000.00	50,000,000.00	2.475	2.475	3	10/04/2022
31422BFL9	11755	Farmer Mac		05/10/2019	25,000,000.00	24,366,750.00	25,000,000.00	2.400	2.400	517	03/01/2024
31422BFK1	11756	Farmer Mac		05/10/2019	25,000,000.00	24,290,250.00	25,000,000.00	2.400	2.400	578	05/01/2024
31422BJB7	11793	Farmer Mac		07/22/2019	25,000,000.00	24,311,250.00	25,000,000.00	1.970	1.970	458	01/02/2024
31422BPC8	11911	Farmer Mac		11/20/2019	20,000,000.00	19,407,600.00	20,000,000.00	1.720	1.720	415	11/20/2023
31422BQK9	11955	Farmer Mac		12/20/2019	25,000,000.00	23,787,750.00	24,988,750.00	1.690	1.700	720	09/20/2024
31422BQW3	11956	Farmer Mac		12/20/2019	40,000,000.00	39,032,400.00	40,000,000.00	1.740	1.740	366	10/02/2023
31422BYV6	12115	Farmer Mac		04/27/2020	35,000,000.00	33,985,700.00	34,979,000.00	0.550	0.569	299	07/27/2023
31422XE40	12785	Farmer Mac		08/19/2022	15,000,000.00	14,801,100.00	15,000,000.00	4.000	4.000	877	02/24/2025
3133EKQU3	11778	Federal Farm Credit Bank		06/21/2019	30,000,000.00	28,907,100.00	29,984,700.00	1.950	1.961	621	06/13/2024
3133EKTU8	11784	Federal Farm Credit Bank		07/02/2019	12,000,000.00	11,540,640.00	11,998,320.00	1.900	1.903	639	07/01/2024
3133EKUA2	11785	Federal Farm Credit Bank		07/02/2019	15,000,000.00	14,913,450.00	14,989,800.00	1.850	1.870	123	02/01/2023
3133EKZK5	11812	Federal Farm Credit Bank		08/14/2019	20,000,000.00	19,534,000.00	19,992,000.00	1.600	1.610	317	08/14/2023
3133EKA63	11814	Federal Farm Credit Bank		08/16/2019	10,000,000.00	9,533,800.00	9,982,800.00	1.600	1.636	685	08/16/2024
3133ELZM9	12140	Federal Farm Credit Bank		05/15/2020	25,000,000.00	22,676,000.00	24,953,225.00	0.500	0.538	956	05/14/2025
3133ENKS8	12627	Federal Farm Credit Bank		01/11/2022	7,500,000.00	6,983,625.00	7,483,125.00	1.125	1.202	828	01/06/2025
3133ENZS2	12755	Federal Farm Credit Bank		06/28/2022	10,000,000.00	9,808,900.00	9,994,805.00	3.100	3.127	636	06/28/2024
3130AGWK7	11815	Federal Home Loan Bank		08/16/2019	12,000,000.00	11,421,000.00	11,971,800.00	1.500	2.136	684	08/15/2024
3130AGWK7	11816	Federal Home Loan Bank		08/16/2019	20,000,000.00	19,035,000.00	19,953,000.00	1.500	1.549	684	08/15/2024
3130AGWK7	11817	Federal Home Loan Bank		08/16/2019	20,000,000.00	19,035,000.00	19,953,000.00	1.500	1.549	684	08/15/2024
3130AJ7E3	12020	Federal Home Loan Bank		02/21/2020	14,000,000.00	13,877,360.00	13,974,240.00	1.375	1.438	139	02/17/2023



**Alameda County Investment Pool  
Portfolio Management  
Portfolio Details - Investments  
September 30, 2022**

CUSIP	Investment #	Issuer	Average Balance	Purchase Date	Par Value	Market Value	Book Value	Stated Rate	YTM 365	Days to Maturity	Maturity Date
<b>Agency Bullets (Aaa/AA+)</b>											
3130AJ7E3	12023	Federal Home Loan Bank		02/21/2020	15,000,000.00	14,868,600.00	14,972,400.00	1.375	1.438	139	02/17/2023
3130AK5E2	12220	Federal Home Loan Bank		09/11/2020	2,000,000.00	1,793,360.00	1,994,000.00	0.375	0.436	1,069	09/04/2025
3130AKDH6	12270	Federal Home Loan Bank		10/22/2020	8,000,000.00	7,988,800.00	7,989,440.00	0.125	0.191	20	10/21/2022
3130APU29	12551	Federal Home Loan Bank		11/12/2021	12,800,000.00	12,279,168.00	12,794,112.00	0.500	0.523	404	11/09/2023
3130APU29	12552	Federal Home Loan Bank		11/12/2021	20,000,000.00	19,186,200.00	19,990,800.00	0.500	0.523	404	11/09/2023
3130AQF57	12598	Federal Home Loan Bank		12/22/2021	25,000,000.00	23,887,250.00	24,945,000.00	0.625	0.736	447	12/22/2023
3130AQF40	12599	Federal Home Loan Bank		12/22/2021	25,000,000.00	23,232,500.00	24,978,137.25	1.000	1.030	811	12/20/2024
3130AQF65	12600	Federal Home Loan Bank		12/22/2021	25,000,000.00	22,281,750.00	24,925,261.74	1.250	1.311	1,542	12/21/2026
3130ASDS5	12745	Federal Home Loan Bank		06/10/2022	20,000,000.00	19,458,600.00	19,953,600.00	2.750	2.867	636	06/28/2024
3130ASME6	12768	Federal Home Loan Bank		07/08/2022	15,000,000.00	14,665,800.00	14,970,900.00	3.000	3.101	646	07/08/2024
3130ASME6	12769	Federal Home Loan Bank		07/08/2022	10,000,000.00	9,777,200.00	9,980,600.00	3.000	3.101	646	07/08/2024
3130ASME6	12770	Federal Home Loan Bank		07/08/2022	5,000,000.00	4,888,600.00	4,990,300.00	3.000	3.101	646	07/08/2024
3137EAE5	11520	Federal Home Loan Mtg Corp		06/11/2018	15,000,000.00	14,836,950.00	14,918,400.00	2.750	2.867	261	06/19/2023
3137EAE5	12014	Federal Home Loan Mtg Corp		02/14/2020	15,000,000.00	14,057,400.00	14,988,450.00	1.500	1.516	865	02/12/2025
3137EAE5	12015	Federal Home Loan Mtg Corp		02/14/2020	10,000,000.00	9,371,600.00	9,992,300.00	1.500	1.516	865	02/12/2025
3137EAE6	12129	Federal Home Loan Mtg Corp		05/07/2020	10,000,000.00	9,777,800.00	9,995,800.00	0.375	0.389	216	05/05/2023
3137EAE6	12130	Federal Home Loan Mtg Corp		05/07/2020	20,000,000.00	19,555,600.00	19,991,600.00	0.375	0.389	216	05/05/2023
3137EAE6	12131	Federal Home Loan Mtg Corp		05/07/2020	20,000,000.00	19,555,600.00	19,991,600.00	0.375	0.389	216	05/05/2023
31422BG53	12179	Federal Home Loan Mtg Corp		06/29/2020	15,000,000.00	14,440,500.00	14,988,000.00	0.350	0.375	363	09/29/2023
3137EAEU7	12195	Federal Home Loan Mtg Corp		07/23/2020	10,000,000.00	8,971,500.00	9,950,200.00	0.375	0.727	1,024	07/21/2025
3137EAEV7	12204	Federal Home Loan Mtg Corp		08/21/2020	10,000,000.00	9,653,100.00	9,989,800.00	0.250	0.284	327	08/24/2023
3137EAEV7	12205	Federal Home Loan Mtg Corp		08/21/2020	10,000,000.00	9,653,100.00	9,989,800.00	0.250	0.284	327	08/24/2023
3137EAEZ8	12291	Federal Home Loan Mtg Corp		11/05/2020	10,000,000.00	9,562,200.00	9,991,000.00	0.250	0.280	401	11/06/2023
3137EAEZ8	12293	Federal Home Loan Mtg Corp		11/05/2020	10,000,000.00	9,562,200.00	9,991,000.00	0.250	0.280	401	11/06/2023
3137EAF2	12331	Federal Home Loan Mtg Corp		12/04/2020	15,000,000.00	14,311,650.00	14,985,150.00	0.250	0.283	429	12/04/2023
3137EAF2	12332	Federal Home Loan Mtg Corp		12/04/2020	10,000,000.00	9,541,100.00	9,990,100.00	0.250	0.283	429	12/04/2023
3137EAFX3	12405	Federal Home Loan Mtg Corp		02/26/2021	15,000,000.00	13,377,900.00	14,747,400.00	0.375	0.750	1,088	09/23/2025
3135G0T78	11331	Federal National Mtg Assn		10/06/2017	15,000,000.00	14,998,800.00	14,990,100.00	2.000	2.014	4	10/05/2022
3135G0T78	11332	Federal National Mtg Assn		10/06/2017	10,000,000.00	9,999,200.00	9,993,400.00	2.000	2.014	4	10/05/2022
3135G0U43	11568	Federal National Mtg Assn		09/14/2018	20,000,000.00	19,713,400.00	19,918,000.00	2.875	2.964	346	09/12/2023
3135G0V34	11657	Federal National Mtg Assn		02/08/2019	20,000,000.00	19,514,600.00	19,925,600.00	2.500	2.580	492	02/05/2024
3135G0V34	11658	Federal National Mtg Assn		02/08/2019	20,000,000.00	19,514,600.00	19,925,600.00	2.500	2.580	492	02/05/2024
3135G0V75	11788	Federal National Mtg Assn		07/08/2019	20,000,000.00	19,148,400.00	19,924,200.00	1.750	1.830	640	07/02/2024
3135G0W66	11872	Federal National Mtg Assn		10/18/2019	20,000,000.00	18,976,200.00	19,965,800.00	1.625	1.661	745	10/15/2024
3135G0W66	11875	Federal National Mtg Assn		10/18/2019	25,000,000.00	23,720,250.00	24,957,250.00	1.625	1.661	745	10/15/2024
3135G0W66	11876	Federal National Mtg Assn		10/18/2019	25,000,000.00	23,720,250.00	24,957,250.00	1.625	1.661	745	10/15/2024

Portfolio POOL  
RC  
PM (PRF\_PM2) 7.3.0

**Alameda County Investment Pool  
Portfolio Management  
Portfolio Details - Investments  
September 30, 2022**

CUSIP	Investment #	Issuer	Average Balance	Purchase Date	Par Value	Market Value	Book Value	Stated Rate	YTM 365	Days to Maturity	Maturity Date
<b>Agency Bullets (Aaa/AA+)</b>											
3135G0W66	11918	Federal National Mtg Assn		11/22/2019	25,000,000.00	23,720,250.00	24,939,515.00	1.625	1.677	745	10/15/2024
3135G0X24	11969	Federal National Mtg Assn		01/10/2020	20,000,000.00	18,869,200.00	19,936,200.00	1.625	1.692	829	01/07/2025
3135G0X24	11970	Federal National Mtg Assn		01/10/2020	20,000,000.00	18,869,200.00	19,936,200.00	1.625	1.692	829	01/07/2025
3135G04Q3	12145	Federal National Mtg Assn		05/22/2020	20,000,000.00	19,519,800.00	19,939,800.00	0.250	0.351	233	05/22/2023
3135G04Q3	12146	Federal National Mtg Assn		05/22/2020	15,000,000.00	14,639,850.00	14,954,850.00	0.250	0.351	233	05/22/2023
3135G04Q3	12147	Federal National Mtg Assn		05/22/2020	15,000,000.00	14,639,850.00	14,954,850.00	0.250	0.351	233	05/22/2023
3135G04Z3	12171	Federal National Mtg Assn		06/19/2020	20,000,000.00	18,076,200.00	19,958,600.00	0.500	0.542	990	06/17/2025
3135G04Z3	12172	Federal National Mtg Assn		06/19/2020	15,000,000.00	13,557,150.00	14,968,950.00	0.500	0.542	990	06/17/2025
3135G05G4	12183	Federal National Mtg Assn		07/10/2020	10,000,000.00	9,700,700.00	9,978,500.00	0.250	0.322	282	07/10/2023
3135G06G3	12299	Federal National Mtg Assn		11/12/2020	18,000,000.00	16,029,720.00	17,935,560.00	0.500	0.573	1,133	11/07/2025
3135G06H1	12321	Federal National Mtg Assn		11/25/2020	15,000,000.00	14,330,250.00	14,982,900.00	0.250	0.288	422	11/27/2023
<b>Subtotal and Average</b>			<b>1,321,478,096.64</b>		<b>1,301,300,000.00</b>	<b>1,252,367,573.00</b>	<b>1,299,166,840.99</b>		<b>1.584</b>	<b>516</b>	
<b>Federal Agency Disc. -Amortizing</b>											
313384BF5	12765	Federal Home Loan Bk Disc Note		06/30/2022	50,000,000.00	49,414,000.00	49,265,831.10	2.470	2.572	121	01/30/2023
313385K96	12771	Federal Home Loan Bk Disc Note		07/15/2022	50,000,000.00	49,938,000.00	49,670,138.90	2.500	2.587	17	10/18/2022
<b>Subtotal and Average</b>			<b>98,935,970.00</b>		<b>100,000,000.00</b>	<b>99,352,000.00</b>	<b>98,935,970.00</b>		<b>2.580</b>	<b>69</b>	
<b>Treasury Notes and Bonds</b>											
91282CCN9	12707	National Australia Bank		04/29/2022	100,000,000.00	96,656,000.00	97,269,531.26	0.125	2.342	303	07/31/2023
9128282D1	11744	U.S. Treasury		04/29/2019	50,000,000.00	48,695,500.00	48,093,750.00	1.375	2.304	334	08/31/2023
912828S92	11791	U.S. Treasury		07/16/2019	50,000,000.00	48,785,000.00	48,804,687.50	1.250	1.867	303	07/31/2023
9128282D1	11832	U.S. Treasury		08/28/2019	50,000,000.00	48,695,500.00	49,966,796.90	1.375	1.392	334	08/31/2023
912828S92	11843	U.S. Treasury		09/06/2019	50,000,000.00	48,785,000.00	49,636,718.75	1.250	1.442	303	07/31/2023
912828VB3	11862	U.S. Treasury		09/26/2019	50,000,000.00	49,289,000.00	50,253,906.25	1.750	1.605	226	05/15/2023
912828Y87	11919	U.S. Treasury		11/22/2019	50,000,000.00	47,787,000.00	50,298,828.15	1.750	1.617	669	07/31/2024
912828Y87	11936	U.S. Treasury		12/10/2019	50,000,000.00	47,787,000.00	50,134,765.65	1.750	1.689	669	07/31/2024
91282CBG5	12407	U.S. Treasury		02/26/2021	50,000,000.00	49,421,000.00	49,968,750.00	0.125	0.157	122	01/31/2023
91282CBM2	12408	U.S. Treasury		02/26/2021	50,000,000.00	47,228,500.00	49,699,218.75	0.125	0.329	502	02/15/2024
91282CBQ3	12409	U.S. Treasury		03/01/2021	25,000,000.00	22,059,500.00	24,630,859.38	0.500	0.802	1,246	02/28/2026
91282CDA6	12519	U.S. Treasury		09/30/2021	50,000,000.00	48,023,500.00	49,945,312.50	0.250	0.305	364	09/30/2023
91282CCZ2	12520	U.S. Treasury		09/30/2021	50,000,000.00	43,986,500.00	49,666,015.63	0.875	1.012	1,460	09/30/2026
91282CAT8	12522	U.S. Treasury		09/30/2021	50,000,000.00	44,279,500.00	48,865,234.38	0.250	0.816	1,126	10/31/2025
91282CDB4	12537	U.S. Treasury		10/27/2021	50,000,000.00	46,480,500.00	49,742,187.50	0.625	0.801	745	10/15/2024
91282CDD0	12555	U.S. Treasury		11/15/2021	50,000,000.00	47,926,000.00	49,873,003.74	0.375	0.513	395	10/31/2023

**Alameda County Investment Pool  
Portfolio Management  
Portfolio Details - Investments  
September 30, 2022**

CUSIP	Investment #	Issuer	Average Balance	Purchase Date	Par Value	Market Value	Book Value	Stated Rate	YTM 365	Days to Maturity	Maturity Date
<b>Treasury Notes and Bonds</b>											
91282CCT6	12596	U.S. Treasury		12/21/2021	50,000,000.00	46,513,500.00	49,373,046.90	0.375	0.854	684	08/15/2024
91282CDB4	12597	U.S. Treasury		12/21/2021	50,000,000.00	46,480,500.00	49,626,953.15	0.625	0.894	745	10/15/2024
91282CCU3	12604	U.S. Treasury		12/23/2021	50,000,000.00	48,146,500.00	49,580,078.15	0.125	0.627	334	08/31/2023
91282CCU3	12605	U.S. Treasury		12/23/2021	50,000,000.00	48,146,500.00	49,582,031.25	0.125	0.624	334	08/31/2023
91282CCT6	12606	U.S. Treasury		12/23/2021	50,000,000.00	46,513,500.00	49,349,609.40	0.375	0.873	684	08/15/2024
91282CDV0	12634	U.S. Treasury		01/31/2022	50,000,000.00	47,767,500.00	49,679,687.50	0.875	1.200	487	01/31/2024
912828R69	12680	U.S. Treasury		04/21/2022	50,000,000.00	49,199,000.00	49,765,625.00	1.625	2.054	242	05/31/2023
91282CDD0	12681	U.S. Treasury		04/21/2022	50,000,000.00	47,926,000.00	48,494,140.65	0.375	2.398	395	10/31/2023
<b>Subtotal and Average</b>			<b>1,212,300,738.34</b>		<b>1,225,000,000.00</b>	<b>1,166,578,000.00</b>	<b>1,212,300,738.34</b>		<b>1.239</b>	<b>518</b>	
<b>Agency Callables (Aaa/AA+)</b>											
31422XXL1	12698	Farmer Mac		04/28/2022	25,000,000.00	24,209,500.00	25,000,000.00	3.050	3.051	1,031	07/28/2025
31422XXG2	12700	Farmer Mac		04/26/2022	15,000,000.00	14,319,900.00	15,000,000.00	3.100	3.100	1,668	04/26/2027
3133EMYD8	12441	Federal Farm Credit Bank		05/06/2021	15,000,000.00	13,436,550.00	15,000,000.00	0.850	0.850	1,129	11/03/2025
3133EMZS4	12447	Federal Farm Credit Bank		05/18/2021	10,000,000.00	8,815,400.00	10,000,000.00	0.900	0.900	1,325	05/18/2026
3133ENEJ5	12564	Federal Farm Credit Bank		11/18/2021	25,000,000.00	23,272,250.00	24,971,250.00	0.875	0.914	779	11/18/2024
3133ENHW3	12603	Federal Farm Credit Bank		12/23/2021	25,000,000.00	22,859,500.00	25,000,000.00	1.170	1.170	996	06/23/2025
3133ENPG9	12642	Federal Farm Credit Bank		02/15/2022	15,000,000.00	14,131,500.00	14,959,950.00	1.750	1.842	867	02/14/2025
3130AKN85	12367	Federal Home Loan Bank		01/20/2021	20,000,000.00	17,567,200.00	19,974,000.00	0.550	0.576	1,207	01/20/2026
3130AKVY9	12373	Federal Home Loan Bank		01/29/2021	10,000,000.00	8,766,600.00	10,000,000.00	0.520	0.520	1,216	01/29/2026
3130AKVN3	12374	Federal Home Loan Bank		01/29/2021	5,000,000.00	4,383,300.00	5,000,000.00	0.520	0.520	1,216	01/29/2026
3130AKUS3	12377	Federal Home Loan Bank		01/29/2021	15,450,000.00	13,536,672.00	15,442,275.00	0.500	0.510	1,215	01/28/2026
3130AKMD5	12378	Federal Home Loan Bank		01/29/2021	4,980,000.00	4,364,073.60	4,976,324.76	0.500	0.515	1,213	01/26/2026
3130AKXB7	12391	Federal Home Loan Bank		02/11/2021	10,000,000.00	8,774,200.00	10,000,000.00	0.580	0.580	1,229	02/11/2026
3130AKXB7	12392	Federal Home Loan Bank		02/11/2021	20,000,000.00	17,548,400.00	20,000,000.00	0.580	0.580	1,229	02/11/2026
3130AKWA0	12393	Federal Home Loan Bank		02/12/2021	13,000,000.00	11,381,500.00	12,979,200.00	0.520	0.552	1,230	02/12/2026
3130AKXQ4	12394	Federal Home Loan Bank		02/12/2021	15,000,000.00	13,169,400.00	15,000,000.00	0.600	0.600	1,230	02/12/2026
3130AKVR4	12395	Federal Home Loan Bank		02/12/2021	20,000,000.00	17,533,000.00	20,000,000.00	0.550	0.550	1,230	02/12/2026
3130AL3S1	12397	Federal Home Loan Bank		02/17/2021	10,000,000.00	8,783,300.00	10,000,000.00	0.625	0.625	1,235	02/17/2026
3130ALEM2	12403	Federal Home Loan Bank		02/25/2021	15,000,000.00	13,240,950.00	15,000,000.00	0.790	0.790	1,243	02/25/2026
3130AKZ25	12406	Federal Home Loan Bank		02/26/2021	10,000,000.00	8,783,000.00	10,000,000.00	0.650	0.650	1,244	02/26/2026
3130ALJ70	12413	Federal Home Loan Bank		03/12/2021	10,000,000.00	9,416,900.00	10,000,000.00	0.400	0.400	528	03/12/2024
3130ALGJ7	12419	Federal Home Loan Bank		03/23/2021	20,000,000.00	17,787,400.00	20,000,000.00	1.000	1.000	1,269	03/23/2026
3130ALGJ7	12420	Federal Home Loan Bank		03/23/2021	9,250,000.00	8,226,672.50	9,250,000.00	1.000	1.000	1,269	03/23/2026
3130ALVSO	12436	Federal Home Loan Bank		04/27/2021	15,000,000.00	13,698,900.00	15,000,000.00	0.620	0.620	849	01/27/2025

**Alameda County Investment Pool  
Portfolio Management  
Portfolio Details - Investments  
September 30, 2022**

CUSIP	Investment #	Issuer	Average Balance	Purchase Date	Par Value	Market Value	Book Value	Stated Rate	YTM 365	Days to Maturity	Maturity Date
<b>Agency Callables (Aaa/AA+)</b>											
3130AMAG7	12437	Federal Home Loan Bank		04/29/2021	10,000,000.00	8,862,100.00	10,000,000.00	1.050	1.050	1,306	04/29/2026
3130AMUP5	12466	Federal Home Loan Bank		06/23/2021	15,000,000.00	13,711,350.00	15,000,000.00	0.500	0.500	814	12/23/2024
3130AMU75	12476	Federal Home Loan Bank		06/30/2021	10,000,000.00	8,803,900.00	10,000,000.00	1.000	1.000	1,364	06/26/2026
3130ANSC53	12494	Federal Home Loan Bank		08/30/2021	15,000,000.00	13,139,850.00	15,000,000.00	1.000	1.000	1,425	08/26/2026
3130ANWK24	12495	Federal Home Loan Bank		08/30/2021	25,000,000.00	22,775,750.00	25,000,000.00	0.650	0.650	879	02/26/2025
3130ANWG1	12496	Federal Home Loan Bank		08/30/2021	25,000,000.00	23,150,500.00	25,000,000.00	0.500	0.500	695	08/26/2024
3130ANWJ5	12497	Federal Home Loan Bank		08/30/2021	25,000,000.00	22,576,500.00	25,000,000.00	0.720	0.720	983	06/10/2025
3130ANU32	12516	Federal Home Loan Bank		09/22/2021	10,000,000.00	8,743,800.00	9,995,000.00	1.000	1.010	1,452	09/22/2026
3130APDL6	12521	Federal Home Loan Bank		09/30/2021	15,000,000.00	13,548,450.00	15,000,000.00	0.800	0.800	1,003	06/30/2025
3130APJ89	12538	Federal Home Loan Bank		10/28/2021	10,000,000.00	9,236,200.00	10,000,000.00	0.700	0.700	758	10/28/2024
3130APLB9	12539	Federal Home Loan Bank		10/28/2021	10,000,000.00	9,265,600.00	10,000,000.00	0.850	0.850	758	10/28/2024
3130APLB9	12540	Federal Home Loan Bank		10/28/2021	10,000,000.00	9,265,600.00	10,000,000.00	0.850	0.850	758	10/28/2024
3130APRA5	12554	Federal Home Loan Bank		11/15/2021	25,000,000.00	23,327,250.00	25,000,000.00	1.100	1.100	776	11/15/2024
3130APRU1	12556	Federal Home Loan Bank		11/16/2021	10,000,000.00	10,000,000.00	10,000,000.00	1.000	1.000	685	08/16/2024
3130APRU1	12557	Federal Home Loan Bank		11/16/2021	25,000,000.00	23,399,750.00	25,000,000.00	1.000	1.000	685	08/16/2024
3130APLJ2	12560	Federal Home Loan Bank		11/17/2021	15,000,000.00	14,326,200.00	15,000,000.00	0.500	0.500	412	11/17/2023
3130APNH4	12561	Federal Home Loan Bank		11/18/2021	10,000,000.00	9,024,300.00	10,000,000.00	1.200	1.200	1,144	11/18/2025
3130APQG3	12562	Federal Home Loan Bank		11/18/2021	20,000,000.00	18,048,600.00	20,000,000.00	1.200	1.200	1,144	11/18/2025
3130APRE7	12563	Federal Home Loan Bank		11/18/2021	25,000,000.00	22,997,000.00	25,000,000.00	1.010	1.010	871	02/18/2025
3130APBR5	12570	Federal Home Loan Bank		11/19/2021	14,950,000.00	13,692,406.00	14,804,237.50	0.650	0.967	829	01/07/2025
3130APVJ1	12571	Federal Home Loan Bank		11/23/2021	15,000,000.00	13,315,650.00	15,000,000.00	1.500	1.500	1,514	11/23/2026
3130APUP8	12572	Federal Home Loan Bank		11/23/2021	25,000,000.00	23,270,250.00	25,000,000.00	0.750	0.750	692	08/23/2024
3130APWH4	12574	Federal Home Loan Bank		11/24/2021	15,000,000.00	14,398,800.00	15,000,000.00	0.750	0.750	417	11/22/2023
3130APWM3	12581	Federal Home Loan Bank		11/30/2021	10,000,000.00	9,280,300.00	10,000,000.00	1.050	1.050	786	11/25/2024
3130APWE1	12582	Federal Home Loan Bank		11/30/2021	15,000,000.00	13,314,150.00	15,000,000.00	1.500	1.500	1,516	11/25/2026
3130APWV3	12583	Federal Home Loan Bank		11/30/2021	25,000,000.00	23,200,750.00	25,000,000.00	1.050	1.050	786	11/25/2024
3130APW43	12585	Federal Home Loan Bank		12/02/2021	8,125,000.00	7,208,500.00	8,123,375.00	1.500	1.504	1,523	12/02/2026
3130APW84	12586	Federal Home Loan Bank		12/03/2021	10,000,000.00	8,871,400.00	9,997,500.00	1.500	1.505	1,524	12/03/2026
3130APXL4	12589	Federal Home Loan Bank		12/10/2021	25,000,000.00	23,194,750.00	24,993,750.00	1.100	1.108	801	12/10/2024
3130APXT7	12594	Federal Home Loan Bank		12/17/2021	10,000,000.00	8,944,700.00	10,000,000.00	1.600	1.600	1,538	12/17/2026
3130AQ4D2	12602	Federal Home Loan Bank		12/23/2021	7,650,000.00	7,112,434.50	7,650,000.00	1.250	1.250	815	12/24/2024
3130AQ2Z5	12607	Federal Home Loan Bank		12/27/2021	25,000,000.00	22,567,000.00	25,000,000.00	1.500	1.500	1,273	03/27/2026
3130AQ7M9	12608	Federal Home Loan Bank		12/27/2021	25,000,000.00	22,871,250.00	25,000,000.00	1.250	1.250	1,000	06/27/2025
3130AQFC2	12609	Federal Home Loan Bank		12/27/2021	25,000,000.00	23,306,750.00	24,993,750.00	1.000	1.009	727	09/27/2024
3130AQ6F5	12610	Federal Home Loan Bank		12/28/2021	10,000,000.00	9,543,600.00	10,000,000.00	0.800	0.800	453	12/28/2023
3130AQA29	12611	Federal Home Loan Bank		12/28/2021	15,000,000.00	13,825,950.00	15,000,000.00	1.230	1.230	909	03/28/2025

Portfolio POOL  
RC  
PM (PRF\_PM2) 7.3.0

**Alameda County Investment Pool  
Portfolio Management  
Portfolio Details - Investments  
September 30, 2022**

CUSIP	Investment #	Issuer	Average Balance	Purchase Date	Par Value	Market Value	Book Value	Stated Rate	YTM 365	Days to Maturity	Maturity Date
<b>Agency Callables (Aaa/AA+)</b>											
3130AQDR1	12613	Federal Home Loan Bank		12/30/2021	25,000,000.00	23,507,750.00	25,000,000.00	1.000	1.000	636	06/28/2024
3130AQDQ3	12614	Federal Home Loan Bank		12/30/2021	15,000,000.00	13,708,350.00	15,000,000.00	1.220	1.220	1,003	06/30/2025
3130AQ5S8	12615	Federal Home Loan Bank		12/30/2021	25,000,000.00	22,866,250.00	25,000,000.00	1.250	1.250	1,003	06/30/2025
3130AQFD0	12616	Federal Home Loan Bank		12/30/2021	25,000,000.00	23,132,000.00	25,000,000.00	1.060	1.060	821	12/30/2024
3130AQGY3	12617	Federal Home Loan Bank		12/30/2021	25,000,000.00	23,314,750.00	25,000,000.00	1.030	1.030	730	09/30/2024
3130AQFW8	12618	Federal Home Loan Bank		12/30/2021	25,000,000.00	23,300,500.00	25,000,000.00	1.000	1.000	730	09/30/2024
3130AQJ38	12629	Federal Home Loan Bank		01/25/2022	10,000,000.00	9,387,400.00	10,000,000.00	1.050	1.050	663	07/25/2024
3130AQGT4	12631	Federal Home Loan Bank		01/28/2022	15,000,000.00	13,908,750.00	14,857,500.00	1.100	1.429	835	01/13/2025
3130AQM83	12632	Federal Home Loan Bank		01/28/2022	4,185,000.00	3,759,845.85	4,164,261.00	1.600	1.716	1,395	07/27/2026
3130AQUT8	12645	Federal Home Loan Bank		02/17/2022	10,000,000.00	9,011,500.00	10,000,000.00	2.010	2.010	1,600	02/17/2027
3130AQVM2	12647	Federal Home Loan Bank		02/25/2022	10,000,000.00	9,357,000.00	10,000,000.00	1.750	1.750	878	02/25/2025
3130AQUY7	12648	Federal Home Loan Bank		02/25/2022	10,000,000.00	9,020,900.00	10,000,000.00	2.050	2.050	1,608	02/25/2027
3130AQT78	12652	Federal Home Loan Bank		02/28/2022	15,000,000.00	14,134,050.00	15,000,000.00	1.750	1.750	881	02/28/2025
3130ARB42	12659	Federal Home Loan Bank		03/14/2022	15,000,000.00	14,802,600.00	15,000,000.00	1.250	1.250	164	03/14/2023
3130AMU67	12666	Federal Home Loan Bank		03/21/2022	20,000,000.00	18,676,000.00	19,238,220.00	0.400	2.128	636	06/28/2024
3130ARGC9	12667	Federal Home Loan Bank		03/25/2022	10,000,000.00	9,215,900.00	10,000,000.00	2.550	2.550	1,636	03/25/2027
3130ARBC4	12668	Federal Home Loan Bank		03/28/2022	5,000,000.00	4,813,550.00	5,000,000.00	2.000	2.000	544	03/28/2024
3130ARAE1	12670	Federal Home Loan Bank		03/25/2022	25,000,000.00	23,419,000.00	25,000,000.00	2.100	2.100	998	06/25/2025
3130ARFQ9	12671	Federal Home Loan Bank		04/05/2022	25,000,000.00	23,001,500.00	25,000,000.00	2.610	2.610	1,647	04/05/2027
3130ARG70	12673	Federal Home Loan Bank		03/30/2022	15,000,000.00	14,835,000.00	15,000,000.00	2.010	1.513	180	03/30/2023
3130ARC41	12674	Federal Home Loan Bank		03/30/2022	15,000,000.00	14,198,850.00	15,000,000.00	2.320	2.320	906	03/25/2025
3130ARFG1	12675	Federal Home Loan Bank		03/30/2022	10,000,000.00	9,160,400.00	10,000,000.00	2.400	2.400	1,636	03/25/2027
3130ARJW2	12677	Federal Home Loan Bank		04/22/2022	15,000,000.00	14,397,600.00	15,000,000.00	3.000	3.000	934	04/22/2025
3130ARL33	12682	Federal Home Loan Bank		04/21/2022	20,000,000.00	19,092,000.00	20,000,000.00	3.000	3.001	1,055	08/21/2025
3130ARND9	12689	Federal Home Loan Bank		04/12/2022	20,000,000.00	19,784,800.00	20,000,000.00	1.350	1.848	193	04/12/2023
3130ARDV0	12691	Federal Home Loan Bank		04/08/2022	10,000,000.00	9,332,100.00	10,000,000.00	3.000	3.000	1,636	03/25/2027
3130ARPZ8	12697	Federal Home Loan Bank		04/28/2022	25,000,000.00	23,979,000.00	25,000,000.00	3.150	3.151	1,031	07/28/2025
3130ARUV1	12706	Federal Home Loan Bank		04/27/2022	25,000,000.00	23,859,000.00	25,000,000.00	3.100	3.100	1,122	10/27/2025
3130ARYU9	12740	Federal Home Loan Bank		05/23/2022	10,000,000.00	9,791,700.00	10,000,000.00	3.000	3.002	510	02/23/2024
3130AS3H0	12741	Federal Home Loan Bank		05/26/2022	25,000,000.00	24,327,000.00	25,000,000.00	2.625	2.626	513	02/26/2024
3130ASBX6	12743	Federal Home Loan Bank		06/03/2022	10,000,000.00	9,832,700.00	10,000,000.00	2.275	2.276	272	06/30/2023
3130ASC49	12748	Federal Home Loan Bank		06/16/2022	15,000,000.00	14,754,450.00	15,000,000.00	2.300	2.300	269	06/27/2023
3130ASKE8	12754	Federal Home Loan Bank		06/28/2022	15,000,000.00	14,756,400.00	15,000,000.00	3.300	3.300	453	12/28/2023
3130ASKJ7	12756	Federal Home Loan Bank		06/28/2022	20,000,000.00	19,596,600.00	20,000,000.00	3.500	3.500	636	06/28/2024
3130ASKF5	12757	Federal Home Loan Bank		06/30/2022	10,000,000.00	9,913,600.00	10,000,000.00	3.000	3.000	272	06/30/2023
3130AS5R6	12761	Federal Home Loan Bank		06/30/2022	50,000,000.00	49,380,500.00	49,755,000.00	2.250	3.023	286	07/14/2023

Portfolio POOL  
RC  
PM (PRF\_PM2) 7.3.0

**Alameda County Investment Pool  
Portfolio Management  
Portfolio Details - Investments  
September 30, 2022**

CUSIP	Investment #	Issuer	Average Balance	Purchase Date	Par Value	Market Value	Book Value	Stated Rate	YTM 365	Days to Maturity	Maturity Date
<b>Agency Callables (Aaa/AA+)</b>											
3130ASQC6	12774	Federal Home Loan Bank		07/28/2022	20,000,000.00	19,821,200.00	20,000,000.00	3.500	3.500	300	07/28/2023
3130ASUT4	12778	Federal Home Loan Bank		08/10/2022	15,000,000.00	14,818,350.00	15,000,000.00	3.020	3.127	313	08/10/2023
3130ASZD4	12787	Federal Home Loan Bank		08/30/2022	15,000,000.00	14,854,050.00	14,998,500.00	4.130	4.134	1,062	08/28/2025
3130ASYZ6	12789	Federal Home Loan Bank		08/30/2022	25,000,000.00	24,666,250.00	25,000,000.00	4.000	4.000	1,062	08/28/2025
3130ASYR4	12806	Federal Home Loan Bank		09/27/2022	25,000,000.00	24,652,750.00	24,685,000.00	4.000	4.576	1,062	08/28/2025
3130ATDV6	12814	Federal Home Loan Bank		09/30/2022	10,000,000.00	10,017,300.00	10,000,000.00	5.000	5.000	1,825	09/30/2027
31422BUS7	12016	Federal Home Loan Mtg Corp		02/18/2020	25,000,000.00	23,513,250.00	25,000,000.00	1.680	1.680	871	02/18/2025
3134GVWR5	12144	Federal Home Loan Mtg Corp		05/22/2020	25,000,000.00	22,740,750.00	25,000,000.00	0.625	0.625	964	05/22/2025
3134GWND4	12199	Federal Home Loan Mtg Corp		08/12/2020	15,000,000.00	13,461,000.00	15,000,000.00	0.600	0.600	1,046	08/12/2025
3134GWN44	12219	Federal Home Loan Mtg Corp		09/11/2020	15,000,000.00	13,878,000.00	15,000,000.00	0.450	0.450	711	09/11/2024
3134GWUY0	12246	Federal Home Loan Mtg Corp		09/30/2020	15,000,000.00	13,681,350.00	15,000,000.00	0.400	0.400	821	12/30/2024
3134GWVJ2	12247	Federal Home Loan Mtg Corp		09/30/2020	15,000,000.00	13,818,300.00	15,000,000.00	0.400	0.400	730	09/30/2024
3134GWXX0	12248	Federal Home Loan Mtg Corp		09/30/2020	15,000,000.00	13,824,000.00	15,000,000.00	0.400	0.400	730	09/30/2024
3134GWVJ2	12249	Federal Home Loan Mtg Corp		09/30/2020	10,000,000.00	9,212,200.00	10,000,000.00	0.400	0.400	730	09/30/2024
3134GWXG6	12250	Federal Home Loan Mtg Corp		09/30/2020	10,000,000.00	9,127,300.00	10,000,000.00	0.430	0.430	821	12/30/2024
3134GWUY0	12251	Federal Home Loan Mtg Corp		09/30/2020	10,000,000.00	9,120,900.00	10,000,000.00	0.400	0.400	821	12/30/2024
3134GXBD5	12300	Federal Home Loan Mtg Corp		11/12/2020	15,000,000.00	14,025,300.00	15,000,000.00	0.360	0.360	592	05/15/2024
3134GXDZ4	12318	Federal Home Loan Mtg Corp		11/25/2020	15,000,000.00	13,753,050.00	15,000,000.00	0.450	0.450	786	11/25/2024
3134GXBM5	12319	Federal Home Loan Mtg Corp		11/25/2020	15,000,000.00	13,307,100.00	15,000,000.00	0.600	0.600	1,138	11/12/2025
3134GXHD9	12359	Federal Home Loan Mtg Corp		12/23/2020	10,000,000.00	8,866,300.00	10,000,000.00	0.700	0.700	1,179	12/23/2025
3134GXQN7	12672	Federal Home Loan Mtg Corp		04/05/2022	10,000,000.00	9,914,200.00	10,000,000.00	1.250	1.798	186	04/05/2023
3134GXSD7	12715	Federal Home Loan Mtg Corp		05/05/2022	25,000,000.00	24,438,250.00	25,000,000.00	3.020	3.020	766	11/05/2024
3134GXL44	12779	Federal Home Loan Mtg Corp		08/12/2022	15,000,000.00	14,856,750.00	15,000,000.00	4.000	4.000	1,046	08/12/2025
3134GXR63	12786	Federal Home Loan Mtg Corp		08/29/2022	20,000,000.00	19,684,000.00	20,000,000.00	4.050	4.050	1,062	08/28/2025
3134GXT87	12788	Federal Home Loan Mtg Corp		08/30/2022	25,000,000.00	24,735,500.00	25,000,000.00	4.000	4.000	881	02/28/2025
3134GXS88	12790	Federal Home Loan Mtg Corp		08/30/2022	10,000,000.00	9,886,500.00	10,000,000.00	4.000	4.000	881	02/28/2025
3134GXS88	12791	Federal Home Loan Mtg Corp		08/30/2022	10,000,000.00	9,886,500.00	10,000,000.00	4.000	4.000	881	02/28/2025
3134GXW34	12792	Federal Home Loan Mtg Corp		08/30/2022	20,000,000.00	19,807,800.00	20,000,000.00	4.250	4.250	1,062	08/28/2025
3134GXY65	12804	Federal Home Loan Mtg Corp		09/16/2022	15,000,000.00	14,723,100.00	15,000,000.00	4.250	4.250	1,262	03/16/2026
3136G4XV0	12181	Federal National Mtg Assn		06/30/2020	15,000,000.00	13,539,900.00	15,000,000.00	0.730	0.730	1,003	06/30/2025
3136G4ZJ5	12184	Federal National Mtg Assn		07/21/2020	10,000,000.00	8,980,600.00	10,000,000.00	0.625	0.625	1,024	07/21/2025
3136G4A86	12185	Federal National Mtg Assn		07/21/2020	8,000,000.00	7,158,400.00	7,984,000.00	0.500	0.541	1,024	07/21/2025
3135G05X7	12209	Federal National Mtg Assn		08/27/2020	15,000,000.00	13,412,250.00	14,929,800.00	0.375	0.470	1,059	08/25/2025
3135G05X7	12210	Federal National Mtg Assn		08/27/2020	10,000,000.00	8,941,500.00	9,953,200.00	0.375	0.470	1,059	08/25/2025
3136G42F9	12211	Federal National Mtg Assn		08/27/2020	10,000,000.00	8,945,800.00	10,000,000.00	0.625	0.625	1,061	08/27/2025
3136G44U4	12265	Federal National Mtg Assn		10/20/2020	10,000,000.00	8,862,500.00	10,000,000.00	0.500	0.500	1,115	10/20/2025

Portfolio POOL  
RC  
PM (PRF\_PM2) 7.3.0

**Alameda County Investment Pool  
Portfolio Management  
Portfolio Details - Investments  
September 30, 2022**

CUSIP	Investment #	Issuer	Average Balance	Purchase Date	Par Value	Market Value	Book Value	Stated Rate	YTM 365	Days to Maturity	Maturity Date
<b>Agency Callables (Aaa/AA+)</b>											
3135G06C2	12278	Federal National Mtg Assn		10/29/2020	15,000,000.00	13,324,350.00	15,000,000.00	0.600	0.600	1,124	10/29/2025
3135GA2Z3	12304	Federal National Mtg Assn		11/17/2020	10,000,000.00	8,856,000.00	9,995,000.00	0.560	0.570	1,143	11/17/2025
3135GA3G4	12317	Federal National Mtg Assn		11/25/2020	10,000,000.00	9,158,500.00	10,000,000.00	0.400	0.400	786	11/25/2024
3135GAA76	12343	Federal National Mtg Assn		12/09/2020	20,000,000.00	17,997,000.00	20,000,000.00	0.540	0.540	982	06/09/2025
3135GABT7	12355	Federal National Mtg Assn		12/16/2020	20,000,000.00	17,962,400.00	20,000,000.00	0.500	0.500	989	06/16/2025
3135GA7L9	12356	Federal National Mtg Assn		12/16/2020	20,000,000.00	17,962,400.00	20,000,000.00	0.500	0.500	989	06/16/2025
<b>Subtotal and Average</b>			<b>2,170,130,019.18</b>		<b>2,210,590,000.00</b>	<b>2,057,649,604.45</b>	<b>2,208,671,093.26</b>		<b>1.603</b>	<b>924</b>	
<b>Asset Backed Securities</b>											
02007RAC3	11856	Ally Auto Receivables Trust		09/17/2019	1,219,515.12	1,216,832.19	1,219,480.73	1.930	1.939	592	05/15/2024
02007TAC9	11942	Ally Auto Receivables Trust		12/11/2019	453,697.77	452,631.58	453,619.64	1.840	1.033	623	06/15/2024
05588CAC6	11858	BMW Vehicle Owner Trust		09/18/2019	238,168.30	237,670.53	238,136.29	1.920	1.934	481	01/25/2024
14315XAC2	11977	CarMax Auto Owner Trust		01/22/2020	1,336,173.84	1,335,911.68	1,335,911.68	1.300	1.291	807	12/16/2024
14043TAF3	11859	Capital One Prime Auto Rec		09/18/2019	763,740.05	761,380.09	763,697.13	1.920	1.930	592	05/15/2024
14043MAC5	12019	Capital One Prime Auto Rec		02/19/2020	2,251,420.62	2,231,225.38	2,250,941.97	1.600	1.615	776	11/15/2024
14043MAC5	12043	Capital One Prime Auto Rec		03/18/2020	2,626,657.39	2,603,096.27	2,582,742.96	1.600	2.360	776	11/15/2024
254683CM5	11892	Dexia Credit Card		10/31/2019	9,650,000.00	9,645,078.50	9,647,927.18	1.890	1.907	745	10/15/2024
34531KAD4	11915	Ford Credit Auto Owner Trust		11/22/2019	1,548,926.20	1,544,868.01	1,548,837.29	1.300	1.283	531	03/15/2024
36257PAD0	11797	GM Financial		07/24/2019	210,585.37	210,374.78	210,559.72	1.300	1.309	563	04/16/2024
36258NAC6	11972	GM Financial		01/15/2020	617,637.91	614,166.78	617,492.46	1.840	1.858	716	09/16/2024
43815NAC8	11829	Hyundai Auto Rec Trust		08/27/2019	322,661.55	322,316.30	322,658.87	1.780	1.787	318	08/15/2023
44891JAC2	11894	Hyundai Auto Rec Trust		11/06/2019	285,166.70	284,853.02	285,153.55	1.940	1.950	502	02/15/2024
43813VAC2	11923	Hyundai Auto Rec Trust		11/26/2019	3,080,777.71	3,066,359.67	3,080,228.72	1.830	1.846	474	01/18/2024
43813RAC1	12024	Hyundai Auto Rec Trust		02/26/2020	3,637,162.20	3,606,537.29	3,636,449.32	1.610	1.625	569	04/22/2024
41284UAD6	11988	Harley Davidson Motorcycle		01/29/2020	489,768.89	487,991.03	489,662.07	1.870	1.887	745	10/15/2024
477870AC3	11798	John Deere Owner Trust		07/24/2019	70,705.80	70,626.61	70,690.79	2.210	2.107	440	12/15/2023
58769TAD7	11861	Mercedes Benz Auto Rec		09/25/2019	767,335.02	766,076.59	767,229.36	1.940	1.954	531	03/15/2024
89233MAD5	11905	Toyota Auto Rec Owners Trust		11/13/2019	1,394,616.65	1,390,293.34	1,394,515.96	1.920	1.931	472	01/16/2024
<b>Subtotal and Average</b>			<b>33,244,492.59</b>		<b>30,964,717.10</b>	<b>30,848,289.65</b>	<b>30,915,935.70</b>		<b>1.812</b>	<b>654</b>	
<b>Municipal Bonds</b>											
072024WP3	12038	Bay Area Ca Tran		03/17/2020	10,000,000.00	9,708,600.00	10,264,600.00	2.254	1.570	548	04/01/2024
072024WP3	12039	Bay Area Ca Tran		03/17/2020	10,000,000.00	9,708,600.00	10,264,600.00	2.254	1.575	548	04/01/2024
13063DRJ9	11878	St. of California		10/24/2019	5,000,000.00	4,919,900.00	5,100,050.00	2.400	1.870	365	10/01/2023
13032UB98	12692	California Health Facility		04/07/2022	1,000,000.00	970,820.00	1,000,000.00	2.670	2.671	609	06/01/2024

**Alameda County Investment Pool  
Portfolio Management  
Portfolio Details - Investments  
September 30, 2022**

CUSIP	Investment #	Issuer	Average Balance	Purchase Date	Par Value	Market Value	Book Value	Stated Rate	YTM 365	Days to Maturity	Maturity Date
<b>Municipal Bonds</b>											
13032UC22	12693	California Health Facility		04/07/2022	2,715,000.00	2,599,911.15	2,715,000.00	2.991	2.992	974	06/01/2025
13032UC30	12694	California Health Facility		04/07/2022	2,500,000.00	2,356,275.00	2,500,000.00	3.044	3.045	1,339	06/01/2026
91412HGE7	12262	UNIVHGR		10/19/2020	9,580,000.00	8,721,248.80	9,661,525.80	0.883	0.721	957	05/15/2025
		<b>Subtotal and Average</b>	<b>41,505,775.80</b>		<b>40,795,000.00</b>	<b>38,985,354.95</b>	<b>41,505,775.80</b>		<b>1.619</b>	<b>698</b>	
		<b>Total and Average</b>	<b>7,446,250,384.04</b>		<b>7,478,137,717.10</b>	<b>7,147,444,103.01</b>	<b>7,456,345,013.80</b>		<b>1.641</b>	<b>585</b>	



**Alameda County Investment Pool  
Transaction Activity Report  
September 1, 2022 - September 30, 2022  
Sorted by Fund - Transaction Date  
All Funds**

Investment #	Fund	CUSIP	Inv Descrip	TransactionType	TransactionDate	Issuer	New Principal	Principal Paydowns	Interest	Total Cash
12075	100	254687FJ0	DISNEY WALT CO,	Redemption	09/01/2022	Disney		5,000,000.00		5,000,000.00
11755	100	31422BFL9	FAMCA 2.4% MAT	Interest	09/01/2022	Farmer Mac			300,000.00	300,000.00
12075	100	254687FJ0	DISNEY WALT CO,	Interest	09/01/2022	Disney			41,250.00	41,250.00
12410	100	14913R2J5	CATERPILLAR FINL	Interest	09/01/2022	Caterpillar Inc.			12,500.00	12,500.00
12526	100	SYS12526	BRIDGE 0.27% MAT	Interest	09/03/2022	Bridge Bank			3,013.89	3,013.89
12797	100	SYS12797	BANKSF 3.03% MAT	Interest	09/04/2022	Bank of San Francisc			13,466.67	13,466.67
11839	100	14913Q3A5	CAT 1.9% MAT	Redemption	09/06/2022	Caterpillar Inc.		6,000,000.00		6,000,000.00
11840	100	3135G0W33	FNMA 1.375% MAT	Redemption	09/06/2022	Federal National Mtg		20,000,000.00		20,000,000.00
11841	100	3135G0W33	FNMA 1.375% MAT	Redemption	09/06/2022	Federal National Mtg		20,000,000.00		20,000,000.00
11842	100	3135G0W33	FNMA 1.375% MAT	Redemption	09/06/2022	Federal National Mtg		20,000,000.00		20,000,000.00
11845	100	3133EKM45	FEDERAL FARM CR	Redemption	09/06/2022	Federal Farm Credit		10,000,000.00		10,000,000.00
11839	100	14913Q3A5	CAT 1.9% MAT	Interest	09/06/2022	Caterpillar Inc.			57,000.00	57,000.00
11840	100	3135G0W33	FNMA 1.375% MAT	Interest	09/06/2022	Federal National Mtg			137,500.00	137,500.00
11841	100	3135G0W33	FNMA 1.375% MAT	Interest	09/06/2022	Federal National Mtg			137,500.00	137,500.00
11842	100	3135G0W33	FNMA 1.375% MAT	Interest	09/06/2022	Federal National Mtg			137,500.00	137,500.00
11845	100	3133EKM45	FEDERAL FARM CR	Interest	09/06/2022	Federal Farm Credit			75,000.00	75,000.00
12220	100	3130AK5E2	FEDERAL HOME	Interest	09/06/2022	Federal Home Loan			3,750.00	3,750.00
12412	100	45818WDA1	IADB 0.8% MAT	Interest	09/06/2022	InterAmerican Develo			72,000.00	72,000.00
12528	100	SYS12528	SIGNA 0.35% MAT	Interest	09/06/2022	Signature Bank			3,013.89	3,013.89
12655	100	808513BY0	SCHW 2.45% MAT	Interest	09/06/2022	Charles Schwab			12,250.00	12,250.00
12817	100	SYS12817	CBB 4.% MAT	Purchase	09/08/2022	Community Bank of th	10,000,000.00			-10,000,000.00
11916	100	89236TEC5	TOYOTA MOTOR	Redemption	09/08/2022	Toyota Motor Credit		5,000,000.00		5,000,000.00
11917	100	89236TEC5	TOYOTA MOTOR	Redemption	09/08/2022	Toyota Motor Credit		15,000,000.00		15,000,000.00
12658	100	SYS12664	CBB 0.69% MAT	Redemption	09/08/2022	Community Bank of th		5,000,000.00		5,000,000.00
11916	100	89236TEC5	TOYOTA MOTOR	Interest	09/08/2022	Toyota Motor Credit			53,750.00	53,750.00
11917	100	89236TEC5	TOYOTA MOTOR	Interest	09/08/2022	Toyota Motor Credit			161,250.00	161,250.00
12657	100	06368FAG4	BANK OF	Interest	09/08/2022	Bank of Montreal			161,250.00	161,250.00
12658	100	SYS12664	CBB 0.69% MAT	Interest	09/08/2022	Community Bank of th			2,875.00	2,875.00
12800	100	931142EW9	WALMART INC, SR	Purchase	09/09/2022	Walmart	6,995,100.00			-6,995,100.00
11888	100	313380GJ0	FEDERAL HOME	Redemption	09/09/2022	Federal Home Loan		25,000,000.00		25,000,000.00
11889	100	313380GJ0	FEDERAL HOME	Redemption	09/09/2022	Federal Home Loan		14,710,000.00		14,710,000.00
11888	100	313380GJ0	FEDERAL HOME	Interest	09/09/2022	Federal Home Loan			250,000.00	250,000.00
11889	100	313380GJ0	FEDERAL HOME	Interest	09/09/2022	Federal Home Loan			147,100.00	147,100.00
12026	100	89788JAB5	TRUIST BK GLOBAL	Interest	09/09/2022	Truist Bank			62,500.00	62,500.00

Portfolio POOL

RC

**Alameda County Investment Pool  
Transaction Activity Report  
Sorted by Fund - Transaction Date**

Investment #	Fund	CUSIP	Inv Descrip	TransactionType	TransactionDate	Issuer	New Principal	Principal Paydowns	Interest	Total Cash
12640	100	SYS12640	EWEST 0.15% MAT	Interest	09/10/2022	East West Bank			34,100.00	<b>34,100.00</b>
12742	100	SYS12742	UB-LOC 0.5% MAT	Interest	09/10/2022	Union Bank - LOC			2,152.78	<b>2,152.78</b>
11852	100	037833DL1	APPLE INC, SR GLBL	Redemption	09/12/2022	Apple Inc.		1,000,000.00		<b>1,000,000.00</b>
12803	100	SYS12803	CBC 0.69% MAT	Redemption	09/12/2022	California Bank of C		10,000,000.00		<b>10,000,000.00</b>
11568	100	3135G0U43	FEDERAL NATL MTG	Interest	09/12/2022	Federal National Mtg			287,500.00	<b>287,500.00</b>
11851	100	037833DM9	APPLE INC, SR NT	Interest	09/12/2022	Apple Inc.			27,000.00	<b>27,000.00</b>
11852	100	037833DL1	APPLE INC, SR GLBL	Interest	09/12/2022	Apple Inc.			8,500.00	<b>8,500.00</b>
11943	100	037833DM9	APPLE INC, SR NT	Interest	09/12/2022	Apple Inc.			81,000.00	<b>81,000.00</b>
12219	100	3134GWN44	FEDERAL HOME LN	Interest	09/12/2022	Federal Home Loan			33,750.00	<b>33,750.00</b>
12413	100	3130ALJ70	FEDERAL HOME	Interest	09/12/2022	Federal Home Loan			20,000.00	<b>20,000.00</b>
12530	100	06048WN63	BK OF AMERICA	Interest	09/12/2022	Bank of America Corp			28,163.50	<b>28,163.50</b>
12635	100	89788JAA79	TRUIST 1.5% MAT	Interest	09/12/2022	Truist Bank			75,000.00	<b>75,000.00</b>
12803	100	SYS12803	CBC 0.69% MAT	Interest	09/12/2022	California Bank of C			4,536.29	<b>4,536.29</b>
12506	100	89236TJN6	TOYOTA MTR CR	Interest	09/13/2022	Toyota Motor Credit			15,625.00	<b>15,625.00</b>
12612	100	89114WNY7	TD 0.39% MAT	Redemption	09/14/2022	Toronto Dominion		50,000,000.00		<b>50,000,000.00</b>
12222	100	14913R2F3	CAT 0.45% MAT	Interest	09/14/2022	Caterpillar Inc.			22,500.00	<b>22,500.00</b>
12612	100	89114WNY7	TD 0.39% MAT	Interest	09/14/2022	Toronto Dominion			140,291.65	<b>140,291.65</b>
12659	100	3130ARB42	FEDERAL HOME	Interest	09/14/2022	Federal Home Loan			93,750.00	<b>93,750.00</b>
12660	100	SYS12660	SELFHP 1.1% MAT	Interest	09/14/2022	Self-Help Federal Cr			198.06	<b>198.06</b>
12761	100	3130AS5R6	FEDERAL HOME	Interest	09/14/2022	Federal Home Loan			250,000.00	<b>250,000.00</b>
12761	100	3130AS5R6	FEDERAL HOME	Accr Int	09/14/2022	Federal Home Loan		44,444.44	-44,444.44	<b>0.00</b>
12507	100	882508BK9	TXN 1.125% MAT	Interest	09/15/2022	Texas Instrument			16,875.00	<b>16,875.00</b>
12508	100	06368FAA7	BANK OF	Interest	09/15/2022	Bank of Montreal			10,000.00	<b>10,000.00</b>
12509	100	06368FAC3	BANK OF	Interest	09/15/2022	Bank of Montreal			37,500.00	<b>37,500.00</b>
11760	100	14042WAC4	COPAR 2.51% MAT	Interest	09/15/2022	Capital One Prime Au			75.43	<b>75.43</b>
11760	100	14042WAC4	COPAR 2.51% MAT	Redemption	09/15/2022	Capital One Prime Au		36,055.64		<b>36,055.64</b>
11777	100	34532DAD9	FORDO 2.235% MAT	Interest	09/15/2022	Ford Credit Auto Own			184.19	<b>184.19</b>
11777	100	34532DAD9	FORDO 2.235% MAT	Redemption	09/15/2022	Ford Credit Auto Own		99,114.49		<b>99,114.49</b>
11798	100	477870AC3	JDOT 2.21% MAT	Interest	09/15/2022	John Deere Owner			175.61	<b>175.61</b>
11798	100	477870AC3	JDOT 2.21% MAT	Redemption	09/15/2022	John Deere Owner		24,647.38		<b>24,647.38</b>
11829	100	43815NAC8	HART 1.78% MAT	Interest	09/15/2022	Hyundai Auto Rec Tru			784.88	<b>784.88</b>
11829	100	43815NAC8	HART 1.78% MAT	Redemption	09/15/2022	Hyundai Auto Rec Tru		206,467.11		<b>206,467.11</b>
11856	100	02007RAC3	ALLYA 1.93% MAT	Interest	09/15/2022	Ally Auto Receivable			2,489.56	<b>2,489.56</b>
11856	100	02007RAC3	ALLYA 1.93% MAT	Redemption	09/15/2022	Ally Auto Receivable		328,400.37		<b>328,400.37</b>
11859	100	14043TAF3	COPAR 1.92% MAT	Interest	09/15/2022	Capital One Prime Au			1,525.10	<b>1,525.10</b>
11859	100	14043TAF3	COPAR 1.92% MAT	Redemption	09/15/2022	Capital One Prime Au		189,448.20		<b>189,448.20</b>
11861	100	58769TAD7	MBART 1.94% MAT	Interest	09/15/2022	Mercedes Benz Auto			1,743.99	<b>1,743.99</b>
11861	100	58769TAD7	MBART 1.94% MAT	Redemption	09/15/2022	Mercedes Benz Auto		311,420.92		<b>311,420.92</b>
11892	100	254683CM5	DEXCRD 1.89% MAT	Interest	09/15/2022	Dexia Credit Card			15,198.75	<b>15,198.75</b>
11892	100	254683CM5	DEXCRD 1.89% MAT	Redemption	09/15/2022	Dexia Credit Card		411,568.62		<b>411,568.62</b>

**Alameda County Investment Pool  
Transaction Activity Report  
Sorted by Fund - Transaction Date**

Investment #	Fund	CUSIP	Inv Descrip	TransactionType	TransactionDate	Issuer	New Principal	Principal Paydowns	Interest	Total Cash
11894	100	44891JAC2	HART 1.94% MAT	Interest	09/15/2022	Hyundai Auto Rec Tru			695.14	695.14
11894	100	44891JAC2	HART 1.94% MAT	Redemption	09/15/2022	Hyundai Auto Rec Tru		144,815.86		144,815.86
11905	100	89233MAD5	TAOT 1.92% MAT	Interest	09/15/2022	Toyota Auto Rec			2,746.16	2,746.16
11905	100	89233MAD5	TAOT 1.92% MAT	Redemption	09/15/2022	Toyota Auto Rec		321,733.72		321,733.72
11915	100	34531KAD4	FORDO 1.3% MAT	Interest	09/15/2022	Ford Credit Auto Own			3,061.07	3,061.07
11915	100	34531KAD4	FORDO 1.3% MAT	Redemption	09/15/2022	Ford Credit Auto Own		415,395.20		415,395.20
11942	100	02007TAC9	ALLYA 1.84% MAT	Interest	09/15/2022	Ally Auto Receivable			889.58	889.58
11942	100	02007TAC9	ALLYA 1.84% MAT	Redemption	09/15/2022	Ally Auto Receivable		126,462.83		126,462.83
11977	100	14315XAC2	CARMX 1.3% MAT	Interest	09/15/2022	CarMax Auto Owner			2,317.10	2,317.10
11977	100	14315XAC2	CARMX 1.3% MAT	Redemption	09/15/2022	CarMax Auto Owner		134,999.88		134,999.88
11988	100	41284UAD6	HDMOT 1.87% MAT	Interest	09/15/2022	Harley Davidson Moto			943.99	943.99
11988	100	41284UAD6	HDMOT 1.87% MAT	Redemption	09/15/2022	Harley Davidson Moto		115,999.61		115,999.61
12010	100	98162HAC4	WOLS 1.7% MAT	Interest	09/15/2022	World Omni			97.90	97.90
12010	100	98162HAC4	WOLS 1.7% MAT	Redemption	09/15/2022	World Omni		69,107.09		69,107.09
12019	100	14043MAC5	COPAR 1.6% MAT	Interest	09/15/2022	Capital One Prime Au			3,355.38	3,355.38
12019	100	14043MAC5	COPAR 1.6% MAT	Redemption	09/15/2022	Capital One Prime Au		265,112.22		265,112.22
12043	100	14043MAC5	COPAR 1.6% MAT	Interest	09/15/2022	Capital One Prime Au			3,914.61	3,914.61
12043	100	14043MAC5	COPAR 1.6% MAT	Redemption	09/15/2022	Capital One Prime Au		309,297.59		309,297.59
12804	100	3134GXY65	FEDERAL HOME LN	Purchase	09/16/2022	Federal Home Loan	15,000,000.00			-15,000,000.00
12559	100	89114WL45	TD 0.29% MAT	Redemption	09/16/2022	Toronto Dominion		50,000,000.00		50,000,000.00
12226	100	46647PBS4	JPM 0.653% MAT	Interest	09/16/2022	J.P. Morgan			13,060.00	13,060.00
12417	100	46647PBZ8	JPM 0.697% MAT	Interest	09/16/2022	J.P. Morgan			34,850.00	34,850.00
12559	100	89114WL45	TD 0.29% MAT	Interest	09/16/2022	Toronto Dominion			122,444.45	122,444.45
11797	100	36257PAD0	GM 1.3% MAT	Interest	09/16/2022	GM Financial			552.91	552.91
11797	100	36257PAD0	GM 1.3% MAT	Redemption	09/16/2022	GM Financial		93,769.14		93,769.14
11972	100	36258NAC6	GM CAR 1.84% MAT	Interest	09/16/2022	GM Financial			1,088.94	1,088.94
11972	100	36258NAC6	GM CAR 1.84% MAT	Redemption	09/16/2022	GM Financial		92,539.03		92,539.03
12805	100	SYS12805	CALBT 0.15% MAT	Purchase	09/19/2022	California Bank & Tr	30,000,000.00			-30,000,000.00
12749	100	SYS12749	CALBT 0.15% MAT	Redemption	09/19/2022	California Bank & Tr		30,000,000.00		30,000,000.00
12045	100	713448EQ7	PEPSICO INC, SR NT	Interest	09/19/2022	Pepsi Inc.			28,125.00	28,125.00
12047	100	713448EQ7	PEPSICO INC, SR NT	Interest	09/19/2022	Pepsi Inc.			56,250.00	56,250.00
12051	100	713448EQ7	PEPSICO INC, SR NT	Interest	09/19/2022	Pepsi Inc.			56,250.00	56,250.00
12512	100	931142ER0	WMT 1.05% MAT	Interest	09/19/2022	Walmart			15,750.00	15,750.00
12749	100	SYS12749	CALBT 0.15% MAT	Interest	09/19/2022	California Bank & Tr			3,625.00	3,625.00
11923	100	43813VAC2	HART 1.83% MAT	Interest	09/19/2022	Hyundai Auto Rec Tru			5,579.13	5,579.13
11923	100	43813VAC2	HART 1.83% MAT	Redemption	09/19/2022	Hyundai Auto Rec Tru		577,672.70		577,672.70
12805	100	SYS12805	CALBT 0.15% MAT	Redemption	09/20/2022	California Bank & Tr		30,000,000.00		30,000,000.00
12805	100	SYS12805	CALBT 0.15% MAT	Interest	09/20/2022	California Bank & Tr			125.00	125.00
12024	100	43813RAC1	HART 1.61% MAT	Interest	09/21/2022	Hyundai Auto Rec Tru			5,530.35	5,530.35
12024	100	43813RAC1	HART 1.61% MAT	Redemption	09/21/2022	Hyundai Auto Rec Tru		484,835.40		484,835.40

**Alameda County Investment Pool  
Transaction Activity Report  
Sorted by Fund - Transaction Date**

Investment #	Fund	CUSIP	Inv Descrip	TransactionType	TransactionDate	Issuer	New Principal	Principal Paydowns	Interest	Total Cash
12516	100	3130ANU32	FEDERAL HOME	Interest	09/22/2022	Federal Home Loan			50,000.00	50,000.00
12405	100	3137EAEX3	FEDERAL HOME LN	Interest	09/23/2022	Federal Home Loan			28,125.00	28,125.00
12419	100	3130ALGJ7	FEDERAL HOME	Interest	09/23/2022	Federal Home Loan			100,000.00	100,000.00
12420	100	3130ALGJ7	FEDERAL HOME	Interest	09/23/2022	Federal Home Loan			46,250.00	46,250.00
12798	100	SYS12798	EWEST 2.9% MAT	Interest	09/25/2022	East West Bank			49,944.44	49,944.44
12066	100	254687FN1	DISNEY 3.35% MAT	Interest	09/26/2022	Disney			83,750.00	83,750.00
12069	100	458140BP4	INTC 3.4% MAT	Interest	09/26/2022	Intel Corp			170,000.00	170,000.00
12241	100	06051GJG5	BAC 0.981% MAT	Interest	09/26/2022	Bank of America Corp			39,240.00	39,240.00
12242	100	06051GJG5	BAC 0.981% MAT	Interest	09/26/2022	Bank of America Corp			14,715.00	14,715.00
12667	100	3130ARGC9	FEDERAL HOME	Interest	09/26/2022	Federal Home Loan			127,500.00	127,500.00
12670	100	3130ARAE1	FEDERAL HOME	Interest	09/26/2022	Federal Home Loan			262,500.00	262,500.00
12674	100	3130ARC41	FEDERAL HOME	Interest	09/26/2022	Federal Home Loan			169,166.67	169,166.67
12675	100	3130ARFG1	FEDERAL HOME	Interest	09/26/2022	Federal Home Loan			116,666.67	116,666.67
12691	100	3130ARDV0	FEDERAL HOME	Interest	09/26/2022	Federal Home Loan			139,166.67	139,166.67
11858	100	05588CAC6	BMWOT 1.92% MAT	Interest	09/26/2022	BMW Vehicle Owner			615.93	615.93
11858	100	05588CAC6	BMWOT 1.92% MAT	Redemption	09/26/2022	BMW Vehicle Owner		146,789.06		146,789.06
12806	100	3130ASVR4	FEDERAL HOME	Purchase	09/27/2022	Federal Home Loan	24,685,000.00			-24,685,000.00
12074	100	654106AH6	NIKE 2.4% MAT	Interest	09/27/2022	Nike Inc.			36,000.00	36,000.00
12517	100	06048WP46	BK OF AMERICA	Interest	09/27/2022	Bank of America Corp			18,750.00	18,750.00
12807	100	SYS12807	CBB 0.69% MAT	Purchase	09/28/2022	Community Bank of th	5,000,000.00			-5,000,000.00
12542	100	78012UX75	RY 0.3% MAT	Redemption	09/28/2022	Royal Bank CN		50,000,000.00		50,000,000.00
12542	100	78012UX75	RY 0.3% MAT	Interest	09/28/2022	Royal Bank CN			139,166.65	139,166.65
12611	100	3130AQA29	FEDERAL HOME	Interest	09/28/2022	Federal Home Loan			92,250.00	92,250.00
12668	100	3130ARBC4	FEDERAL HOME	Interest	09/28/2022	Federal Home Loan			50,000.00	50,000.00
12669	100	45906M3C3	IBRD 2.25% MAT	Interest	09/28/2022	International Bank R			83,925.00	83,925.00
12812	100	78015JHA8	ROYAL 4.73% MAT	Purchase	09/29/2022	Royal Bank Canada	50,000,000.00			-50,000,000.00
12809	100	89115BXN5	TD 4.75% MAT	Purchase	09/29/2022	Toronto Dominion	100,000,000.00			-100,000,000.00
12807	100	SYS12807	CBB 0.69% MAT	Redemption	09/29/2022	Community Bank of th		5,000,000.00		5,000,000.00
12179	100	31422BG53	FHLMC 0.35% MAT	Interest	09/29/2022	Federal Home Loan			26,250.00	26,250.00
12807	100	SYS12807	CBB 0.69% MAT	Interest	09/29/2022	Community Bank of th			17,421.90	17,421.90
12814	100	3130ATDV6	FEDERAL HOME	Purchase	09/30/2022	Federal Home Loan	10,000,000.00			-10,000,000.00
12815	100	45906M3K5	IBRD 4.5% MAT	Purchase	09/30/2022	International Bank R	15,000,000.00			-15,000,000.00
12083	100	89236TGW9	TOYOTA MOTOR	Interest	09/30/2022	Toyota Motor Credit			72,500.00	72,500.00
12246	100	3134GWUY0	FEDERAL HOME LN	Interest	09/30/2022	Federal Home Loan			30,000.00	30,000.00
12247	100	3134GWVJ2	FEDERAL HOME LN	Interest	09/30/2022	Federal Home Loan			30,000.00	30,000.00
12248	100	3134GWWX0	FEDERAL HOME LN	Interest	09/30/2022	Federal Home Loan			30,000.00	30,000.00
12249	100	3134GWVJ2	FEDERAL HOME LN	Interest	09/30/2022	Federal Home Loan			20,000.00	20,000.00
12250	100	3134GWXG6	FHLMC 0.43% MAT	Interest	09/30/2022	Federal Home Loan			21,500.00	21,500.00
12251	100	3134GWUY0	FEDERAL HOME LN	Interest	09/30/2022	Federal Home Loan			20,000.00	20,000.00
12519	100	91282CDA6	UNITED STATES	Interest	09/30/2022	U.S. Treasury			62,500.00	62,500.00

**Alameda County Investment Pool  
Transaction Activity Report  
Sorted by Fund - Transaction Date**

Investment #	Fund	CUSIP	Inv Descrip	TransactionType	TransactionDate	Issuer	New Principal	Principal Paydowns	Interest	Total Cash
12520	100	91282CCZ2	UNITED STATES	Interest	09/30/2022	U.S. Treasury			218,750.00	<b>218,750.00</b>
12521	100	3130APDL6	FEDERAL HOME	Interest	09/30/2022	Federal Home Loan			60,000.00	<b>60,000.00</b>
12618	100	3130AQFW8	FEDERAL HOME	Interest	09/30/2022	Federal Home Loan			125,000.00	<b>125,000.00</b>
12673	100	3130ARG70	FEDERAL HOME	Interest	09/30/2022	Federal Home Loan			76,500.00	<b>76,500.00</b>
12708	100	SYS12708	FREMNT 0.15% MAT	Interest	09/30/2022	Fremont Bank			125.00	<b>125.00</b>
12767	100	SYS12767	EWEST 3.% MAT	Interest	09/30/2022	East West Bank			62,500.00	<b>62,500.00</b>
11956	100	31422BQW3	FAMCA 1.74% MAT	Interest	10/03/2022	Farmer Mac			348,000.00	<b>348,000.00</b>
12038	100	072024WP3	BAYTRN 2.254%	Interest	10/03/2022	Bay Area Ca Tran			112,700.00	<b>112,700.00</b>
<b>Totals for General Fund</b>							<b>266,680,100.00</b>	<b>376,660,096.50</b>	<b>6,523,375.44</b>	<b>116,503,371.94</b>
<b>Grand Total</b>							<b>266,680,100.00</b>	<b>376,660,096.50</b>	<b>6,523,375.44</b>	<b>116,503,371.94</b>