



T R E A S U R E R - T A X C O L L E C T O R

HENRY C. LEVY
TREASURER - TAX COLLECTOR

October 26, 2020

Board of Supervisors
County of Alameda
1221 Oak Street, 5th Floor
Oakland, CA 94612

Dear Board Members:

RE: Investment Report – September 2020

In accordance with the Treasurer’s investment policy, submitted herewith is a report of the cash pool investments for the month of September 2020. Enclosed with this report is a detailed composition of all outstanding investments by securities category as of September 30, 2020. This report reflects the market value and cost of purchase. All investments in the Treasurer’s investment portfolio conform to the statutory requirements of Government Code Section 53601 et. seq., authorities delegated by the County Board of Supervisors and the Treasurer’s investment policy.

As of September 30, 2020

Treasurer’s Investment Pool – Book Value	\$ 6,483,185,263
Treasurer’s Investment Pool – Market Value	6,592,050,974
Total Cash in Bank	56,874,295
Total interest received during the month	7,952,993
Average Maturity of the portfolio	647 days
Annualized cash basis rate of return for the month	1.44%

Liquidity Summary of the Portfolio as Of September 30, 2020

Maturity	Amount	Percentage Held
1 to 90 days	\$ 1,219,451,559	18.81%
91 to 365 days	1,744,653,079	26.91%
2 years	895,342,466	13.81%
3 years	1,008,024,964	15.55%
4 years	835,255,121	12.88%
5 years	780,458,075	12.04%
Total	6,483,185,263	100.00%

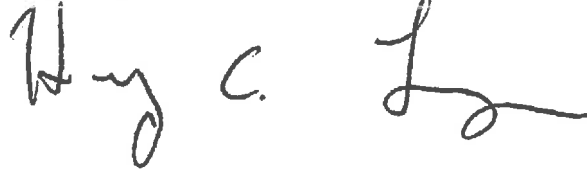
Conclusion

Based on investment activity during the month of September 2020, the Treasurer expects to meet all operating cash needs for the pool participants within the next six months from the portfolio's most liquid assets and current revenues. For your review, a copy of the Investment Status Report and transaction details for the month of September 2020 is attached and on file with the Office of the Clerk of the Board of Supervisors.

Vision 2026 Goal

The Investment Report meets the 10x goal of Accessible Infrastructure in support of our shared vision of Prosperous and Vibrant Economy.

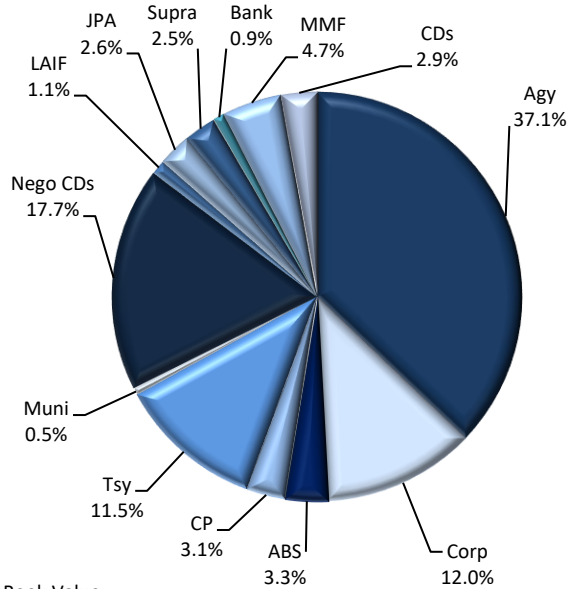
Very truly yours,

A handwritten signature in black ink, appearing to read "Henry C. Levy". The signature is written in a cursive style with a large initial "H" and a long horizontal stroke at the end.

Henry C. Levy
Treasurer – Tax Collector

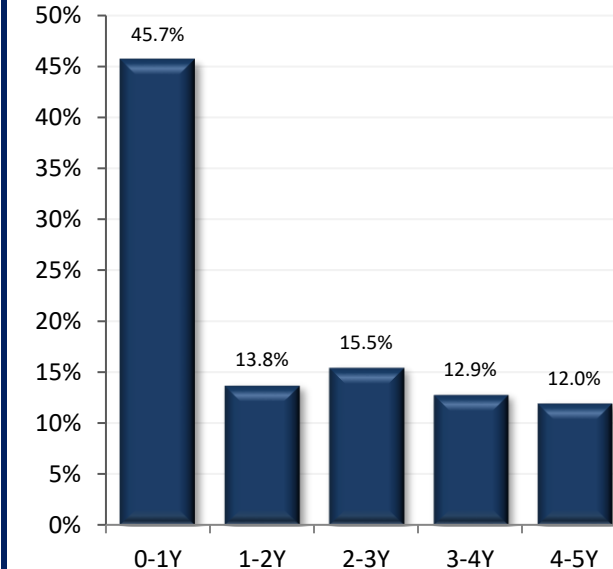
cc: Susan Muranishi, County Administrator
Melissa Wilk, Auditor-Controller
School District and Special District Participants
Members of the Treasury Oversight Committee

SECTOR ALLOCATION



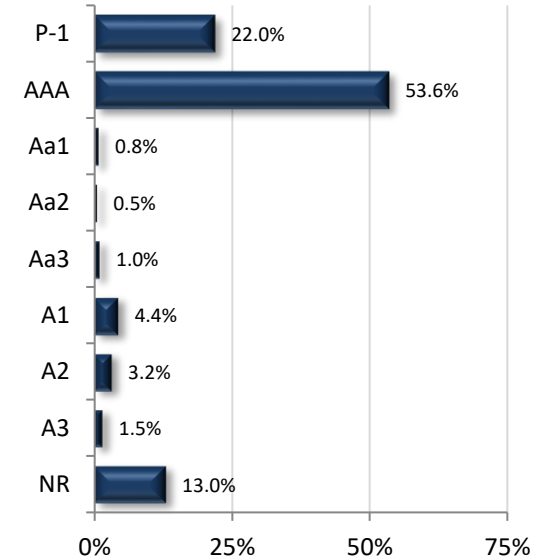
Per Book Value

MATURITY DISTRIBUTION



Per Book Value

CREDIT QUALITY (MOODY'S)



NR: Not Rated

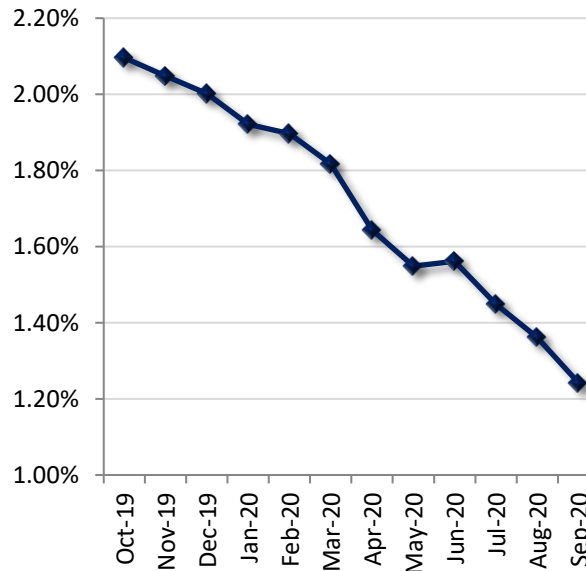
ACCOUNT SUMMARY

	9/30/20	8/31/20
Market Value	\$6,592,050,974	\$6,389,172,984
Book Value*	\$6,483,185,263	\$6,275,047,480
Unrealized G/L	\$108,865,711	\$114,125,504
Par Value	\$6,486,775,964	\$6,278,823,617
Net Asset Value	\$101.679	\$101.819
Book Yield	1.24%	1.36%
Years to Maturity	1.77	1.86
Effective Duration	1.37	1.40

*Book Value is not Amortized

**Note: 50mm maturity on 8/31 was credited the following business day and will show on our September 2019 reports.

PORTFOLIO BOOK YIELD HISTORY



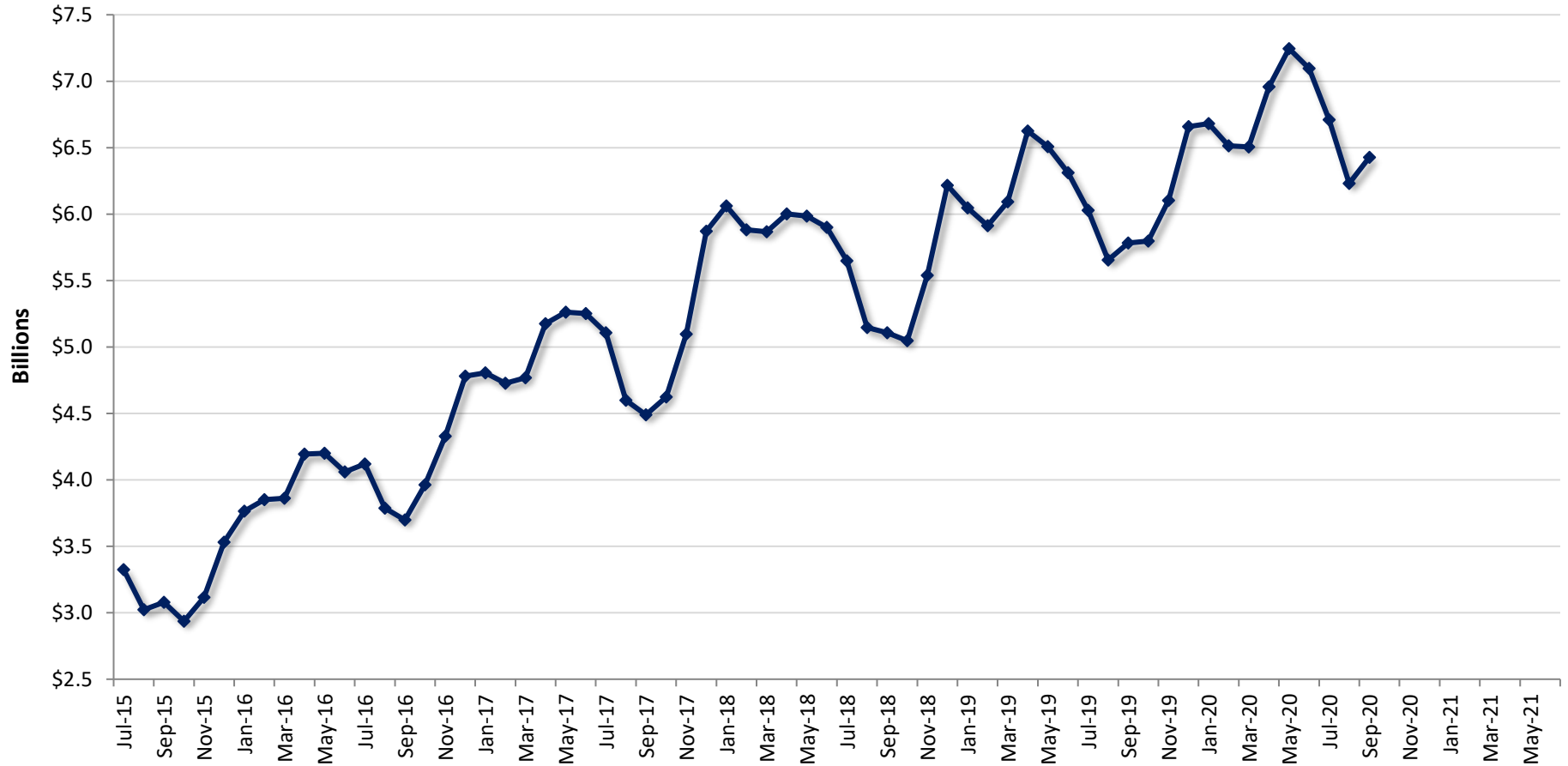
TOP ISSUERS

Issuer	% Portfolio
U.S. Treasury	11.5%
Federal Home Loan Mtg Corp	10.6%
Federal National Mtg Assn	9.3%
FARMER MAC	6.6%
Federal Home Loan Bank	5.0%
Federal Farm Credit Bank	4.7%
Bank of Montreal	4.6%
Royal Bank CN	4.6%
Toronto Dominion Bank	4.6%
Federated Fund 117	3.4%
J.P. Morgan	2.5%
MUFG UNION BANK	2.3%
California Asset Mgmt. Program	2.0%
International Bank Recon & D	1.6%
SWEDISH BANK NY	1.5%

Per Book Value

Item / Sector	Parameters	In Compliance
Weighted Average Maturity	Maximum WAM of 3.0 years	Yes 1.77 yrs
U.S. Treasury and Federal Agency Obligations	No sector limit; no issuer limit; max maturity 5 years	Yes 48.6%
Debt Issued by State of CA and Local Agencies within the State	20% limit; 5% issuer limit; Minimum rating of A by at least one NRSRO; max maturity 5 years	Yes 0.5%
LAIF	Maximum amount permitted by LAIF (currently \$75 million limit)	Yes \$72 Mil
Joint Powers Authority (CAMP)	Max Limit: Twice the limit of LAIF deposits (currently \$150 million limit)	Yes \$130 Mil
Joint Powers Authority (CalTrust)	Max Limit: Twice the limit of LAIF deposits (currently \$150 million limit)	Yes \$40 Mil
Money Market Mutual Funds	20% limit; 10% per fund limit; SEC registered with stable NAV; Rated AAAM or equivalent by at least two of the three rating agencies or meet advisor requirements	Yes 4.7%
Commercial Paper (Includes Asset Backed)	25% sector limit; 10% combined issuer limit; Max maturity of 270 days; Rated A-1, P-1, or F-1; Total assets over \$500mm; Asset Backed CP Must have program-wide credit enhancements	Yes 3.1%
Negotiable CDs	30% limit; 10% combined issuer limit; Minimum rating of A by rating agency if issued by domestic bank; Minimum rating of AA if a U.S. branch of a foreign bank; Max maturity of 1 year	Yes 17.7%
Collateralized/FDIC - Insured Time Deposits	Time deposits with banks and savings and loans associations located with the State, collateralized according to Government code	Yes 2.9%
Collateralized Money Market Bank Accounts	Deposit funds in interest-bearing active collateralized money market bank accounts	Yes 0.9%
Medium-Term Notes	30% limit; 10% combined issuer limit, Max maturity 5 years; Minimum rating of A or better by two NRSRO's	Yes 12.0%
Asset-Backed Securities	20% limit; 5% issuer limit; Max maturity of 5 years; Minimum rating of AA or better by rating agency	Yes 3.3%
Repurchase Agreement	20% limit; Max maturity of 180 days; Must have 102% collateral; Collateral of agency and treasuries with final maturity not to exceed 5 years	Yes 0.0%
Supranationals	30% limit; 15% issuer limit; Only IBRD, IFC, IADB; Max Maturity 5 years; Minimum rating of AA by a rating agency; max maturity of 5 years	Yes 2.5%
Floaters, Structured Notes, Derivatives	15% limit for treasuries, agencies, and munis	Yes 0.0%

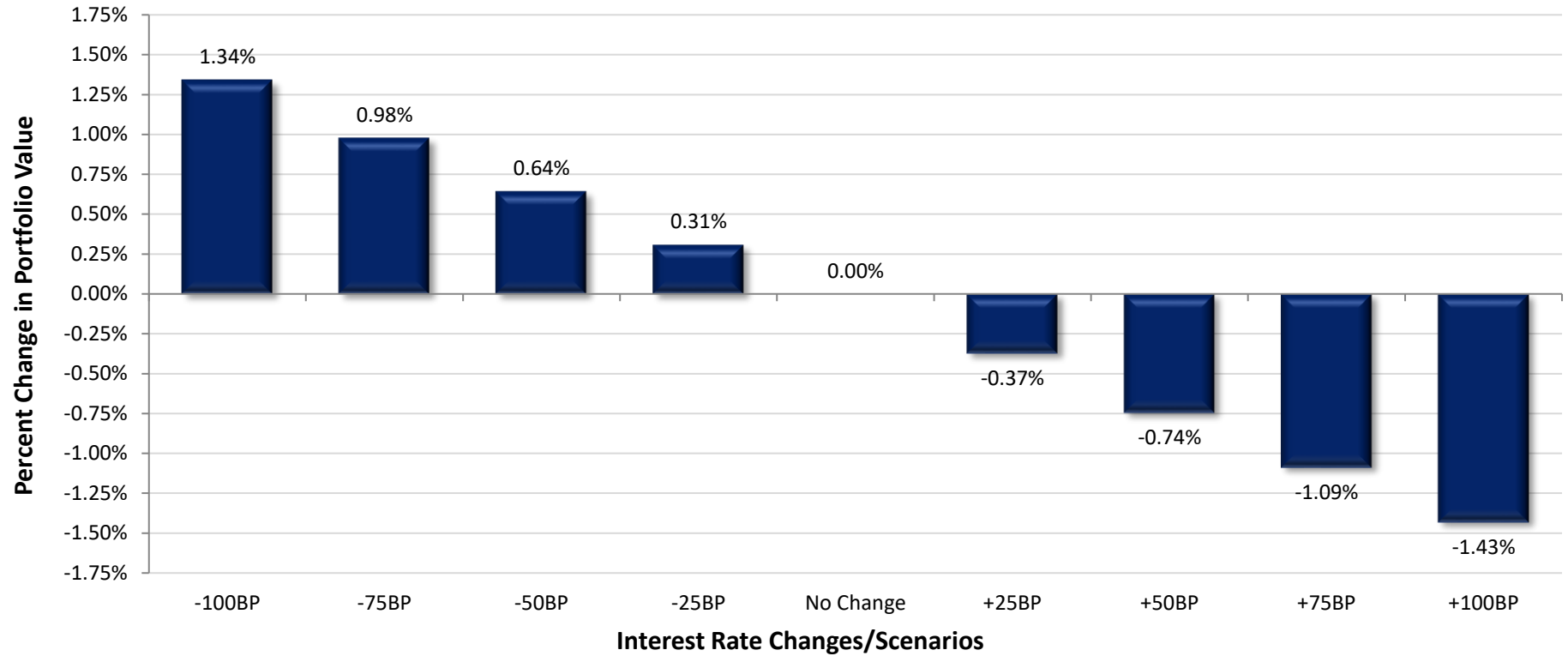
**Historical Book Values
9/30/2020**



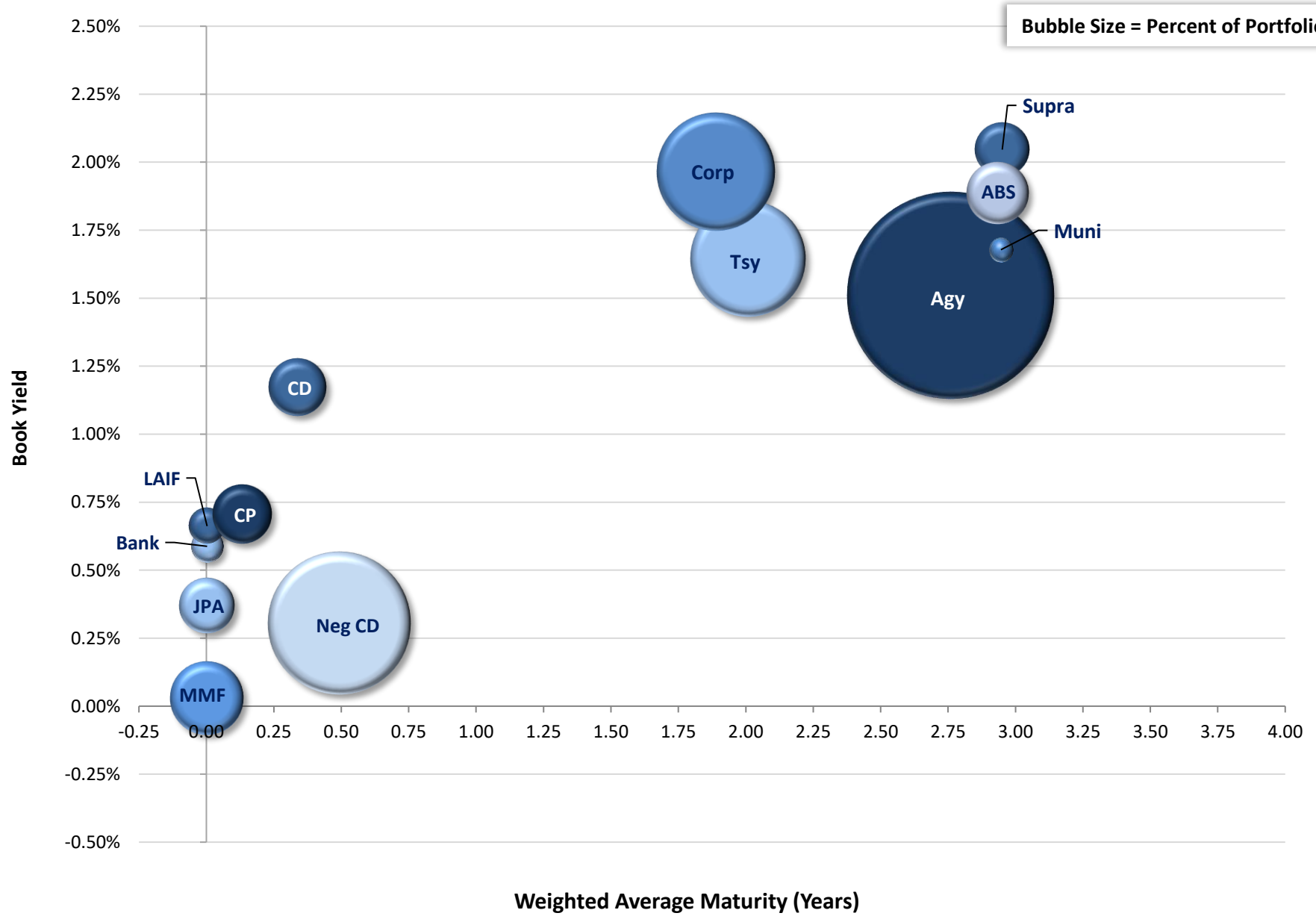
	Jul	Aug	Sep	Oct	Nov	Dec	Jan	Feb	Mar	Apr	May	Jun
Fiscal Year 2016	\$3.325	\$3.023	\$3.078	\$2.936	\$3.117	\$3.530	\$3.747	\$3.852	\$3.862	\$4.195	\$4.199	\$4.060
Fiscal Year 2017	\$4.120	\$3.786	\$3.698	\$3.962	\$4.328	\$4.781	\$4.807	\$4.726	\$4.767	\$5.174	\$5.263	\$5.253
Fiscal Year 2018	\$5.107	\$4.600	\$4.490	\$4.625	\$5.096	\$5.818	\$6.011	\$5.881	\$5.868	\$6.002	\$5.984	\$5.901
Fiscal Year 2019	\$5.648	\$5.146	\$5.108	\$5.047	\$5.540	\$6.217	\$6.047	\$5.912	\$6.093	\$6.626	\$6.507	\$6.311
Fiscal Year 2020	\$6.029	\$5.655	\$5.782	\$5.797	\$6.103	\$6.658	\$6.682	\$6.513	\$6.507	\$6.958	\$7.246	\$7.096
Fiscal Year 2021	\$6.711	\$6.231	\$6.426									

Figures in Billions, Average Daily Balance

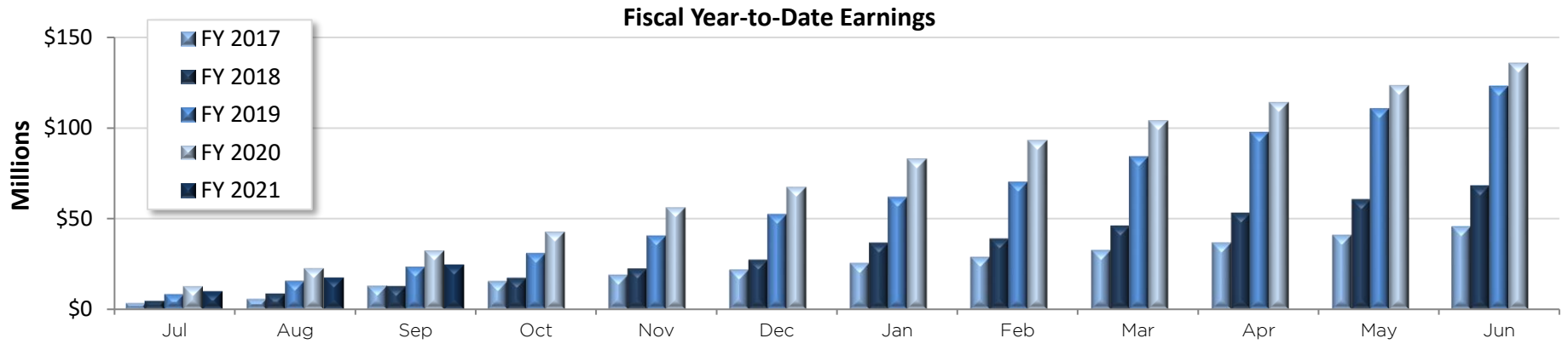
Instantaneous Interest Rate Changes and Approximate Change in Portfolio's Market Value



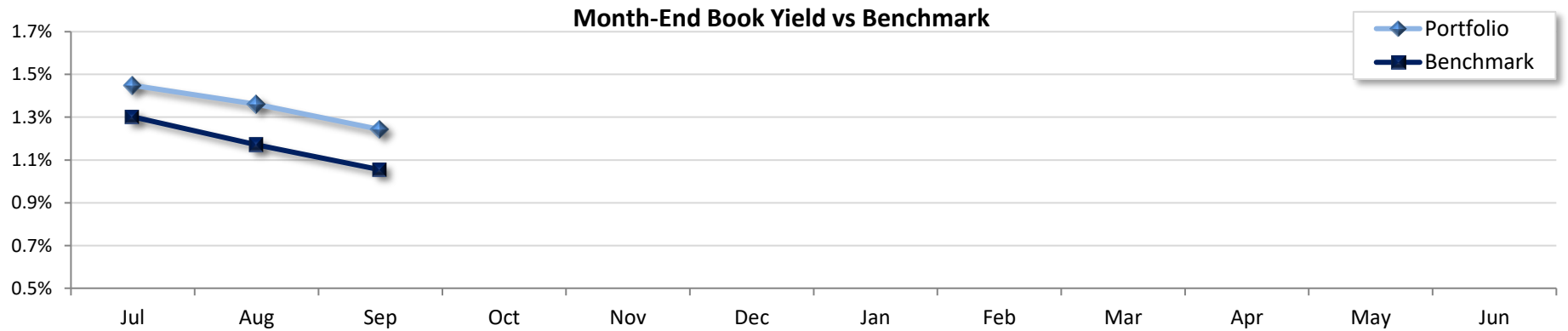
Int. Rate Change	Portfolio Value	Value Change	Percent Change
-100 Basis Points	\$6,680,384,457	\$88,333,483	1.34%
-75 Basis Points	\$6,656,534,417	\$64,483,443	0.98%
-50 Basis Points	\$6,634,451,046	\$42,400,072	0.64%
-25 Basis Points	\$6,612,367,675	\$20,316,701	0.31%
No Change	\$6,592,050,974	\$0	0.00%
+25 Basis Points	\$6,567,541,729	-\$24,509,246	-0.37%
+50 Basis Points	\$6,543,032,483	-\$49,018,491	-0.74%
+75 Basis Points	\$6,520,408,564	-\$71,642,410	-1.09%
+100 Basis Points	\$6,497,784,645	-\$94,266,329	-1.43%



*Note: Excludes Cash Balance

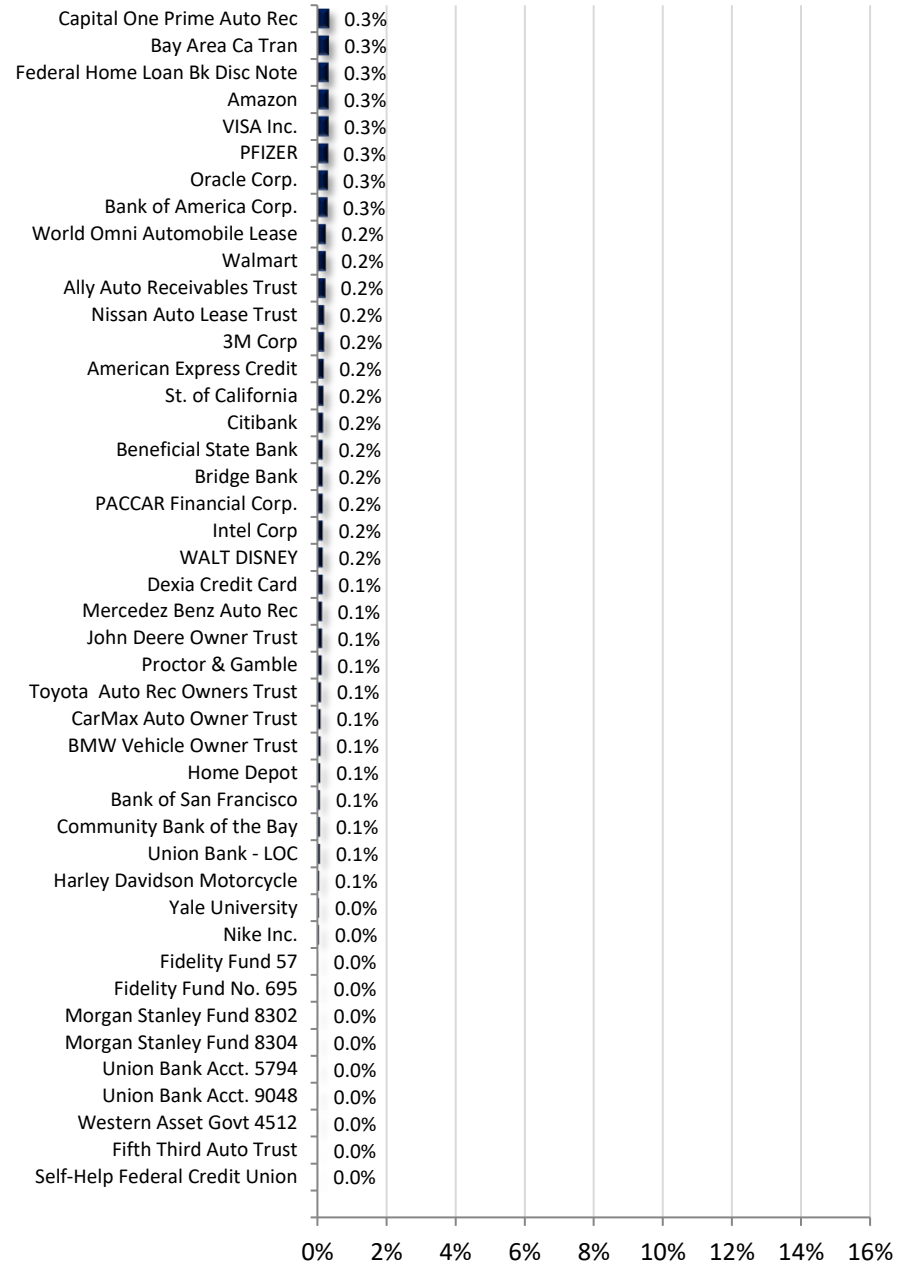
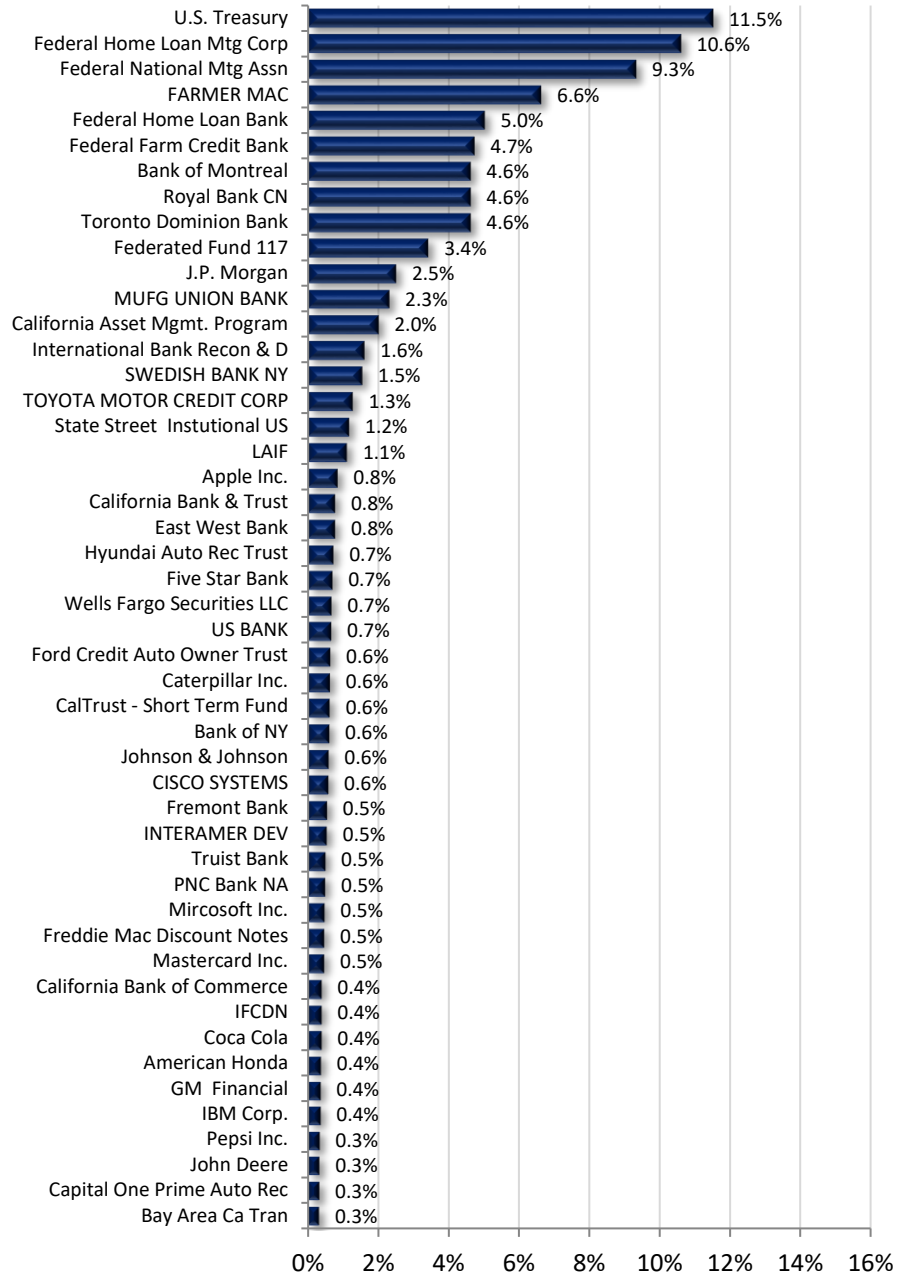


Fiscal YTD (\$Mil)	Jul	Aug	Sep	Oct	Nov	Dec	Jan	Feb	Mar	Apr	May	Jun
FY 2017	\$3.4	\$5.8	\$13.0	\$15.5	\$18.9	\$21.8	\$25.4	\$28.7	\$32.5	\$36.5	\$40.7	\$45.4
FY 2018	\$4.6	\$8.7	\$12.8	\$17.3	\$22.4	\$27.3	\$36.5	\$38.8	\$45.9	\$53.0	\$60.3	\$67.8
FY 2019	\$8.4	\$15.8	\$23.5	\$31.1	\$40.7	\$52.6	\$62.1	\$70.3	\$84.4	\$97.7	\$110.6	\$123.0
FY 2020	\$12.7	\$22.7	\$32.4	\$42.8	\$56.2	\$67.5	\$83.2	\$93.3	\$104.2	\$114.2	\$123.6	\$135.9
FY 2021	\$9.9	\$17.5	\$24.4									



	Jul	Aug	Sep	Oct	Nov	Dec	Jan	Feb	Mar	Apr	May	Jun
Month-End Book Yield	1.45%	1.36%	1.24%									
Benchmark	1.30%	1.17%	1.05%									
Variance	0.15%	0.19%	0.19%									

Benchmark: ICE BofAML Indices 30MMA 10% 1-5yr Tsy, 35% 1-5yr Agy, 5% 1-5yr A-AAA Ex Yankee Corp, and 6MMA 10% 0-1yr Tsy, 20% 0-1yr Agy, 20% 0-1yr A-AAA Corp



**Alameda County Investment Pool
Portfolio Management
Portfolio Summary
September 30, 2020**

Investments	Par Value	Market Value	Book Value	% of Portfolio	Days to Maturity	YTM 365 Equiv.
Non-Negotiable CDs	185,170,000.00	185,170,000.00	185,170,000.00	2.86	124	1.171
Local Agency Investment Funds	72,000,000.00	72,000,000.00	72,000,000.00	1.11	1	0.662
Joint Powers Authority	170,000,000.00	170,000,000.00	170,000,000.00	2.62	1	0.369
Money Market Mutual Funds	303,000,000.00	303,000,000.00	303,000,000.00	4.67	1	0.030
Money Market Bank Accounts	57,000,000.00	57,000,000.00	57,000,000.00	0.88	1	0.588
Negotiable CDs	1,150,000,000.00	1,150,186,500.00	1,150,000,000.00	17.74	180	0.305
Corporate Notes	778,633,000.00	798,087,091.91	781,181,243.98	12.05	689	1.964
Washington Supranational Obligation	165,000,000.00	168,586,550.00	164,267,872.60	2.53	1,077	2.046
Commercial Paper Disc. -Amortizing	200,000,000.00	199,927,666.67	199,239,569.45	3.07	49	0.706
Agency Bullets (Aaa/AA+)	1,643,710,000.00	1,698,269,797.80	1,642,055,594.92	25.33	905	1.740
Federal Agency Disc. -Amortizing	50,000,000.00	49,998,000.00	49,966,755.56	0.77	27	0.132
Treasury Notes and Bonds	750,000,000.00	770,804,500.00	746,966,797.01	11.52	733	1.644
Agency Callables (Aaa/AA+)	714,805,000.00	716,204,596.20	714,391,916.67	11.02	1,311	1.077
Asset Backed Securities	216,457,963.85	220,374,181.51	216,316,262.65	3.34	1,071	1.886
Municipal Bonds	31,000,000.00	32,442,090.00	31,629,250.00	0.49	1,075	1.678
	6,486,775,963.85	6,592,050,974.09	6,483,185,262.84	100.00%	647	1.242
Investments						

Total Earnings	September 30 Month Ending	Fiscal Year To Date
Current Year	6,969,286.55	24,420,004.08
Average Daily Balance	6,426,312,704.56	6,456,325,381.92
Effective Rate of Return	1.32%	1.50%

Henry C. Levy, Treasurer - Tax Collector

Reporting period 09/01/2020-09/30/2020

Run Date: 10/20/2020 - 11:30

Portfolio POOL
RC
PM (PRF_PM1) 7.3.0
Report Ver. 7.3.6.1

**Alameda County Investment Pool
Portfolio Management
Portfolio Details - Investments
September 30, 2020**

CUSIP	Investment #	Issuer	Average Balance	Purchase Date	Par Value	Market Value	Book Value	Stated Rate	YTM 365	Days to Maturity	Maturity Date
Non-Negotiable CDs											
SYS12128	12128	Five Star Bank		05/06/2020	10,000,000.00	10,000,000.00	10,000,000.00	1.648	0.507	32	11/02/2020
SYS12004	12004	Bank of San Francisco		02/04/2020	5,000,000.00	5,000,000.00	5,000,000.00	1.530	2.028	126	02/04/2021
SYS12085	12085	Bridge Bank		04/03/2020	10,000,000.00	10,000,000.00	10,000,000.00	1.500	1.521	0	10/01/2020
SYS12086	12086	Beneficial State Bank		04/03/2020	10,000,000.00	10,000,000.00	10,000,000.00	1.500	1.521	0	10/01/2020
SYS12117	12117	California Bank & Trust		04/28/2020	30,000,000.00	30,000,000.00	30,000,000.00	1.000	1.014	150	02/28/2021
SYS12218	12218	Community Bank of the Bay		09/08/2020	5,000,000.00	5,000,000.00	5,000,000.00	1.200	1.217	157	03/07/2021
SYS12253	12253	California Bank of Commerce		08/27/2020	15,000,000.00	15,000,000.00	15,000,000.00	0.499	0.506	147	02/25/2021
SYS12254	12254	California Bank of Commerce		08/27/2020	10,000,000.00	10,000,000.00	10,000,000.00	0.500	0.507	147	02/25/2021
SYS11904	11904	East West Bank		11/12/2019	35,000,000.00	35,000,000.00	35,000,000.00	1.850	1.876	42	11/12/2020
SYS12121	12121	East West Bank		04/29/2020	15,000,000.00	15,000,000.00	15,000,000.00	0.700	0.710	210	04/29/2021
SYS12126	12126	Fremont Bank		04/30/2020	35,000,000.00	35,000,000.00	35,000,000.00	1.000	1.014	211	04/30/2021
SYS12035	12035	Self-Help Federal Credit Union		03/13/2020	170,000.00	170,000.00	170,000.00	1.250	1.267	163	03/13/2021
SYS12098	12098	Union Bank - LOC		04/16/2020	5,000,000.00	5,000,000.00	5,000,000.00	2.000	2.028	197	04/16/2021
Subtotal and Average			185,003,333.33		185,170,000.00	185,170,000.00	185,170,000.00	1.171	1.24		
Local Agency Investment Funds											
SYS10285	10285	LAIF		07/01/2018	72,000,000.00	72,000,000.00	72,000,000.00	0.662	0.662	1	
Subtotal and Average			72,000,000.00		72,000,000.00	72,000,000.00	72,000,000.00	0.662	1		
Joint Powers Authority											
SYS10470	10470	California Asset Mgmt. Program		07/01/2018	130,000,000.00	130,000,000.00	130,000,000.00	0.270	0.270	1	
SYS10472	10472	CalTrust - Short Term Fund		07/01/2018	40,000,000.00	40,000,000.00	40,000,000.00	0.690	0.690	1	
Subtotal and Average			170,000,000.00		170,000,000.00	170,000,000.00	170,000,000.00	0.369	1		
Money Market Mutual Funds											
608919718	11093	Federated Fund 117		07/01/2018	222,000,000.00	222,000,000.00	222,000,000.00	0.030	0.030	1	
316175504	10274	Fidelity Fund No. 695		07/01/2018	1,000,000.00	1,000,000.00	1,000,000.00	0.010	0.010	1	
316175108	11090	Fidelity Fund 57		07/01/2018	1,000,000.00	1,000,000.00	1,000,000.00	0.010	0.010	1	
61747C707	10280	Morgan Stanley Fund 8302		07/01/2018	1,000,000.00	1,000,000.00	1,000,000.00	0.020	0.020	1	
61747C582	11089	Morgan Stanley Fund 8304		07/01/2018	1,000,000.00	1,000,000.00	1,000,000.00	0.010	0.010	1	
SYS12009	12009	State Street Institutional US		02/11/2020	76,000,000.00	76,000,000.00	76,000,000.00	0.030	0.030	1	
52470G791	10318	Western Asset Govt 4512		07/01/2018	1,000,000.00	1,000,000.00	1,000,000.00	0.010	0.010	1	
Subtotal and Average			422,566,666.67		303,000,000.00	303,000,000.00	303,000,000.00	0.030	1		

**Alameda County Investment Pool
Portfolio Management
Portfolio Details - Investments
September 30, 2020**

CUSIP	Investment #	Issuer	Average Balance	Purchase Date	Par Value	Market Value	Book Value	Stated Rate	YTM 365	Days to Maturity	Maturity Date
Money Market Bank Accounts											
SYS12169	12169	Five Star Bank		06/17/2020	35,000,000.00	35,000,000.00	35,000,000.00	0.784	0.784	1	
SYS10286	10286	California Bank & Trust		07/01/2018	20,000,000.00	20,000,000.00	20,000,000.00	0.300	0.300	1	
SYS10290	10290	Union Bank Acct. 5794		07/01/2018	1,000,000.00	1,000,000.00	1,000,000.00	0.030	0.030	1	
SYS10291	10291	Union Bank Acct. 9048		07/01/2018	1,000,000.00	1,000,000.00	1,000,000.00	0.030	0.030	1	
Subtotal and Average			57,000,000.00		57,000,000.00	57,000,000.00	57,000,000.00		0.588	1	
Negotiable CDs											
06367BJU4	12034	Bank of Montreal		03/13/2020	50,000,000.00	50,064,000.00	50,000,000.00	1.250	1.267	40	11/10/2020
06367BRY7	12208	Bank of Montreal		08/25/2020	50,000,000.00	50,000,000.00	50,000,000.00	0.240	0.243	321	08/18/2021
06367BTF6	12213	Bank of Montreal		08/31/2020	50,000,000.00	49,982,500.00	50,000,000.00	0.180	0.183	265	06/23/2021
06367BUX5	12225	Bank of Montreal		09/15/2020	50,000,000.00	50,000,500.00	50,000,000.00	0.170	0.172	95	01/04/2021
06367BVU0	12239	Bank of Montreal		09/24/2020	50,000,000.00	49,997,000.00	50,000,000.00	0.170	0.172	120	01/29/2021
06367BWJ4	12245	Bank of Montreal		09/29/2020	50,000,000.00	49,998,500.00	50,000,000.00	0.170	0.172	111	01/20/2021
62478U4M5	12107	MUFG UNION BANK		04/24/2020	50,000,000.00	50,033,000.00	50,000,000.00	0.560	0.568	53	11/23/2020
62478U5M4	12198	MUFG UNION BANK		08/06/2020	50,000,000.00	50,000,500.00	50,000,000.00	0.120	0.122	13	10/14/2020
62478U5Y8	12215	MUFG UNION BANK		08/31/2020	50,000,000.00	50,007,000.00	50,000,000.00	0.200	0.203	251	06/09/2021
78012URV3	12110	Royal Bank CN		04/24/2020	50,000,000.00	50,000,000.00	50,000,000.00	0.660	0.669	139	02/17/2021
78012UVW2	12125	Royal Bank CN		04/30/2020	50,000,000.00	50,061,500.00	50,000,000.00	0.470	0.477	125	02/03/2021
78012UWU5	12174	Royal Bank CN		06/22/2020	50,000,000.00	50,029,000.00	50,000,000.00	0.320	0.324	167	03/17/2021
78012UXN0	12227	Royal Bank CN		09/21/2020	50,000,000.00	49,988,000.00	50,000,000.00	0.200	0.203	302	07/30/2021
78012UXR1	12240	Royal Bank CN		09/24/2020	50,000,000.00	49,999,500.00	50,000,000.00	0.200	0.203	181	03/31/2021
78012UXZE	12243	Royal Bank CN		09/29/2020	50,000,000.00	50,000,000.00	50,000,000.00	0.210	0.213	302	07/30/2021
87019VG76	12175	SWEDISH BANK NY		06/23/2020	50,000,000.00	50,021,500.00	50,000,000.00	0.300	0.304	120	01/29/2021
87019VL88	12252	SWEDISH BANK NY		09/30/2020	50,000,000.00	50,000,000.00	50,000,000.00	0.230	0.233	302	07/30/2021
89114NLL7	12159	Toronto Dominion Bank		06/04/2020	50,000,000.00	50,010,500.00	50,000,000.00	0.250	0.253	95	01/04/2021
89114NRJ6	12214	Toronto Dominion Bank		08/31/2020	50,000,000.00	49,995,500.00	50,000,000.00	0.210	0.213	279	07/07/2021
89114NS97	12223	Toronto Dominion Bank		09/14/2020	50,000,000.00	50,005,500.00	50,000,000.00	0.240	0.243	302	07/30/2021
89114NS89	12224	Toronto Dominion Bank		09/14/2020	50,000,000.00	49,999,500.00	50,000,000.00	0.190	0.193	139	02/17/2021
89114NT70	12238	Toronto Dominion Bank		09/24/2020	50,000,000.00	50,000,000.00	50,000,000.00	0.180	0.183	120	01/29/2021
89114NTD7	12244	Toronto Dominion Bank		09/29/2020	50,000,000.00	49,993,000.00	50,000,000.00	0.210	0.213	302	07/30/2021
Subtotal and Average			895,000,000.00		1,150,000,000.00	1,150,186,500.00	1,150,000,000.00		0.305	180	
Corporate Notes											
037833CC2	11060	Apple Inc.		08/04/2016	5,000,000.00	5,048,050.00	4,993,050.00	1.550	1.579	307	08/04/2021
037833DM9	11851	Apple Inc.		09/11/2019	3,000,000.00	3,139,680.00	2,993,160.00	1.800	1.848	1,441	09/11/2024

**Alameda County Investment Pool
Portfolio Management
Portfolio Details - Investments
September 30, 2020**

CUSIP	Investment #	Issuer	Average Balance	Purchase Date	Par Value	Market Value	Book Value	Stated Rate	YTM 365	Days to Maturity	Maturity Date
Corporate Notes											
037833DL1	11852	Apple Inc.		09/11/2019	1,000,000.00	1,027,080.00	999,830.00	1.700	1.706	710	09/11/2022
037833DM9	11943	Apple Inc.		12/12/2019	9,000,000.00	9,419,040.00	8,918,370.00	1.800	2.001	1,441	09/11/2024
037833BS8	12053	Apple Inc.		03/20/2020	6,861,000.00	6,909,301.44	6,872,663.70	2.250	2.063	145	02/23/2021
037833DJ6	12055	Apple Inc.		03/20/2020	9,875,000.00	9,895,638.75	9,817,922.50	2.000	2.906	43	11/13/2020
037833DT4	12133	Apple Inc.		05/11/2020	5,000,000.00	5,116,750.00	4,991,050.00	1.125	1.162	1,683	05/11/2025
0037833DV9	12134	Apple Inc.		05/11/2020	5,000,000.00	4,986,400.00	4,986,400.00	0.750	0.842	952	05/11/2023
037833DX5	12200	Apple Inc.		08/20/2020	5,000,000.00	5,006,700.00	4,988,200.00	0.550	0.606	1,784	08/20/2025
037833DX5	12201	Apple Inc.		08/20/2020	5,000,000.00	5,006,700.00	4,988,200.00	0.550	0.606	1,784	08/20/2025
0258M0EB1	12031	American Express Credit		03/12/2020	11,137,000.00	11,248,035.89	11,240,239.99	2.250	1.432	216	05/05/2021
023135BQ8	12162	Amazon		06/10/2020	5,000,000.00	5,060,100.00	4,996,127.78	0.800	0.819	1,706	06/03/2025
023135BQ8	12163	Amazon		06/10/2020	5,000,000.00	5,060,100.00	4,994,527.78	0.800	0.826	1,706	06/03/2025
023135BQ8	12166	Amazon		06/11/2020	10,000,000.00	10,120,200.00	9,992,477.78	0.800	0.819	1,706	06/03/2025
06051GGS2	11882	Bank of America Corp.		10/29/2019	7,000,000.00	7,000,000.00	7,010,710.00	2.328	2.246	365	10/01/2021
06051GJG5	12241	Bank of America Corp.		09/25/2020	8,000,000.00	7,998,160.00	8,000,000.00	0.981	0.981	1,820	09/25/2025
06051GJG5	12242	Bank of America Corp.		09/25/2020	3,000,000.00	2,999,310.00	3,000,000.00	0.981	0.981	1,820	09/25/2025
06406RAK3	12093	Bank of NY		04/08/2020	16,301,000.00	16,808,287.12	16,340,611.43	1.950	1.845	691	08/23/2022
06406HBY4	12127	Bank of NY		05/05/2020	15,493,000.00	15,938,888.54	16,008,142.25	3.550	1.120	357	09/23/2021
06406RAL1	12153	Bank of NY		06/01/2020	6,540,000.00	6,921,216.60	6,862,541.90	2.100	1.001	1,484	10/24/2024
14913Q3A5	11839	Caterpillar Inc.		09/06/2019	6,000,000.00	6,171,240.00	5,991,660.00	1.900	1.948	705	09/06/2022
14913Q3C1	11971	Caterpillar Inc.		01/13/2020	15,000,000.00	15,492,900.00	14,993,100.00	1.950	1.967	778	11/18/2022
14913Q3C1	12032	Caterpillar Inc.		03/12/2020	5,000,000.00	5,164,300.00	5,071,600.00	1.950	1.404	778	11/18/2022
14913Q2N8	12040	Caterpillar Inc.		03/17/2020	4,515,000.00	4,637,672.55	4,597,173.00	3.150	1.890	341	09/07/2021
14913R2F3	12222	Caterpillar Inc.		09/14/2020	10,000,000.00	9,996,200.00	9,993,200.00	0.450	0.473	1,078	09/14/2023
17275RBD3	11575	CISCO SYSTEMS		10/11/2018	10,000,000.00	10,078,100.00	9,779,300.00	2.200	3.180	150	02/28/2021
17275RBJ0	11782	CISCO SYSTEMS		06/27/2019	9,000,000.00	9,129,150.00	8,967,870.00	1.850	2.014	354	09/20/2021
17275RBJ0	12054	CISCO SYSTEMS		03/20/2020	2,455,000.00	2,490,229.25	2,436,170.15	1.850	2.374	354	09/20/2021
17275RBD3	12070	CISCO SYSTEMS		03/25/2020	16,501,000.00	16,629,872.81	16,254,310.05	2.200	3.855	150	02/28/2021
17325FAY4	11883	Citibank		10/29/2019	10,000,000.00	10,143,300.00	10,118,600.00	2.844	2.369	596	05/20/2022
24422EVA4	12091	John Deere		04/07/2020	18,000,000.00	18,499,140.00	18,017,820.00	1.950	1.903	620	06/13/2022
24422EVH9	12157	John Deere		06/04/2020	3,000,000.00	3,034,230.00	2,997,540.00	0.700	0.727	1,007	07/05/2023
254687FN1	12066	WALT DISNEY		03/23/2020	5,000,000.00	5,566,100.00	4,997,254.44	3.350	3.360	1,635	03/24/2025
254687FJ0	12075	WALT DISNEY		03/27/2020	5,000,000.00	5,119,500.00	4,960,158.33	1.650	2.038	700	09/01/2022
437076BL5	12056	Home Depot		03/20/2020	4,217,000.00	4,248,037.12	4,245,945.02	2.000	2.249	182	04/01/2021
437076BL5	12077	Home Depot		03/30/2020	1,546,000.00	1,557,378.56	1,545,072.40	2.000	2.061	182	04/01/2021
02665WDF5	11914	American Honda		11/21/2019	10,000,000.00	10,242,800.00	9,996,600.00	1.950	1.966	596	05/20/2022
02665WCA7	12028	American Honda		03/12/2020	5,000,000.00	5,221,700.00	5,153,500.00	2.600	1.427	776	11/16/2022

Portfolio POOL
RC
PM (PRF_PM2) 7.3.0

**Alameda County Investment Pool
Portfolio Management
Portfolio Details - Investments
September 30, 2020**

CUSIP	Investment #	Issuer	Average Balance	Purchase Date	Par Value	Market Value	Book Value	Stated Rate	YTM 365	Days to Maturity	Maturity Date
Corporate Notes											
02665WDH1	12029	American Honda		03/12/2020	3,000,000.00	3,105,510.00	3,041,700.00	1.950	1.498	951	05/10/2023
02665WDH1	12030	American Honda		03/12/2020	5,500,000.00	5,693,435.00	5,577,825.00	1.950	1.490	951	05/10/2023
459200JX0	11890	IBM Corp.		10/31/2019	6,674,000.00	6,813,953.78	6,813,953.78	2.850	1.997	589	05/13/2022
459200JX0	11891	IBM Corp.		10/31/2019	10,000,000.00	10,208,900.00	10,208,900.00	2.850	2.000	589	05/13/2022
459200JX0	11931	IBM Corp.		11/27/2019	3,650,000.00	3,726,248.50	3,726,248.50	2.850	1.976	589	05/13/2022
44932HAK95	12050	IBM Corp.		03/20/2020	2,437,000.00	2,449,769.88	2,443,555.53	3.450	3.039	60	11/30/2020
458140BP4	12069	Intel Corp		03/25/2020	10,000,000.00	11,204,200.00	9,984,500.00	3.400	3.434	1,636	03/25/2025
24422EVG1	12156	John Deere Owner Trust		06/04/2020	7,000,000.00	7,036,330.00	6,998,530.00	0.550	0.560	642	07/05/2022
478160BS2	10927	Johnson & Johnson		03/01/2016	2,000,000.00	2,009,900.00	2,000,000.00	1.650	1.650	151	03/01/2021
478160CD4	11226	Johnson & Johnson		03/03/2017	11,000,000.00	11,284,240.00	10,970,080.00	2.250	2.308	518	03/03/2022
478160CH5	12046	Johnson & Johnson		03/19/2020	25,000,000.00	25,048,250.00	25,000,000.00	1.950	1.948	40	11/10/2020
46625HRT9	12094	J.P. Morgan		04/08/2020	8,641,000.00	8,749,358.14	8,676,428.10	2.400	2.041	249	06/07/2021
46647PBS48	12226	J.P. Morgan		09/16/2020	4,000,000.00	4,001,520.00	4,000,000.00	0.653	0.653	1,446	09/16/2024
191216BT6	12058	Coca Cola		03/20/2020	15,000,000.00	15,017,400.00	14,895,300.00	1.875	3.051	26	10/27/2020
191216CN8	12068	Coca Cola		03/25/2020	10,000,000.00	10,990,300.00	9,991,692.99	2.950	2.968	1,636	03/25/2025
57636QAF1	11737	Mastercard Inc.		04/25/2019	10,000,000.00	10,183,300.00	9,856,500.00	2.000	2.580	416	11/21/2021
57636QAF1	11781	Mastercard Inc.		06/27/2019	20,000,000.00	20,366,600.00	19,982,600.00	2.000	2.037	416	11/21/2021
88579YBA8	11567	3M Corp		09/14/2018	4,000,000.00	4,095,320.00	3,991,800.00	3.000	3.072	348	09/14/2021
88579YAF8	12036	3M Corp		03/16/2020	3,500,000.00	3,602,445.00	3,524,811.50	2.000	1.681	633	06/26/2022
88579YBL4	12078	3M Corp		03/30/2020	4,761,000.00	4,922,874.00	4,727,530.17	1.750	2.003	866	02/14/2023
594918BG8	10819	Mircosoft Inc.		11/03/2015	2,000,000.00	2,000,100.00	1,998,400.00	2.000	2.017	33	11/03/2020
594918BP8	11063	Mircosoft Inc.		08/08/2016	2,000,000.00	2,021,600.00	1,997,900.00	1.550	1.572	311	08/08/2021
594918BP8	11065	Mircosoft Inc.		08/08/2016	7,000,000.00	7,075,600.00	6,992,650.00	1.550	1.572	311	08/08/2021
594918BQ6	11783	Mircosoft Inc.		06/27/2019	4,157,000.00	4,340,406.84	4,160,450.31	2.000	1.979	1,041	08/08/2023
594918AQ7	11836	Mircosoft Inc.		08/30/2019	15,150,000.00	15,756,606.00	15,376,644.00	2.125	1.644	775	11/15/2022
654106AH6	12074	Nike Inc.		03/27/2020	3,000,000.00	3,222,930.00	2,995,920.00	2.400	2.429	1,638	03/27/2025
68389XBK0	12041	Oracle Corp.		03/17/2020	5,000,000.00	5,071,250.00	5,018,200.00	1.900	1.652	349	09/15/2021
68389XBK0	12048	Oracle Corp.		03/19/2020	10,463,000.00	10,612,097.75	10,399,698.85	1.900	2.316	349	09/15/2021
38389XBT1	12082	Oracle Corp.		04/01/2020	3,000,000.00	2,998,890.00	2,998,890.00	2.500	2.508	1,643	04/01/2025
69371RQ66	12006	PACCAR Financial Corp.		02/06/2020	10,000,000.00	10,460,200.00	9,991,900.00	1.800	1.817	1,589	02/06/2025
713448DX3	11333	Pepsi Inc.		10/10/2017	9,000,000.00	9,070,470.00	8,998,200.00	2.000	2.006	196	04/15/2021
713448EQ7	12045	Pepsi Inc.		03/19/2020	2,500,000.00	2,677,850.00	2,498,236.67	2.250	2.265	1,630	03/19/2025
713448EQ7	12047	Pepsi Inc.		03/19/2020	5,000,000.00	5,355,700.00	4,996,450.00	2.250	2.265	1,630	03/19/2025
713448EQ7	12051	Pepsi Inc.		03/20/2020	5,000,000.00	5,355,700.00	4,991,650.00	2.250	2.286	1,630	03/19/2025
717081DZ3	11871	PFIZER		10/16/2019	14,025,000.00	14,349,117.75	14,131,590.00	2.200	1.840	440	12/15/2021
717081EX7	12151	PFIZER		05/28/2020	5,000,000.00	5,035,500.00	4,968,800.00	0.800	0.928	1,700	05/28/2025

Portfolio POOL
RC
PM (PRF_PM2) 7.3.0

**Alameda County Investment Pool
Portfolio Management
Portfolio Details - Investments
September 30, 2020**

CUSIP	Investment #	Issuer	Average Balance	Purchase Date	Par Value	Market Value	Book Value	Stated Rate	YTM 365	Days to Maturity	Maturity Date
Corporate Notes											
742718EQ8	11126	Proctor & Gamble		11/03/2016	5,000,000.00	5,081,150.00	4,989,750.00	1.700	1.743	398	11/03/2021
742718FF1	12071	Proctor & Gamble		03/25/2020	3,000,000.00	3,249,030.00	2,995,231.75	2.450	2.484	1,636	03/25/2025
69353REW4	11826	PNC Bank NA		08/26/2019	3,150,000.00	3,179,074.50	3,153,811.50	2.150	2.075	210	04/29/2021
69353RFE3	11854	PNC Bank NA		09/16/2019	13,216,000.00	13,691,776.00	13,314,327.04	2.450	2.180	665	07/28/2022
69349LAG3	11909	PNC Bank NA		11/15/2019	15,000,000.00	15,678,750.00	15,265,950.00	2.700	2.116	761	11/01/2022
89236TEC5	11916	TOYOTA MOTOR CREDIT CORP		11/22/2019	5,000,000.00	5,171,800.00	5,039,950.00	2.150	1.855	707	09/08/2022
89236TEC5	11917	TOYOTA MOTOR CREDIT CORP		11/22/2019	15,000,000.00	15,515,400.00	15,122,250.00	2.150	1.849	707	09/08/2022
89233P5T9	12072	TOYOTA MOTOR CREDIT CORP		03/26/2020	2,000,000.00	2,072,340.00	1,980,080.00	3.300	3.878	468	01/12/2022
89236TGX7	12081	TOYOTA MOTOR CREDIT CORP		04/01/2020	6,000,000.00	6,561,900.00	5,988,960.00	3.000	3.040	1,643	04/01/2025
89236TGW9	12083	TOYOTA MOTOR CREDIT CORP		04/01/2020	5,000,000.00	5,301,250.00	4,999,450.00	2.900	2.904	910	03/30/2023
07330NAJ4	11944	Truist Bank		12/13/2019	15,000,000.00	15,157,050.00	15,152,385.00	2.850	2.053	182	04/01/2021
89788JAB5	12026	Truist Bank		03/09/2020	10,000,000.00	10,179,800.00	9,993,000.00	1.250	1.274	889	03/09/2023
86787EBE6	12173	Truist Bank		06/22/2020	6,618,000.00	6,874,315.14	6,906,294.79	2.800	0.637	593	05/17/2022
90331HPF4	11935	US BANK		12/09/2019	20,000,000.00	20,682,800.00	19,983,200.00	1.950	1.978	830	01/09/2023
90331HPJ6	12095	US BANK		04/09/2020	22,750,000.00	23,183,615.00	22,809,150.00	1.800	1.651	477	01/21/2022
92826CAB8	11709	VISA Inc.		04/11/2019	10,000,000.00	9,948,500.00	9,948,500.00	2.200	2.515	74	12/14/2020
92826CAB81	12052	VISA Inc.		03/20/2020	10,000,000.00	9,966,100.00	9,966,100.00	2.200	2.667	74	12/14/2020
95000U2B8	11896	Wells Fargo Securities LLC		11/07/2019	15,000,000.00	15,552,000.00	15,173,250.00	2.625	2.183	659	07/22/2022
94988J5N3	11913	Wells Fargo Securities LLC		11/21/2019	13,000,000.00	13,087,100.00	13,108,550.00	2.600	1.862	106	01/15/2021
95001D6U9	12124	Wells Fargo Securities LLC		04/30/2020	5,000,000.00	5,058,400.00	5,000,000.00	2.150	2.150	941	04/30/2023
95000U2B8	12135	Wells Fargo Securities LLC		05/11/2020	10,000,000.00	10,368,000.00	10,260,760.00	2.625	1.415	659	07/22/2022
931142DU4	11342	Walmart		10/20/2017	5,000,000.00	5,215,950.00	4,999,600.00	2.350	2.351	805	12/15/2022
931142EA7	11344	Walmart		10/20/2017	5,000,000.00	5,017,150.00	4,992,750.00	1.900	1.947	75	12/15/2020
931142EJ8	11535	Walmart		06/27/2018	3,000,000.00	3,065,070.00	2,999,850.00	3.125	3.127	265	06/23/2021
931142EK5	11536	Walmart		06/27/2018	2,000,000.00	2,160,760.00	1,999,460.00	3.400	3.406	998	06/26/2023
98459LAA1	12160	Yale University		06/09/2020	3,000,000.00	3,022,650.00	3,000,000.00	0.873	0.873	1,657	04/15/2025
Subtotal and Average			792,638,390.03		778,633,000.00	798,087,091.91	781,181,243.98		1.964	689	
Washington Supranational Obligation											
45818WCS3	11932	INTERAMER DEV		12/03/2019	10,000,000.00	10,555,300.00	9,991,000.00	1.700	1.719	1,506	11/15/2024
45818WCS3	11950	INTERAMER DEV		12/16/2019	25,000,000.00	26,388,250.00	24,891,000.00	1.700	1.793	1,506	11/15/2024
45905UQ80	11464	International Bank Recon & D		03/27/2018	10,000,000.00	10,019,500.00	9,839,000.00	1.950	2.292	39	11/09/2020
45905UQ80	11538	International Bank Recon & D		06/28/2018	10,000,000.00	10,019,500.00	9,826,900.00	1.950	2.710	39	11/09/2020
459058GH0	11544	International Bank Recon & D		07/25/2018	10,000,000.00	10,206,000.00	9,976,600.00	2.750	2.832	295	07/23/2021
45905UQ80	11555	International Bank Recon & D		08/30/2018	10,000,000.00	10,019,500.00	9,813,622.60	1.950	2.832	39	11/09/2020

**Alameda County Investment Pool
Portfolio Management
Portfolio Details - Investments
September 30, 2020**

CUSIP	Investment #	Issuer	Average Balance	Purchase Date	Par Value	Market Value	Book Value	Stated Rate	YTM 365	Days to Maturity	Maturity Date
Washington Supranational Obligation											
459058HP1	11912	International Bank Recon & D		11/20/2019	20,000,000.00	20,034,000.00	19,988,000.00	2.050	2.063	1,504	11/13/2024
459058HP1	11930	International Bank Recon & D		11/27/2019	20,000,000.00	20,034,000.00	19,988,000.00	2.050	2.063	1,504	11/13/2024
45905U5U4	11981	International Bank Recon & D		01/27/2020	10,000,000.00	10,041,500.00	10,000,000.00	1.750	1.750	848	01/27/2023
45905U5U4	11982	International Bank Recon & D		01/27/2020	15,000,000.00	15,062,250.00	15,000,000.00	1.750	1.750	848	01/27/2023
45950VNP7	11974	IFCDN		01/17/2020	25,000,000.00	26,206,750.00	24,953,750.00	1.680	1.719	1,562	01/10/2025
Subtotal and Average			164,267,872.60		165,000,000.00	168,586,550.00	164,267,872.60		2.046	1,077	
Commercial Paper Disc. -Amortizing											
46640PKG7	12119	J.P. Morgan		04/29/2020	50,000,000.00	49,998,500.00	49,900,833.33	0.420	0.427	15	10/16/2020
46640PKG7	12141	J.P. Morgan		05/15/2020	50,000,000.00	49,998,500.00	49,946,527.78	0.250	0.254	15	10/16/2020
	12196	J.P. Morgan		08/03/2020	50,000,000.00	49,938,666.67	49,938,666.67	0.240	0.249	125	02/03/2021
89233GLA2	12096	TOYOTA MOTOR CREDIT CORP		04/09/2020	50,000,000.00	49,992,000.00	49,453,541.67	1.830	1.904	40	11/10/2020
Subtotal and Average			199,239,569.45		200,000,000.00	199,927,666.67	199,239,569.45		0.706	49	
Agency Bullets (Aaa/AA+)											
3132X0Q53	11469	FARMER MAC		03/29/2018	10,000,000.00	10,122,000.00	9,995,100.00	2.600	2.617	179	03/29/2021
3132X0U25	11486	FARMER MAC		04/19/2018	30,000,000.00	31,942,200.00	29,982,000.00	2.800	2.813	930	04/19/2023
3132X0U25	11487	FARMER MAC		04/19/2018	40,000,000.00	42,589,600.00	39,976,000.00	2.800	2.813	930	04/19/2023
3132X0U25	11488	FARMER MAC		04/19/2018	30,000,000.00	31,942,200.00	29,982,000.00	2.800	2.813	930	04/19/2023
31422BEV8	11731	FARMER MAC		04/22/2019	50,000,000.00	51,172,000.00	50,000,000.00	2.485	2.485	368	10/04/2021
31422BEX4	11736	FARMER MAC		04/24/2019	50,000,000.00	52,260,500.00	50,000,000.00	2.475	2.475	733	10/04/2022
31422BFL9	11755	FARMER MAC		05/10/2019	25,000,000.00	26,761,250.00	25,000,000.00	2.400	2.400	1,247	03/01/2024
31422BFK1	11756	FARMER MAC		05/10/2019	25,000,000.00	26,833,750.00	25,000,000.00	2.400	2.400	1,308	05/01/2024
31422BJB7	11793	FARMER MAC		07/22/2019	25,000,000.00	26,343,500.00	25,000,000.00	1.970	1.970	1,188	01/02/2024
31422BPC8	11911	FARMER MAC		11/20/2019	20,000,000.00	20,884,400.00	20,000,000.00	1.720	1.720	1,145	11/20/2023
31422BQK9	11955	FARMER MAC		12/20/2019	25,000,000.00	26,293,500.00	24,988,750.00	1.690	1.700	1,450	09/20/2024
31422BQW3	11956	FARMER MAC		12/20/2019	40,000,000.00	41,733,200.00	40,000,000.00	1.740	1.740	1,096	10/02/2023
31422BYV6	12115	FARMER MAC		04/27/2020	35,000,000.00	35,272,650.00	34,979,000.00	0.550	0.569	1,029	07/27/2023
3133EHW58	11374	Federal Farm Credit Bank		11/27/2017	10,000,000.00	10,027,400.00	9,997,100.00	1.900	1.910	57	11/27/2020
3133EKQU3	11778	Federal Farm Credit Bank		06/21/2019	30,000,000.00	31,852,500.00	29,984,700.00	1.950	1.961	1,351	06/13/2024
3133EKTV8	11784	Federal Farm Credit Bank		07/02/2019	12,000,000.00	12,727,440.00	11,998,320.00	1.900	1.903	1,369	07/01/2024
3133EKUA2	11785	Federal Farm Credit Bank		07/02/2019	15,000,000.00	15,575,850.00	14,989,800.00	1.850	1.870	853	02/01/2023
3133EKYJ9	11807	Federal Farm Credit Bank		08/08/2019	15,000,000.00	15,465,300.00	15,111,300.00	1.850	1.595	673	08/05/2022
3133EKZK5	11812	Federal Farm Credit Bank		08/14/2019	20,000,000.00	20,785,200.00	19,992,000.00	1.600	1.610	1,047	08/14/2023
3133EKA63	11814	Federal Farm Credit Bank		08/16/2019	10,000,000.00	10,507,200.00	9,982,800.00	1.600	1.636	1,415	08/16/2024

**Alameda County Investment Pool
Portfolio Management
Portfolio Details - Investments
September 30, 2020**

CUSIP	Investment #	Issuer	Average Balance	Purchase Date	Par Value	Market Value	Book Value	Stated Rate	YTM 365	Days to Maturity	Maturity Date
Agency Bullets (Aaa/AA+)											
3133EKM45	11845	Federal Farm Credit Bank		09/09/2019	10,000,000.00	10,256,400.00	9,989,100.00	1.500	1.537	705	09/06/2022
3133EKP67	11855	Federal Farm Credit Bank		09/17/2019	10,000,000.00	10,142,000.00	9,981,600.00	1.625	1.719	351	09/17/2021
3133ELDK7	11945	Federal Farm Credit Bank		12/16/2019	35,000,000.00	35,869,050.00	34,998,145.70	1.630	1.632	622	06/15/2022
3133ELDK7	11946	Federal Farm Credit Bank		12/16/2019	10,000,000.00	10,248,300.00	9,999,470.20	1.630	1.632	622	06/15/2022
3133ELDK7	11947	Federal Farm Credit Bank		12/16/2019	30,000,000.00	30,744,900.00	29,998,410.60	1.630	1.632	622	06/15/2022
3133ELKN3	12001	Federal Farm Credit Bank		01/31/2020	25,000,000.00	25,461,250.00	25,065,000.00	1.550	1.417	484	01/28/2022
3133ELHR8	12002	Federal Farm Credit Bank		01/31/2020	25,000,000.00	25,469,500.00	25,084,750.00	1.600	1.425	477	01/21/2022
3133ELZM9	12140	Federal Farm Credit Bank		05/15/2020	25,000,000.00	25,119,500.00	24,953,572.22	0.500	0.538	1,686	05/14/2025
3130A7CV5	10911	Federal Home Loan Bank		02/18/2016	5,000,000.00	5,023,450.00	4,979,800.00	1.375	1.459	140	02/18/2021
3130A7CV5	10912	Federal Home Loan Bank		02/18/2016	15,000,000.00	15,070,350.00	14,939,400.00	1.375	1.459	140	02/18/2021
3130AABG2	11148	Federal Home Loan Bank		11/30/2016	5,000,000.00	5,099,900.00	4,980,100.00	1.875	1.959	424	11/29/2021
3130AABG2	11149	Federal Home Loan Bank		11/30/2016	5,000,000.00	5,099,900.00	4,980,100.00	1.875	1.959	424	11/29/2021
3130AABG2	11150	Federal Home Loan Bank		11/30/2016	5,000,000.00	5,099,900.00	4,980,100.00	1.875	1.959	424	11/29/2021
3130AEWA4	11564	Federal Home Loan Bank		09/07/2018	15,000,000.00	15,000,000.00	14,967,750.00	2.625	2.733	0	10/01/2020
3130AEWA4	11565	Federal Home Loan Bank		09/07/2018	15,000,000.00	15,000,000.00	14,967,750.00	2.625	2.733	0	10/01/2020
3130AF5B9	11576	Federal Home Loan Bank		10/12/2018	10,000,000.00	10,294,800.00	9,993,500.00	3.000	3.023	376	10/12/2021
3130AF5B9	11577	Federal Home Loan Bank		10/12/2018	10,000,000.00	10,294,800.00	9,993,500.00	3.000	3.023	376	10/12/2021
3130AGLD5	11786	Federal Home Loan Bank		07/03/2019	15,000,000.00	15,197,700.00	15,014,070.00	1.875	1.827	279	07/07/2021
3130AGWK7	11815	Federal Home Loan Bank		08/16/2019	12,000,000.00	12,591,600.00	11,971,800.00	1.500	2.136	1,414	08/15/2024
3130AGWK7	11816	Federal Home Loan Bank		08/16/2019	20,000,000.00	20,986,000.00	19,953,000.00	1.500	1.549	1,414	08/15/2024
3130AGWK7	11817	Federal Home Loan Bank		08/16/2019	20,000,000.00	20,986,000.00	19,953,000.00	1.500	1.549	1,414	08/15/2024
313380GJ0	11888	Federal Home Loan Bank		10/30/2019	25,000,000.00	25,904,500.00	25,216,250.00	2.000	1.688	708	09/09/2022
313380GJ0	11889	Federal Home Loan Bank		10/30/2019	14,710,000.00	15,242,207.80	14,838,271.20	2.000	1.686	708	09/09/2022
3130AHJY0	11900	Federal Home Loan Bank		11/08/2019	20,000,000.00	20,332,800.00	19,965,800.00	1.625	1.711	414	11/19/2021
3130AHJY0	11901	Federal Home Loan Bank		11/08/2019	30,000,000.00	30,499,200.00	29,948,700.00	1.625	1.711	414	11/19/2021
3130AHSR5	11958	Federal Home Loan Bank		12/20/2019	15,000,000.00	15,274,350.00	14,983,800.00	1.625	1.680	445	12/20/2021
3130AHSR5	11959	Federal Home Loan Bank		12/20/2019	15,000,000.00	15,274,350.00	14,983,800.00	1.625	1.680	445	12/20/2021
3130AHSR5	11960	Federal Home Loan Bank		12/20/2019	9,000,000.00	9,164,610.00	8,990,280.00	1.625	1.680	445	12/20/2021
3130AJ7E3	12020	Federal Home Loan Bank		02/21/2020	14,000,000.00	14,392,420.00	13,974,240.00	1.375	1.438	869	02/17/2023
3130AJ7E3	12023	Federal Home Loan Bank		02/21/2020	15,000,000.00	15,420,450.00	14,972,400.00	1.375	1.438	869	02/17/2023
3130AK5E2	12220	Federal Home Loan Bank		09/11/2020	2,000,000.00	1,998,020.00	1,994,000.00	0.375	0.436	1,799	09/04/2025
3137EAEC9	11066	Federal Home Loan Mtg Corp		08/12/2016	10,000,000.00	10,084,700.00	9,949,200.00	1.125	1.230	315	08/12/2021
3137EA EK1	11367	Federal Home Loan Mtg Corp		11/15/2017	10,000,000.00	10,022,900.00	9,990,400.00	1.875	1.908	47	11/17/2020
3137EA EK1	11368	Federal Home Loan Mtg Corp		11/15/2017	10,000,000.00	10,022,900.00	9,990,400.00	1.875	1.908	47	11/17/2020
3137EAEL9	11446	Federal Home Loan Mtg Corp		02/16/2018	10,000,000.00	10,083,800.00	9,973,600.00	2.375	2.467	138	02/16/2021
3137EAEN5	11520	Federal Home Loan Mtg Corp		06/11/2018	15,000,000.00	16,014,000.00	14,918,400.00	2.750	2.867	991	06/19/2023

Portfolio POOL
RC
PM (PRF_PM2) 7.3.0

**Alameda County Investment Pool
Portfolio Management
Portfolio Details - Investments
September 30, 2020**

CUSIP	Investment #	Issuer	Average Balance	Purchase Date	Par Value	Market Value	Book Value	Stated Rate	YTM 365	Days to Maturity	Maturity Date
Agency Bullets (Aaa/AA+)											
3137EAEP0	12014	Federal Home Loan Mtg Corp		02/14/2020	15,000,000.00	15,743,700.00	14,988,450.00	1.500	1.516	1,595	02/12/2025
3137EAEP0	12015	Federal Home Loan Mtg Corp		02/14/2020	10,000,000.00	10,495,800.00	9,992,300.00	1.500	1.516	1,595	02/12/2025
3137EAER6	12129	Federal Home Loan Mtg Corp		05/07/2020	10,000,000.00	10,042,900.00	9,995,800.00	0.375	0.389	946	05/05/2023
3137EAER6	12130	Federal Home Loan Mtg Corp		05/07/2020	20,000,000.00	20,085,800.00	19,991,600.00	0.375	0.389	946	05/05/2023
3137EAER6	12131	Federal Home Loan Mtg Corp		05/07/2020	20,000,000.00	20,085,800.00	19,991,600.00	0.375	0.389	946	05/05/2023
31422BG53	12179	Federal Home Loan Mtg Corp		06/29/2020	15,000,000.00	15,027,300.00	14,988,000.00	0.350	0.380	1,093	09/29/2023
3137EAET2	12193	Federal Home Loan Mtg Corp		07/23/2020	5,000,000.00	4,995,450.00	4,988,700.00	0.125	0.238	662	07/25/2022
3137EAET2	12194	Federal Home Loan Mtg Corp		07/23/2020	10,000,000.00	9,990,900.00	9,977,400.00	0.125	0.238	662	07/25/2022
3137EAEU9	12195	Federal Home Loan Mtg Corp		07/23/2020	10,000,000.00	10,001,600.00	9,950,200.00	0.625	0.727	1,754	07/21/2025
3137EAUV7	12204	Federal Home Loan Mtg Corp		08/21/2020	10,000,000.00	10,006,800.00	9,989,800.00	0.250	0.284	1,057	08/24/2023
3137EAUV7	12205	Federal Home Loan Mtg Corp		08/21/2020	10,000,000.00	10,006,800.00	9,989,800.00	0.250	0.284	1,057	08/24/2023
3135G0S38	11184	Federal National Mtg Assn		01/09/2017	15,000,000.00	15,357,600.00	14,973,150.00	2.000	2.038	461	01/05/2022
3135G0T78	11331	Federal National Mtg Assn		10/06/2017	15,000,000.00	15,556,200.00	14,990,100.00	2.000	2.014	734	10/05/2022
3135G0T78	11332	Federal National Mtg Assn		10/06/2017	10,000,000.00	10,370,800.00	9,993,400.00	2.000	2.014	734	10/05/2022
3135G0U43	11568	Federal National Mtg Assn		09/14/2018	20,000,000.00	21,555,800.00	19,918,000.00	2.875	2.964	1,076	09/12/2023
3135G0U84	11588	Federal National Mtg Assn		11/01/2018	10,000,000.00	10,022,500.00	9,994,200.00	2.875	2.905	29	10/30/2020
3135G0U92	11644	Federal National Mtg Assn		01/11/2019	10,000,000.00	10,318,400.00	9,992,800.00	2.625	2.650	467	01/11/2022
3135G0U92	11645	Federal National Mtg Assn		01/11/2019	10,000,000.00	10,318,400.00	9,992,800.00	2.625	2.650	467	01/11/2022
3135G0V34	11657	Federal National Mtg Assn		02/08/2019	20,000,000.00	21,500,800.00	19,925,600.00	2.500	2.580	1,222	02/05/2024
3135G0V34	11658	Federal National Mtg Assn		02/08/2019	20,000,000.00	21,500,800.00	19,925,600.00	2.500	2.580	1,222	02/05/2024
3135G0V59	11718	Federal National Mtg Assn		04/12/2019	15,000,000.00	15,485,700.00	14,950,800.00	2.250	2.364	558	04/12/2022
3135G0V75	11788	Federal National Mtg Assn		07/08/2019	20,000,000.00	21,108,800.00	19,924,200.00	1.750	1.830	1,370	07/02/2024
3135G0W33	11840	Federal National Mtg Assn		09/06/2019	20,000,000.00	20,469,400.00	19,930,400.00	1.375	1.494	705	09/06/2022
3135G0W33	11841	Federal National Mtg Assn		09/06/2019	20,000,000.00	20,469,400.00	19,930,400.00	1.375	1.494	705	09/06/2022
3135G0W33	11842	Federal National Mtg Assn		09/06/2019	20,000,000.00	20,469,400.00	19,930,400.00	1.375	1.494	705	09/06/2022
3135G0W66	11872	Federal National Mtg Assn		10/18/2019	20,000,000.00	21,065,000.00	19,965,800.00	1.625	1.661	1,475	10/15/2024
3135G0W66	11875	Federal National Mtg Assn		10/18/2019	25,000,000.00	26,331,250.00	24,957,250.00	1.625	1.661	1,475	10/15/2024
3135G0W66	11876	Federal National Mtg Assn		10/18/2019	25,000,000.00	26,331,250.00	24,957,250.00	1.625	1.661	1,475	10/15/2024
3135G0W66	11918	Federal National Mtg Assn		11/22/2019	25,000,000.00	26,331,250.00	24,939,515.00	1.625	1.677	1,475	10/15/2024
3135G0X24	11969	Federal National Mtg Assn		01/10/2020	20,000,000.00	21,075,400.00	19,936,200.00	1.625	1.692	1,559	01/07/2025
3135G0X24	11970	Federal National Mtg Assn		01/10/2020	20,000,000.00	21,075,400.00	19,936,200.00	1.625	1.692	1,559	01/07/2025
3135G04Q3	12145	Federal National Mtg Assn		05/22/2020	20,000,000.00	20,014,400.00	19,939,800.00	0.250	0.351	963	05/22/2023
3135G04Q3	12146	Federal National Mtg Assn		05/22/2020	15,000,000.00	15,010,800.00	14,954,850.00	0.250	0.351	963	05/22/2023
3135G04Q3	12147	Federal National Mtg Assn		05/22/2020	15,000,000.00	15,010,800.00	14,954,850.00	0.250	0.351	963	05/22/2023
3135G04Z3	12171	Federal National Mtg Assn		06/19/2020	20,000,000.00	20,092,200.00	19,958,600.00	0.500	0.550	1,720	06/17/2025
3135G04Z3	12172	Federal National Mtg Assn		06/19/2020	15,000,000.00	15,069,150.00	14,968,950.00	0.500	0.550	1,720	06/17/2025

**Alameda County Investment Pool
Portfolio Management
Portfolio Details - Investments
September 30, 2020**

CUSIP	Investment #	Issuer	Average Balance	Purchase Date	Par Value	Market Value	Book Value	Stated Rate	YTM 365	Days to Maturity	Maturity Date
Agency Bullets (Aaa/AA+)											
3135G05G4	12183	Federal National Mtg Assn		07/10/2020	10,000,000.00	9,997,900.00	9,978,500.00	0.250	0.322	1,012	07/10/2023
Subtotal and Average			1,668,304,258.25		1,643,710,000.00	1,698,269,797.80	1,642,055,594.92		1.740	905	
Federal Agency Disc. -Amortizing											
313384M48	12109	Federal Home Loan Bk Disc Note		04/24/2020	20,000,000.00	19,999,200.00	19,985,455.56	0.140	0.144	27	10/28/2020
313396M42	12111	Freddie Mac Discount Notes		04/24/2020	30,000,000.00	29,998,800.00	29,981,300.00	0.120	0.123	27	10/28/2020
Subtotal and Average			74,954,672.22		50,000,000.00	49,998,000.00	49,966,755.56		0.132	27	
Treasury Notes and Bonds											
912828F21	11712	U.S. Treasury		04/11/2019	50,000,000.00	50,992,000.00	49,771,484.39	2.125	2.316	364	09/30/2021
912828D1	11744	U.S. Treasury		04/29/2019	50,000,000.00	51,781,500.00	48,093,750.00	1.375	2.304	1,064	08/31/2023
912828S92	11791	U.S. Treasury		07/16/2019	50,000,000.00	51,549,000.00	48,804,687.50	1.250	1.867	1,033	07/31/2023
912828S8	11808	U.S. Treasury		08/13/2019	50,000,000.00	51,431,500.00	50,044,921.90	1.625	1.595	699	08/31/2022
912828D1	11832	U.S. Treasury		08/28/2019	50,000,000.00	51,781,500.00	49,966,796.89	1.375	1.392	1,064	08/31/2023
912828S92	11843	U.S. Treasury		09/06/2019	50,000,000.00	51,549,000.00	49,636,718.75	1.250	1.442	1,033	07/31/2023
912828YC8	11844	U.S. Treasury		09/06/2019	50,000,000.00	50,625,000.00	49,974,609.39	1.500	1.526	334	08/31/2021
912828VB3	11862	U.S. Treasury		09/26/2019	50,000,000.00	52,099,500.00	50,253,906.25	1.750	1.605	956	05/15/2023
912828Y87	11919	U.S. Treasury		11/22/2019	50,000,000.00	52,961,000.00	50,298,828.15	1.750	1.617	1,399	07/31/2024
912828Y87	11936	U.S. Treasury		12/10/2019	50,000,000.00	52,961,000.00	50,134,765.65	1.750	1.689	1,399	07/31/2024
912828S27	11951	U.S. Treasury		12/16/2019	50,000,000.00	50,375,000.00	49,587,890.64	1.125	1.669	272	06/30/2021
9128287A2	11997	U.S. Treasury		01/31/2020	50,000,000.00	50,558,500.00	50,121,093.75	1.625	1.451	272	06/30/2021
912828G53	11998	U.S. Treasury		01/31/2020	50,000,000.00	51,011,500.00	50,437,500.00	1.875	1.389	425	11/30/2021
912828YJ3	11999	U.S. Treasury		01/31/2020	50,000,000.00	50,679,500.00	50,070,312.50	1.500	1.414	364	09/30/2021
912828F6	12000	U.S. Treasury		01/31/2020	50,000,000.00	50,449,000.00	49,769,531.25	1.125	1.421	334	08/31/2021
Subtotal and Average			746,966,797.01		750,000,000.00	770,804,500.00	746,966,797.01		1.644	733	
Agency Callables (Aaa/AA+)											
31422BRL6	11965	FARMER MAC		12/27/2019	25,000,000.00	25,430,000.00	25,000,000.00	1.900	1.900	1,548	12/27/2024
3133ELGX6	11975	Federal Farm Credit Bank		01/17/2020	15,000,000.00	15,049,950.00	14,995,500.00	1.580	1.595	469	01/13/2022
3133ELMD3	12008	Federal Farm Credit Bank		02/10/2020	10,000,000.00	10,043,900.00	10,000,000.00	1.600	1.600	862	02/10/2023
3130AHD67	11877	Federal Home Loan Bank		10/22/2019	14,765,000.00	14,775,040.20	14,765,000.00	2.000	2.000	1,476	10/16/2024
3134GBYF3	11308	Federal Home Loan Mtg Corp		07/27/2017	10,000,000.00	10,053,300.00	10,000,000.00	1.800	1.800	118	01/27/2021
3134GTKG7	11750	Federal Home Loan Mtg Corp		05/03/2019	20,000,000.00	20,236,800.00	20,000,000.00	2.600	2.600	1,310	05/03/2024
3134GUNE6	11902	Federal Home Loan Mtg Corp		11/12/2019	10,000,000.00	10,013,600.00	10,000,000.00	2.000	2.000	1,503	11/12/2024
3134GUWP1	11929	Federal Home Loan Mtg Corp		11/27/2019	10,000,000.00	10,019,300.00	10,000,000.00	1.800	1.800	1,152	11/27/2023

**Alameda County Investment Pool
Portfolio Management
Portfolio Details - Investments
September 30, 2020**

CUSIP	Investment #	Issuer	Average Balance	Purchase Date	Par Value	Market Value	Book Value	Stated Rate	YTM 365	Days to Maturity	Maturity Date
Agency Callables (Aaa/AA+)											
3134GUWN6	11934	Federal Home Loan Mtg Corp		12/09/2019	25,000,000.00	25,059,250.00	25,000,000.00	1.700	1.700	799	12/09/2022
3134GUVJ6	11941	Federal Home Loan Mtg Corp		12/11/2019	25,000,000.00	25,062,000.00	25,000,000.00	1.800	1.800	1,166	12/11/2023
3134GUH29	11967	Federal Home Loan Mtg Corp		12/30/2019	15,000,000.00	15,051,300.00	15,000,000.00	1.850	1.850	1,183	12/28/2023
31422BUH1	12007	Federal Home Loan Mtg Corp		02/10/2020	10,000,000.00	10,048,200.00	10,000,000.00	1.680	0.487	862	02/10/2023
31422BUS7	12016	Federal Home Loan Mtg Corp		02/18/2020	25,000,000.00	25,397,500.00	25,000,000.00	1.680	1.680	1,601	02/18/2025
3134GVKF4	12100	Federal Home Loan Mtg Corp		04/17/2020	15,000,000.00	15,003,300.00	15,000,000.00	1.200	1.200	1,658	04/16/2025
3134GVKB3	12101	Federal Home Loan Mtg Corp		04/17/2020	25,000,000.00	25,005,250.00	25,000,000.00	1.000	1.000	1,658	04/16/2025
3134VKE7	12105	Federal Home Loan Mtg Corp		04/22/2020	25,000,000.00	25,000,000.00	25,000,000.00	1.050	1.050	1,299	04/22/2024
3134GVMP0	12113	Federal Home Loan Mtg Corp		04/27/2020	25,000,000.00	25,002,000.00	25,000,000.00	0.810	0.810	1,121	10/27/2023
3134GVL7	12114	Federal Home Loan Mtg Corp		04/27/2020	10,000,000.00	10,000,700.00	10,000,000.00	0.800	0.800	1,121	10/27/2023
3134GVPB8	12116	Federal Home Loan Mtg Corp		04/27/2020	15,000,000.00	15,003,150.00	15,000,000.00	0.670	0.670	938	04/27/2023
3134GVPL6	12123	Federal Home Loan Mtg Corp		04/30/2020	15,000,000.00	15,001,950.00	14,995,500.00	0.650	0.659	1,124	10/30/2023
3134GVWR5	12144	Federal Home Loan Mtg Corp		05/22/2020	25,000,000.00	25,023,000.00	25,000,000.00	0.625	0.625	1,694	05/22/2025
3134GVW95	12177	Federal Home Loan Mtg Corp		06/24/2020	10,840,000.00	10,847,046.00	10,840,000.00	0.550	0.550	1,362	06/24/2024
3134GVX29	12178	Federal Home Loan Mtg Corp		06/24/2020	25,000,000.00	25,013,750.00	25,000,000.00	0.640	0.640	1,362	06/24/2024
3134GVY44	12180	Federal Home Loan Mtg Corp		06/29/2020	17,200,000.00	17,210,320.00	17,200,000.00	0.450	0.450	1,184	12/29/2023
3134GV4T2	12182	Federal Home Loan Mtg Corp		07/08/2020	10,000,000.00	9,984,400.00	10,000,000.00	0.550	0.550	1,194	01/08/2024
3134GWAS5	12186	Federal Home Loan Mtg Corp		07/22/2020	10,000,000.00	9,967,900.00	10,000,000.00	0.550	0.550	1,390	07/22/2024
3134GWND4	12199	Federal Home Loan Mtg Corp		08/12/2020	15,000,000.00	14,969,400.00	15,000,000.00	0.600	0.600	1,776	08/12/2025
3134GW3B05	12217	Federal Home Loan Mtg Corp		09/02/2020	15,000,000.00	15,004,950.00	15,000,000.00	0.700	0.700	1,797	09/02/2025
3134GWN44	12219	Federal Home Loan Mtg Corp		09/11/2020	15,000,000.00	14,988,600.00	15,000,000.00	0.450	0.450	1,441	09/11/2024
3134GWUY0	12246	Federal Home Loan Mtg Corp		09/30/2020	15,000,000.00	14,972,550.00	15,000,000.00	0.400	0.400	1,551	12/30/2024
3134GWVJ2	12247	Federal Home Loan Mtg Corp		09/30/2020	15,000,000.00	15,000,000.00	15,000,000.00	0.400	0.400	1,460	09/30/2024
3134GWVX0	12248	Federal Home Loan Mtg Corp		09/30/2020	15,000,000.00	14,976,900.00	15,000,000.00	0.400	0.400	1,460	09/30/2024
3134GWVJ2	12249	Federal Home Loan Mtg Corp		09/30/2020	10,000,000.00	10,000,000.00	10,000,000.00	0.400	0.400	1,460	09/30/2024
3134GWXG69	12250	Federal Home Loan Mtg Corp		09/30/2020	10,000,000.00	9,982,300.00	10,000,000.00	0.430	0.430	1,551	12/30/2024
3134GWUY0	12251	Federal Home Loan Mtg Corp		09/30/2020	10,000,000.00	9,981,700.00	10,000,000.00	0.400	0.400	1,551	12/30/2024
3136G05D9	11745	Federal National Mtg Assn		04/29/2019	25,000,000.00	25,052,750.00	24,734,250.00	1.660	2.358	50	11/20/2020
3136G4UA9	11983	Federal National Mtg Assn		01/27/2020	10,000,000.00	10,041,900.00	9,995,000.00	1.700	1.717	848	01/27/2023
3135G03Q4	12106	Federal National Mtg Assn		04/23/2020	15,000,000.00	15,006,000.00	15,000,000.00	1.100	1.115	1,665	04/23/2025
3136G4WJ8	12165	Federal National Mtg Assn		06/11/2020	10,000,000.00	10,017,300.00	10,000,000.00	0.800	0.800	1,714	06/11/2025
3135G04R1	12168	Federal National Mtg Assn		06/16/2020	20,000,000.00	20,000,800.00	19,999,666.67	0.500	0.512	966	05/25/2023
3136G4XV0	12181	Federal National Mtg Assn		06/30/2020	15,000,000.00	15,012,150.00	15,000,000.00	0.730	0.730	1,733	06/30/2025
3136G4ZJ5	12184	Federal National Mtg Assn		07/21/2020	10,000,000.00	9,992,100.00	10,000,000.00	0.625	0.625	1,754	07/21/2025
3136G4A86	12185	Federal National Mtg Assn		07/21/2020	8,000,000.00	7,970,800.00	7,984,000.00	0.500	0.541	1,754	07/21/2025
3135G05X7	12209	Federal National Mtg Assn		08/27/2020	15,000,000.00	14,952,750.00	14,929,800.00	0.375	0.470	1,789	08/25/2025

Portfolio POOL
RC
PM (PRF_PM2) 7.3.0

**Alameda County Investment Pool
Portfolio Management
Portfolio Details - Investments
September 30, 2020**

CUSIP	Investment #	Issuer	Average Balance	Purchase Date	Par Value	Market Value	Book Value	Stated Rate	YTM 365	Days to Maturity	Maturity Date
Agency Callables (Aaa/AA+)											
3135G05X7	12210	Federal National Mtg Assn		08/27/2020	10,000,000.00	9,968,500.00	9,953,200.00	0.375	0.470	1,789	08/25/2025
3136G42F9	12211	Federal National Mtg Assn		08/27/2020	10,000,000.00	10,008,400.00	10,000,000.00	0.625	0.625	1,791	08/27/2025
3136G4U43	12212	Federal National Mtg Assn		08/28/2020	4,000,000.00	4,001,840.00	4,000,000.00	0.450	0.450	1,335	05/28/2024
Subtotal and Average			728,133,990.00		714,805,000.00	716,204,596.20	714,391,916.67		1.077	1,311	
Asset Backed Securities											
02008QAB6	11770	Ally Auto Receivables Trust		06/11/2019	1,482,989.29	1,488,179.75	1,482,839.21	2.340	2.300	652	07/15/2022
02007RAC3	11856	Ally Auto Receivables Trust		09/17/2019	9,500,000.00	9,686,770.00	9,499,732.10	1.300	1.283	1,322	05/15/2024
02007TAC9	11942	Ally Auto Receivables Trust		12/11/2019	3,250,000.00	3,306,777.50	3,249,440.35	1.840	1.033	1,353	06/15/2024
05588CAC6	11858	BMW Vehicle Owner Trust		09/18/2019	4,500,000.00	4,581,360.00	4,499,395.20	1.920	1.934	1,211	01/25/2024
05588CAB8	11860	BMW Vehicle Owner Trust		09/18/2019	1,538,702.62	1,545,642.17	1,538,670.15	2.050	2.060	601	05/25/2022
14315XAB4	11976	CarMax Auto Owner Trust		01/22/2020	3,182,482.44	3,209,342.59	3,182,270.49	1.300	1.308	928	04/17/2023
14315XAC2	11977	CarMax Auto Owner Trust		01/22/2020	3,000,000.00	2,999,411.40	2,999,411.40	1.300	1.291	1,537	12/16/2024
14042WAC4	11760	Capital One Prime Auto Rec		05/30/2019	3,000,000.00	3,068,130.00	2,999,392.20	2.510	2.533	1,140	11/15/2023
14043TAF3	11859	Capital One Prime Auto Rec		09/18/2019	5,000,000.00	5,108,950.00	4,999,719.00	1.920	1.930	1,322	05/15/2024
14043MAC5	12019	Capital One Prime Auto Rec		02/19/2020	6,000,000.00	6,132,840.00	5,998,724.40	1.600	1.615	1,506	11/15/2024
14043MAC5	12043	Capital One Prime Auto Rec		03/18/2020	7,000,000.00	7,154,980.00	6,882,968.75	1.600	2.360	1,506	11/15/2024
254683CM5	11892	Dexia Credit Card		10/31/2019	9,650,000.00	9,971,924.00	9,647,927.18	1.890	1.907	1,475	10/15/2024
31680YAB3	11752	Fifth Third Auto Trust		05/08/2019	747,419.11	749,661.37	747,377.93	2.660	2.679	592	05/16/2022
34532DAD9	11777	Ford Credit Auto Owner Trust		06/21/2019	9,500,000.00	9,694,275.00	9,498,136.10	2.235	2.255	1,109	10/15/2023
34528DAE3	11800	Ford Credit Auto Owner Trust		07/30/2019	3,200,000.00	3,268,992.00	3,199,557.12	2.270	2.289	775	11/15/2022
34528DAD5	11801	Ford Credit Auto Owner Trust		07/30/2019	10,000,000.00	10,136,100.00	9,998,254.00	2.220	2.188	744	10/15/2022
34531KAD4	11915	Ford Credit Auto Owner Trust		11/22/2019	10,000,000.00	10,225,300.00	9,999,426.00	1.300	1.283	1,261	03/15/2024
34531MAB4	11986	Ford Credit Auto Owner Trust		01/28/2020	4,500,000.00	4,530,150.00	4,499,745.75	2.080	2.094	652	07/15/2022
34531MAD0	11987	Ford Credit Auto Owner Trust		01/28/2020	4,000,000.00	4,064,800.00	3,999,805.60	2.090	2.102	895	03/15/2023
36257FAD2	11726	GM Financial		04/17/2019	4,000,000.00	4,084,560.00	3,999,674.40	2.650	2.668	1,233	02/16/2024
36257FAB6	11727	GM Financial		04/17/2019	269,415.64	269,709.30	269,391.39	2.660	2.681	623	06/16/2022
36257AAD3	11751	GM Financial		05/08/2019	1,750,000.00	1,765,522.50	1,749,939.63	2.670	2.687	536	03/21/2022
36257PAD0	11797	GM Financial		07/24/2019	3,000,000.00	3,066,150.00	2,999,634.60	1.300	1.309	1,293	04/16/2024
38013TAD3	11810	GM Financial		08/14/2019	5,500,000.00	5,566,165.00	5,499,393.35	2.030	1.973	627	06/20/2022
38013TAE1	11811	GM Financial		08/14/2019	2,500,000.00	2,544,525.00	2,499,765.00	2.030	1.988	1,022	07/20/2023
36258NAC6	11972	GM Financial		01/15/2020	2,500,000.00	2,560,775.00	2,499,411.25	1.840	1.858	1,446	09/16/2024
36258NAB8	11973	GM Financial		01/15/2020	1,030,878.59	1,036,290.70	1,030,834.37	1.830	1.840	838	01/17/2023
36259KAD9	12018	GM Financial		02/19/2020	2,750,000.00	2,791,387.50	2,749,752.50	1.670	1.622	810	12/20/2022
44932NAB6	11703	Hyundai Auto Rec Trust		04/10/2019	375,407.50	376,248.41	375,406.94	2.670	2.685	440	12/15/2021

**Alameda County Investment Pool
Portfolio Management
Portfolio Details - Investments
September 30, 2020**

CUSIP	Investment #	Issuer	Average Balance	Purchase Date	Par Value	Market Value	Book Value	Stated Rate	YTM 365	Days to Maturity	Maturity Date
Asset Backed Securities											
44932NAD2	11706	Hyundai Auto Rec Trust		04/10/2019	3,000,000.00	3,060,660.00	2,999,605.20	2.660	2.630	987	06/15/2023
43815NAC8	11829	Hyundai Auto Rec Trust		08/27/2019	4,750,000.00	4,840,487.50	4,749,960.58	1.780	1.787	1,048	08/15/2023
44891JAC2	11894	Hyundai Auto Rec Trust		11/06/2019	3,500,000.00	3,576,440.00	3,499,838.65	1.940	1.950	1,232	02/15/2024
44891JAB4	11895	Hyundai Auto Rec Trust		11/06/2019	1,474,026.90	1,482,001.39	1,473,935.66	1.930	1.942	652	07/15/2022
43813VAC2	11923	Hyundai Auto Rec Trust		11/26/2019	13,500,000.00	13,806,450.00	13,497,594.30	1.830	1.846	1,204	01/18/2024
43813VAB4	11924	Hyundai Auto Rec Trust		11/26/2019	10,216,960.32	10,289,909.42	10,216,328.91	1.860	1.872	625	06/18/2022
43813RAC1	12024	Hyundai Auto Rec Trust		02/26/2020	10,000,000.00	10,235,600.00	9,998,040.00	1.610	1.625	1,299	04/22/2024
41284WAB6	11780	Harley Davidson Motorcycle		06/26/2019	684,458.27	686,135.19	684,449.71	2.370	2.383	591	05/15/2022
41284UAD6	11988	Harley Davidson Motorcycle		01/29/2020	2,775,000.00	2,820,926.25	2,774,394.77	1.870	1.887	1,475	10/15/2024
477870AC3	11798	John Deere Owner Trust		07/24/2019	1,250,000.00	1,279,625.00	1,249,734.63	2.210	2.107	1,170	12/15/2023
58769TAD7	11861	Mercedes Benz Auto Rec		09/25/2019	8,250,000.00	8,432,902.50	8,248,863.98	1.940	1.954	1,261	03/15/2024
65479NAB0	11984	Nissan Auto Lease Trust		01/27/2020	7,576,291.44	7,630,386.16	7,575,869.44	1.800	1.811	592	05/16/2022
65479NAD6	11985	Nissan Auto Lease Trust		01/27/2020	4,750,000.00	4,837,780.00	4,749,662.75	1.800	1.813	592	05/16/2022
89233MAD5	11905	Toyota Auto Rec Owners Trust		11/13/2019	7,000,000.00	7,165,410.00	6,999,494.60	1.920	1.931	1,202	01/16/2024
98162GAD4	11820	World Omni Automobile Lease		08/21/2019	4,800,000.00	4,898,064.00	4,799,216.16	2.030	2.049	775	11/15/2022
98162RAB4	11906	World Omni Automobile Lease		11/14/2019	4,953,931.73	4,988,807.41	4,953,766.77	1.960	1.970	867	02/15/2023
98162HAC4	12010	World Omni Automobile Lease		02/12/2020	5,250,000.00	5,357,677.50	5,249,510.18	1.700	1.712	836	01/15/2023
Subtotal and Average			218,607,904.99		216,457,963.85	220,374,181.51	216,316,262.65		1.886	1,071	
Municipal Bonds											
072024WP3	12038	Bay Area Ca Tran		03/17/2020	10,000,000.00	10,543,200.00	10,264,600.00	2.254	1.570	1,278	04/01/2024
072024WP3	12039	Bay Area Ca Tran		03/17/2020	10,000,000.00	10,543,200.00	10,264,600.00	2.254	1.575	1,278	04/01/2024
13063DRJ9	11878	St. of California		10/24/2019	5,000,000.00	5,279,450.00	5,100,050.00	2.400	1.870	1,095	10/01/2023
13032UUZ9	11920	St. of California		11/25/2019	2,000,000.00	2,041,520.00	2,000,000.00	1.893	1.880	608	06/01/2022
13032UUY2	11921	St. of California		11/25/2019	4,000,000.00	4,034,720.00	4,000,000.00	1.896	1.875	243	06/01/2021
Subtotal and Average			31,629,250.00		31,000,000.00	32,442,090.00	31,629,250.00		1.678	1,075	
Total and Average			6,426,312,704.56		6,486,775,963.85	6,592,050,974.09	6,483,185,262.84		1.242	647	

**Alameda County Investment Pool
Portfolio Management
Portfolio Details - Cash
September 30, 2020**

CUSIP	Investment #	Issuer	Average Balance	Purchase Date	Par Value	Market Value	Book Value	Stated Rate	YTM 365	Days to Maturity
Average Balance			0.00							0
Total Cash and Investments			6,426,312,704.56		6,486,775,963.85	6,592,050,974.09	6,483,185,262.84		1.242	647

**Alameda County Investment Pool
Transaction Activity Report
September 1, 2020 - September 30, 2020
Sorted by Fund - Transaction Date
All Funds**

Investment #	Fund	CUSIP	Inv Descrip	TransactionType	TransactionDate	Issuer	New Principal	Principal Paydowns	Interest	Total Cash
12216	100	48125PZ71	JPM 0.1% MAT	Purchase	09/01/2020	J.P. Morgan	50,000,000.00			-50,000,000.00
10927	100	478160BS2	JOHNSON &	Interest	09/01/2020	Johnson & Johnson			16,500.00	16,500.00
12075	100	254687FJ0	DISNEY WALT CO,	Interest	09/01/2020	WALT DISNEY			41,250.00	41,250.00
12075	100	254687FJ0	DISNEY WALT CO,	Accr Int	09/01/2020	WALT DISNEY		5,958.33	-5,958.33	0.00
12152	100	SYS12152	CBC 1.0% MAT	Interest	09/01/2020	California Bank of C			6,396.49	6,396.49
12154	100	SYS12154	CBC 1.0% MAT	Interest	09/01/2020	California Bank of C			4,264.33	4,264.33
12217	100	3134GW3B05	FHLMC 0.7% MAT	Purchase	09/02/2020	Federal Home Loan	15,000,000.00			-15,000,000.00
12122	100	87019VE45	SWEDBK 0.42% MAT	Redemption	09/02/2020	SWEDISH BANK NY		50,000,000.00		50,000,000.00
12122	100	87019VE45	SWEDBK 0.42% MAT	Interest	09/02/2020	SWEDISH BANK NY			72,916.67	72,916.67
11226	100	478160CD4	JOHNSON &	Interest	09/03/2020	Johnson & Johnson			123,750.00	123,750.00
11904	100	SYS11904	EWEST 2.5% MAT	Interest	09/03/2020	East West Bank			45,359.03	45,359.03
12085	100	SYS12085	BRIDGE 1.5% MAT	Interest	09/03/2020	Bridge Bank			12,916.67	12,916.67
12086	100	SYS12086	BSB 1.5% MAT	Interest	09/03/2020	Beneficial State Ban			12,916.67	12,916.67
12121	100	SYS12121	EWEST 0.7% MAT	Interest	09/03/2020	East West Bank			19,439.58	19,439.58
12004	100	SYS12004	BANKSF 2.0% MAT	Interest	09/04/2020	Bank of San Francisc			6,587.50	6,587.50
11839	100	14913Q3A5	CAT 1.9% MAT	Interest	09/06/2020	Caterpillar Inc.			57,000.00	57,000.00
11894	100	44891JAC2	HART 1.94% MAT	Interest	09/06/2020	Hyundai Auto Rec Tru			5,662.22	5,662.22
11894	100	44891JAC2	HART 1.94% MAT	Redemption	09/06/2020	Hyundai Auto Rec Tru		84,415.99		84,415.99
12027	100	SYS12027	CBB 1.85% MAT	Redemption	09/07/2020	Community Bank of th		5,000,000.00		5,000,000.00
12027	100	SYS12027	CBB 1.85% MAT	Interest	09/07/2020	Community Bank of th			30,718.42	30,718.42
12040	100	14913Q2N8	CATERPILLAR FINL	Interest	09/07/2020	Caterpillar Inc.			71,111.25	71,111.25
12040	100	14913Q2N8	CATERPILLAR FINL	Accr Int	09/07/2020	Caterpillar Inc.		3,950.63	-3,950.63	0.00
12218	100	SYS12218	CBB 1.0% MAT	Purchase	09/08/2020	Community Bank of th	5,000,000.00			-5,000,000.00
11840	100	3135G0W33	FNMA 1.375% MAT	Interest	09/09/2020	Federal National Mtg			137,500.00	137,500.00
11841	100	3135G0W33	FNMA 1.375% MAT	Interest	09/09/2020	Federal National Mtg			137,500.00	137,500.00
11842	100	3135G0W33	FNMA 1.375% MAT	Interest	09/09/2020	Federal National Mtg			137,500.00	137,500.00
11845	100	3133EKM45	FEDERAL FARM CR	Interest	09/09/2020	Federal Farm Credit			75,000.00	75,000.00
11888	100	313380GJ0	FEDERAL HOME	Interest	09/09/2020	Federal Home Loan			250,000.00	250,000.00
11889	100	313380GJ0	FEDERAL HOME	Interest	09/09/2020	Federal Home Loan			147,100.00	147,100.00
11916	100	89236TEC5	TOYOTA MOTOR	Interest	09/09/2020	TOYOTA MOTOR			53,750.00	53,750.00
11917	100	89236TEC5	TOYOTA MOTOR	Interest	09/09/2020	TOYOTA MOTOR			161,250.00	161,250.00
12026	100	89788JAB5	TRUIST BK GLOBAL	Interest	09/09/2020	Truist Bank			62,500.00	62,500.00
12161	100	3134GVK23	FEDERAL HOME LN	Redemption	09/10/2020	Federal Home Loan		20,000,000.00		20,000,000.00
12161	100	3134GVK23	FEDERAL HOME LN	Interest	09/10/2020	Federal Home Loan			47,500.00	47,500.00

Portfolio POOL

RC

**Alameda County Investment Pool
Transaction Activity Report
Sorted by Fund - Transaction Date**

Investment #	Fund	CUSIP	Inv Descrip	TransactionType	TransactionDate	Issuer	New Principal	Principal Paydowns	Interest	Total Cash
12220	100	3130AK5E2	FEDERAL HOME	Purchase	09/11/2020	Federal Home Loan	1,994,000.00			-1,994,000.00
12219	100	3134GWN44	FEDERAL HOME LN	Purchase	09/11/2020	Federal Home Loan	15,000,000.00			-15,000,000.00
11938	100	3130AHP31	FEDERAL HOME	Redemption	09/11/2020	Federal Home Loan		15,000,000.00		15,000,000.00
11939	100	3130AHP31	FEDERAL HOME	Redemption	09/11/2020	Federal Home Loan		10,000,000.00		10,000,000.00
11940	100	3130AHP31	FEDERAL HOME	Redemption	09/11/2020	Federal Home Loan		10,000,000.00		10,000,000.00
11948	100	3130AHP31	FEDERAL HOME	Redemption	09/11/2020	Federal Home Loan		25,000,000.00		25,000,000.00
12059	100	24422ETB5	DELL 2.45% MAT	Redemption	09/11/2020	John Deere		9,707,000.00		9,707,000.00
11851	100	037833DM9	APPLE INC, SR NT	Interest	09/11/2020	Apple Inc.			27,000.00	27,000.00
11852	100	037833DL1	APPLE INC, SR GLBL	Interest	09/11/2020	Apple Inc.			8,500.00	8,500.00
11938	100	3130AHP31	FEDERAL HOME	Interest	09/11/2020	Federal Home Loan			75,000.00	75,000.00
11939	100	3130AHP31	FEDERAL HOME	Interest	09/11/2020	Federal Home Loan			50,000.00	50,000.00
11940	100	3130AHP31	FEDERAL HOME	Interest	09/11/2020	Federal Home Loan			50,000.00	50,000.00
11943	100	037833DM9	APPLE INC, SR NT	Interest	09/11/2020	Apple Inc.			81,000.00	81,000.00
11948	100	3130AHP31	FEDERAL HOME	Interest	09/11/2020	Federal Home Loan			125,000.00	125,000.00
12059	100	24422ETB5	DELL 2.45% MAT	Interest	09/11/2020	John Deere			118,910.75	118,910.75
12059	100	24422ETB5	DELL 2.45% MAT	Accr Int	09/11/2020	John Deere		5,945.54	-5,945.54	0.00
11568	100	3135G0U43	FEDERAL NATL MTG	Interest	09/12/2020	Federal National Mtg			287,500.00	287,500.00
12035	100	SYS12035	SELFHP 2.1% MAT	Interest	09/13/2020	Self-Help Federal Cr			182.99	182.99
12222	100	14913R2F3	CAT 0.45% MAT	Purchase	09/14/2020	Caterpillar Inc.	9,993,200.00			-9,993,200.00
12223	100	89114NS97	TD 0.24% MAT	Purchase	09/14/2020	Toronto Dominion	50,000,000.00			-50,000,000.00
12224	100	89114NS89	TD 0.19% MAT	Purchase	09/14/2020	Toronto Dominion	50,000,000.00			-50,000,000.00
11567	100	88579YBA8	3M CO, FR	Interest	09/14/2020	3M Corp			60,000.00	60,000.00
12225	100	06367BUX5	BMO 0.17% MAT	Purchase	09/15/2020	Bank of Montreal	50,000,000.00			-50,000,000.00
12041	100	68389XBK0	ORACLE CORP, SR	Interest	09/15/2020	Oracle Corp.			47,500.00	47,500.00
12041	100	68389XBK0	ORACLE CORP, SR	Accr Int	09/15/2020	Oracle Corp.		527.78	-527.78	0.00
12048	100	68389XBK0	ORACLE CORP, SR	Interest	09/15/2020	Oracle Corp.			99,398.50	99,398.50
12048	100	68389XBK0	ORACLE CORP, SR	Accr Int	09/15/2020	Oracle Corp.		2,208.86	-2,208.86	0.00
11703	100	44932NAB6	HART 2.67% MAT	Interest	09/15/2020	Hyundai Auto Rec Tru			1,173.55	1,173.55
11703	100	44932NAB6	HART 2.67% MAT	Redemption	09/15/2020	Hyundai Auto Rec Tru		159,024.70		159,024.70
11706	100	44932NAD2	HART 2.66% MAT	Interest	09/15/2020	Hyundai Auto Rec Tru			6,650.00	6,650.00
11706	100	44932NAD2	HART 2.66% MAT	Redemption	09/15/2020	Hyundai Auto Rec Tru		93,428.06		93,428.06
11770	100	02008QAB6	ALLYA 2.34% MAT	Interest	09/15/2020	Ally Auto Receivable			3,601.27	3,601.27
11770	100	02008QAB6	ALLYA 2.34% MAT	Redemption	09/15/2020	Ally Auto Receivable		380,806.70		380,806.70
11777	100	34532DAD9	FORDO 2.235% MAT	Interest	09/15/2020	Ford Credit Auto Own			17,654.16	17,654.16
11777	100	34532DAD9	FORDO 2.235% MAT	Redemption	09/15/2020	Ford Credit Auto Own		264,908.90		264,908.90
11780	100	41284WAB6	HDMOT 2.37% MAT	Interest	09/15/2020	Harley Davidson Moto			1,847.36	1,847.36
11780	100	41284WAB6	HDMOT 2.37% MAT	Redemption	09/15/2020	Harley Davidson Moto		261,309.12		261,309.12
11798	100	477870AC3	JDOT 2.21% MAT	Interest	09/15/2020	John Deere Owner			2,302.08	2,302.08
11798	100	477870AC3	JDOT 2.21% MAT	Redemption	09/15/2020	John Deere Owner		32,809.93		32,809.93
11800	100	34528DAE3	FORDL 2.27% MAT	Interest	09/15/2020	Ford Credit Auto Own			6,053.33	6,053.33

**Alameda County Investment Pool
Transaction Activity Report
Sorted by Fund - Transaction Date**

Investment #	Fund	CUSIP	Inv Descrip	TransactionType	TransactionDate	Issuer	New Principal	Principal Paydowns	Interest	Total Cash
11800	100	34528DAE3	FORDL 2.27% MAT	Redemption	09/15/2020	Ford Credit Auto Own		122,903.55		122,903.55
11801	100	34528DAD5	FORDL 2.22% MAT	Interest	09/15/2020	Ford Credit Auto Own			18,500.00	18,500.00
11801	100	34528DAD5	FORDL 2.22% MAT	Redemption	09/15/2020	Ford Credit Auto Own		398,475.47		398,475.47
11856	100	02007RAC3	ALLYA 1.3% MAT	Interest	09/15/2020	Ally Auto Receivable			10,298.01	10,298.01
11856	100	02007RAC3	ALLYA 1.3% MAT	Redemption	09/15/2020	Ally Auto Receivable		224,910.47		224,910.47
11859	100	14043TAF3	COPAR 1.92% MAT	Interest	09/15/2020	Capital One Prime Au			8,006.58	8,006.58
11859	100	14043TAF3	COPAR 1.92% MAT	Redemption	09/15/2020	Capital One Prime Au		117,136.18		117,136.18
11861	100	58769TAD7	MBART 1.94% MAT	Interest	09/15/2020	Mercedes Benz Auto			13,337.50	13,337.50
11861	100	58769TAD7	MBART 1.94% MAT	Redemption	09/15/2020	Mercedes Benz Auto		201,705.52		201,705.52
11892	100	254683CM5	DEXCRD 1.89% MAT	Interest	09/15/2020	Dexia Credit Card			15,242.39	15,242.39
11892	100	254683CM5	DEXCRD 1.89% MAT	Redemption	09/15/2020	Dexia Credit Card		203,137.35		203,137.35
11906	100	98162RAB4	WOLS 1.96% MAT	Interest	09/15/2020	World Omni			8,975.78	8,975.78
11906	100	98162RAB4	WOLS 1.96% MAT	Redemption	09/15/2020	World Omni		541,444.50		541,444.50
11915	100	34531KAD4	FORDO 1.3% MAT	Interest	09/15/2020	Ford Credit Auto Own			15,583.33	15,583.33
11915	100	34531KAD4	FORDO 1.3% MAT	Redemption	09/15/2020	Ford Credit Auto Own		243,734.52		243,734.52
11942	100	02007TAC9	ALLYA 1.84% MAT	Interest	09/15/2020	Ally Auto Receivable			4,996.00	4,996.00
11942	100	02007TAC9	ALLYA 1.84% MAT	Redemption	09/15/2020	Ally Auto Receivable		73,583.42		73,583.42
11976	100	14315XAB4	CARMX 1.3% MAT	Interest	09/15/2020	CarMax Auto Owner			5,374.39	5,374.39
11976	100	14315XAB4	CARMX 1.3% MAT	Redemption	09/15/2020	CarMax Auto Owner		266,321.58		266,321.58
11977	100	14315XAC2	CARMX 1.3% MAT	Interest	09/15/2020	CarMax Auto Owner			3,261.57	3,261.57
11977	100	14315XAC2	CARMX 1.3% MAT	Redemption	09/15/2020	CarMax Auto Owner		58,969.13		58,969.13
11984	100	65479NAB0	NALT 1.8% MAT	Interest	09/15/2020	Nissan Auto Lease Tr			11,966.97	11,966.97
11984	100	65479NAB0	NALT 1.8% MAT	Redemption	09/15/2020	Nissan Auto Lease Tr		401,691.68		401,691.68
11985	100	65479NAD6	NALT 1.8% MAT	Interest	09/15/2020	Nissan Auto Lease Tr			7,283.33	7,283.33
11985	100	65479NAD6	NALT 1.8% MAT	Redemption	09/15/2020	Nissan Auto Lease Tr		218,607.33		218,607.33
11986	100	34531MAB4	FORDO 2.08% MAT	Interest	09/15/2020	Ford Credit Auto Own			6,750.00	6,750.00
11986	100	34531MAB4	FORDO 2.08% MAT	Redemption	09/15/2020	Ford Credit Auto Own		197,723.04		197,723.04
11987	100	34531MAD0	FORDO 2.09% MAT	Interest	09/15/2020	Ford Credit Auto Own			6,166.67	6,166.67
11987	100	34531MAD0	FORDO 2.09% MAT	Redemption	09/15/2020	Ford Credit Auto Own		130,890.23		130,890.23
11988	100	41284UAD6	HDMOT 1.87% MAT	Interest	09/15/2020	Harley Davidson Moto			4,324.37	4,324.37
11988	100	41284UAD6	HDMOT 1.87% MAT	Redemption	09/15/2020	Harley Davidson Moto		57,052.32		57,052.32
12010	100	98162HAC4	WOLS 1.7% MAT	Interest	09/15/2020	World Omni			7,437.50	7,437.50
12010	100	98162HAC4	WOLS 1.7% MAT	Redemption	09/15/2020	World Omni		183,408.54		183,408.54
12019	100	14043MAC5	COPAR 1.6% MAT	Interest	09/15/2020	Capital One Prime Au			8,000.00	8,000.00
12019	100	14043MAC5	COPAR 1.6% MAT	Redemption	09/15/2020	Capital One Prime Au		120,656.84		120,656.84
12043	100	14043MAC5	COPAR 1.6% MAT	Interest	09/15/2020	Capital One Prime Au			9,333.33	9,333.33
12043	100	14043MAC5	COPAR 1.6% MAT	Redemption	09/15/2020	Capital One Prime Au		138,442.31		138,442.31
12226	100	46647PBS48	JPM 0.653% MAT	Purchase	09/16/2020	J.P. Morgan	4,000,000.00			-4,000,000.00
11994	100	65558TTW5	NDAFNY 1.67% MAT	Redemption	09/16/2020	Nordea Bank Fin NY		50,000,000.00		50,000,000.00
12108	100	313384G29	FHLBDN ZERO CPN	Redemption	09/16/2020	Federal Home Loan		50,000,000.00		50,000,000.00

Portfolio POOL

RC

TA (PRF_TA) 7.1.1
Report Ver. 7.3.6.1

**Alameda County Investment Pool
Transaction Activity Report
Sorted by Fund - Transaction Date**

Investment #	Fund	CUSIP	Inv Descrip	TransactionType	TransactionDate	Issuer	New Principal	Principal Paydowns	Interest	Total Cash
11994	100	65558TTW5	NDAFNY 1.67% MAT	Interest	09/16/2020	Nordea Bank Fin NY			533,472.20	533,472.20
12098	100	SYS12098	UB-LOC 2.% MAT	Interest	09/16/2020	Union Bank - LOC			8,611.11	8,611.11
11726	100	36257FAD2	GM 2.65% MAT	Interest	09/16/2020	GM Financial			8,833.34	8,833.34
11726	100	36257FAD2	GM 2.65% MAT	Redemption	09/16/2020	GM Financial		102,238.37		102,238.37
11727	100	36257FAB6	GM 2.66% MAT	Interest	09/16/2020	GM Financial			1,251.24	1,251.24
11727	100	36257FAB6	GM 2.66% MAT	Redemption	09/16/2020	GM Financial		307,559.05		307,559.05
11797	100	36257PAD0	GM 1.3% MAT	Interest	09/16/2020	GM Financial			5,450.01	5,450.01
11797	100	36257PAD0	GM 1.3% MAT	Redemption	09/16/2020	GM Financial		73,531.71		73,531.71
11820	100	98162GAD4	WOLS 2.03% MAT	Interest	09/16/2020	World Omni			8,120.00	8,120.00
11820	100	98162GAD4	WOLS 2.03% MAT	Redemption	09/16/2020	World Omni		184,013.62		184,013.62
11829	100	43815NAC8	HART 1.78% MAT	Interest	09/16/2020	Hyundai Auto Rec Tru			7,045.83	7,045.83
11829	100	43815NAC8	HART 1.78% MAT	Redemption	09/16/2020	Hyundai Auto Rec Tru		138,684.03		138,684.03
11895	100	44891JAB4	HART 1.93% MAT	Interest	09/16/2020	Hyundai Auto Rec Tru			2,677.52	2,677.52
11895	100	44891JAB4	HART 1.93% MAT	Redemption	09/16/2020	Hyundai Auto Rec Tru		190,749.92		190,749.92
11905	100	89233MAD5	TAOT 1.92% MAT	Interest	09/16/2020	Toyota Auto Rec			11,200.00	11,200.00
11905	100	89233MAD5	TAOT 1.92% MAT	Redemption	09/16/2020	Toyota Auto Rec		176,813.55		176,813.55
11972	100	36258NAC6	GMCAR 1.84% MAT	Interest	09/16/2020	GM Financial			3,833.33	3,833.33
11972	100	36258NAC6	GMCAR 1.84% MAT	Redemption	09/16/2020	GM Financial		52,446.47		52,446.47
11973	100	36258NAB8	GMCAR 1.83% MAT	Interest	09/16/2020	GM Financial			1,773.18	1,773.18
11973	100	36258NAB8	GMCAR 1.83% MAT	Redemption	09/16/2020	GM Financial		131,863.10		131,863.10
12118	100	62478U4N3	MUFG 0.45% MAT	Redemption	09/17/2020	MUFG UNION BANK		50,000,000.00		50,000,000.00
11855	100	3133EKP67	FEDERAL FARM CR	Interest	09/17/2020	Federal Farm Credit			81,250.00	81,250.00
12118	100	62478U4N3	MUFG 0.45% MAT	Interest	09/17/2020	MUFG UNION BANK			88,125.00	88,125.00
11752	100	31680YAB3	FITAT 2.66% MAT	Interest	09/17/2020	Fifth Third Auto Tru			5,374.39	5,374.39
11752	100	31680YAB3	FITAT 2.66% MAT	Redemption	09/17/2020	Fifth Third Auto Tru		243,639.00		243,639.00
11760	100	14042WAC4	COPAR 2.51% MAT	Interest	09/17/2020	Capital One Prime Au			6,291.58	6,291.58
11760	100	14042WAC4	COPAR 2.51% MAT	Redemption	09/17/2020	Capital One Prime Au		81,811.77		81,811.77
11953	100	3134GUB90	FEDERAL HOME LN	Redemption	09/18/2020	Federal Home Loan		25,000,000.00		25,000,000.00
11954	100	3134GUC81	FEDERAL HOME LN	Redemption	09/18/2020	Federal Home Loan		25,000,000.00		25,000,000.00
12042	100	31422BWE6	FAMCA 0.72% MAT	Redemption	09/18/2020	FARMER MAC		10,000,000.00		10,000,000.00
11782	100	17275RBJ0	CISCO SYS INC, SR	Interest	09/18/2020	CISCO SYSTEMS			83,250.00	83,250.00
11953	100	3134GUB90	FEDERAL HOME LN	Interest	09/18/2020	Federal Home Loan			237,500.00	237,500.00
11954	100	3134GUC81	FEDERAL HOME LN	Interest	09/18/2020	Federal Home Loan			122,312.50	122,312.50
12042	100	31422BWE6	FAMCA 0.72% MAT	Interest	09/18/2020	FARMER MAC			36,000.00	36,000.00
12045	100	713448EQ7	PEPSICO INC, SR NT	Interest	09/18/2020	Pepsi Inc.			28,125.00	28,125.00
12047	100	713448EQ7	PEPSICO INC, SR NT	Interest	09/18/2020	Pepsi Inc.			56,250.00	56,250.00
12051	100	713448EQ7	PEPSICO INC, SR NT	Interest	09/18/2020	Pepsi Inc.			56,250.00	56,250.00
12051	100	713448EQ7	PEPSICO INC, SR NT	Accr Int	09/18/2020	Pepsi Inc.		312.50	-312.50	0.00
12054	100	17275RBJ0	CISCO SYS INC, SR	Interest	09/18/2020	CISCO SYSTEMS			22,708.75	22,708.75
11923	100	43813VAC2	HART 1.83% MAT	Interest	09/18/2020	Hyundai Auto Rec Tru			20,587.50	20,587.50

Portfolio POOL

RC

**Alameda County Investment Pool
Transaction Activity Report
Sorted by Fund - Transaction Date**

Investment #	Fund	CUSIP	Inv Descrip	TransactionType	TransactionDate	Issuer	New Principal	Principal Paydowns	Interest	Total Cash
11923	100	43813VAC2	HART 1.83% MAT	Redemption	09/18/2020	Hyundai Auto Rec Tru		341,443.63		341,443.63
11924	100	43813VAB4	HART 1.86% MAT	Interest	09/18/2020	Hyundai Auto Rec Tru			17,540.43	17,540.43
11924	100	43813VAB4	HART 1.86% MAT	Redemption	09/18/2020	Hyundai Auto Rec Tru		1,099,448.04		1,099,448.04
11955	100	31422BQK9	FAMCA 1.69% MAT	Interest	09/20/2020	FARMER MAC			211,250.00	211,250.00
11751	100	36257AAD3	GM 2.67% MAT	Interest	09/20/2020	GM Financial			3,893.75	3,893.75
11751	100	36257AAD3	GM 2.67% MAT	Redemption	09/20/2020	GM Financial		90,452.47		90,452.47
11810	100	38013TAD3	GM 2.03% MAT	Interest	09/20/2020	GM Financial			9,304.17	9,304.17
11810	100	38013TAD3	GM 2.03% MAT	Redemption	09/20/2020	GM Financial		257,082.31		257,082.31
11811	100	38013TAE1	GM 2.03% MAT	Interest	09/20/2020	GM Financial			4,229.18	4,229.18
11811	100	38013TAE1	GM 2.03% MAT	Redemption	09/20/2020	GM Financial		74,718.35		74,718.35
12018	100	36259KAD9	GM 1.67% MAT	Interest	09/20/2020	GM Financial			3,827.09	3,827.09
12018	100	36259KAD9	GM 1.67% MAT	Redemption	09/20/2020	GM Financial		99,488.47		99,488.47
12227	100	78012UXN0	ROYAL 0.2% MAT	Purchase	09/21/2020	Royal Bank CN	50,000,000.00			-50,000,000.00
12024	100	43813RAC1	HART 1.61% MAT	Interest	09/21/2020	Hyundai Auto Rec Tru			13,416.67	13,416.67
12024	100	43813RAC1	HART 1.61% MAT	Redemption	09/21/2020	Hyundai Auto Rec Tru		227,174.74		227,174.74
11966	100	3134GUG53	FEDERAL HOME LN	Redemption	09/23/2020	Federal Home Loan		25,000,000.00		25,000,000.00
11966	100	3134GUG53	FEDERAL HOME LN	Interest	09/23/2020	Federal Home Loan			115,375.00	115,375.00
12106	100	3135G03Q4	FNMA 1.1% MAT	Interest	09/23/2020	Federal National Mtg			14,208.33	14,208.33
12127	100	06406HBY4	BK 3.55% MAT	Interest	09/23/2020	Bank of NY			275,000.75	275,000.75
12127	100	06406HBY4	BK 3.55% MAT	Accr Int	09/23/2020	Bank of NY		64,166.84	-64,166.84	0.00
12239	100	06367BVU0	BMO 0.17% MAT	Purchase	09/24/2020	Bank of Montreal	50,000,000.00			-50,000,000.00
12240	100	78012UXR1	ROYAL 0.2% MAT	Purchase	09/24/2020	Royal Bank CN	50,000,000.00			-50,000,000.00
12238	100	89114NT70	TD 0.18% MAT	Purchase	09/24/2020	Toronto Dominion	50,000,000.00			-50,000,000.00
12066	100	254687FN1	DISNEY 3.35% MAT	Interest	09/24/2020	WALT DISNEY			84,215.28	84,215.28
12178	100	3134GVX29	FEDERAL HOME LN	Interest	09/24/2020	Federal Home Loan			40,000.00	40,000.00
12241	100	06051GJG5	BAC 0.981% MAT	Purchase	09/25/2020	Bank of America Corp	8,000,000.00			-8,000,000.00
12242	100	06051GJG5	BAC 0.981% MAT	Purchase	09/25/2020	Bank of America Corp	3,000,000.00			-3,000,000.00
12068	100	191216CN8	COCA COLA CO, SR	Interest	09/25/2020	Coca Cola			147,500.00	147,500.00
12069	100	458140BP4	INTC 3.4% MAT	Interest	09/25/2020	Intel Corp			170,000.00	170,000.00
12071	100	742718FF1	PG 2.45% MAT	Interest	09/25/2020	Proctor & Gamble			36,750.00	36,750.00
11858	100	05588CAC6	BMWOT 1.92% MAT	Interest	09/25/2020	BMW Vehicle Owner			7,215.48	7,215.48
11858	100	05588CAC6	BMWOT 1.92% MAT	Redemption	09/25/2020	BMW Vehicle Owner		115,153.33		115,153.33
11860	100	05588CAB8	BMWOT 2.05% MAT	Interest	09/25/2020	BMW Vehicle Owner			3,227.93	3,227.93
11860	100	05588CAB8	BMWOT 2.05% MAT	Redemption	09/25/2020	BMW Vehicle Owner		356,795.95		356,795.95
12038	100	072024WP3	BAYTRN 2.254%	Interest	09/26/2020	Bay Area Ca Tran			112,700.00	112,700.00
11464	100	45905UQ80	IBRD 1.95% MAT	Interest	09/27/2020	International Bank R			97,500.00	97,500.00
12074	100	654106AH6	NIKE 2.4% MAT	Interest	09/27/2020	Nike Inc.			36,000.00	36,000.00
12253	100	SYS12253	CBC 0.49876% MAT	Interest	09/27/2020	California Bank of C			6,650.13	6,650.13
12254	100	SYS12254	CBC 0.5% MAT	Interest	09/27/2020	California Bank of C			4,444.44	4,444.44
11398	100	3136G4PK3	FNMA 1.75% MAT	Redemption	09/28/2020	Federal National Mtg		15,000,000.00		15,000,000.00

Portfolio POOL

RC

**Alameda County Investment Pool
Transaction Activity Report
Sorted by Fund - Transaction Date**

Investment #	Fund	CUSIP	Inv Descrip	TransactionType	TransactionDate	Issuer	New Principal	Principal Paydowns	Interest	Total Cash
11312	100	3130ACE26	FEDERAL HOME	Interest	09/28/2020	Federal Home Loan			68,750.00	68,750.00
11313	100	3130ACE26	FEDERAL HOME	Interest	09/28/2020	Federal Home Loan			68,750.00	68,750.00
11314	100	3130ACE26	FEDERAL HOME	Interest	09/28/2020	Federal Home Loan			68,750.00	68,750.00
11398	100	3136G4PK3	FNMA 1.75% MAT	Interest	09/28/2020	Federal National Mtg			131,250.00	131,250.00
12245	100	06367BWJ4	BMO 0.17% MAT	Purchase	09/29/2020	Bank of Montreal	50,000,000.00			-50,000,000.00
12243	100	78012UXZE	ROYAL 0.21% MAT	Purchase	09/29/2020	Royal Bank CN	50,000,000.00			-50,000,000.00
12244	100	89114NTD7	TD 0.21% MAT	Purchase	09/29/2020	Toronto Dominion	50,000,000.00			-50,000,000.00
11687	100	46625HNX4	JPM 2.55% MAT	Redemption	09/29/2020	J.P. Morgan		24,975,000.00		24,975,000.00
11687	100	46625HNX4	JPM 2.55% MAT	Cap G/L	09/29/2020	J.P. Morgan		25,000.00		25,000.00
12216	100	48125PZ71	JPM 0.1% MAT	Redemption	09/29/2020	J.P. Morgan		50,000,000.00		50,000,000.00
11469	100	3132X0Q53	FARMER 2.6% MAT	Interest	09/29/2020	FARMER MAC			130,000.00	130,000.00
11687	100	46625HNX4	JPM 2.55% MAT	Interest	09/29/2020	J.P. Morgan			265,625.00	265,625.00
12216	100	48125PZ71	JPM 0.1% MAT	Interest	09/29/2020	J.P. Morgan			3,888.90	3,888.90
12246	100	3134GWUY0	FEDERAL HOME LN	Purchase	09/30/2020	Federal Home Loan	15,000,000.00			-15,000,000.00
12247	100	3134GWVJ2	FEDERAL HOME LN	Purchase	09/30/2020	Federal Home Loan	15,000,000.00			-15,000,000.00
12248	100	3134GWWX0	FEDERAL HOME LN	Purchase	09/30/2020	Federal Home Loan	15,000,000.00			-15,000,000.00
12249	100	3134GWVJ2	FEDERAL HOME LN	Purchase	09/30/2020	Federal Home Loan	10,000,000.00			-10,000,000.00
12250	100	3134GWXG69	FHLMC 0.43% MAT	Purchase	09/30/2020	Federal Home Loan	10,000,000.00			-10,000,000.00
12251	100	3134GWUY0	FEDERAL HOME LN	Purchase	09/30/2020	Federal Home Loan	10,000,000.00			-10,000,000.00
12252	100	87019VL88	SWEDBK 0.23% MAT	Purchase	09/30/2020	SWEDISH BANK NY	50,000,000.00			-50,000,000.00
12120	100	87019VE29	SWEDBK 0.51% MAT	Redemption	09/30/2020	SWEDISH BANK NY		50,000,000.00		50,000,000.00
11712	100	912828F21	UNITED STATES	Interest	09/30/2020	U.S. Treasury			531,250.00	531,250.00
11999	100	912828YJ3	UNITED STATES	Interest	09/30/2020	U.S. Treasury			375,000.00	375,000.00
12083	100	89236TGW9	TOYOTA MOTOR	Interest	09/30/2020	TOYOTA MOTOR			72,097.22	72,097.22
12117	100	SYS12117	CALBT 1.0% MAT	Interest	09/30/2020	California Bank & Tr			25,000.00	25,000.00
12120	100	87019VE29	SWEDBK 0.51% MAT	Interest	09/30/2020	SWEDISH BANK NY			109,791.65	109,791.65
12126	100	SYS12126	FREMNT 1.0% MAT	Interest	09/30/2020	Fremont Bank			29,166.67	29,166.67
12128	100	SYS12128	5STAR 0.5% MAT	Interest	09/30/2020	Five Star Bank			6,707.13	6,707.13
12154	100	SYS12154	CBC 1.0% MAT	Interest	09/30/2020	California Bank of C			8,611.11	8,611.11
10470	100	SYS10470	CAMP 0.24%	Interest	09/30/2020	California Asset Mgm			29,496.29	29,496.29
10472	100	SYS10472	CTRSTF 0.1%	Interest	09/30/2020	CalTrust - Short Ter			22,854.85	22,854.85
11956	100	31422BQW3	FAMCA 1.74% MAT	Interest	10/02/2020	FARMER MAC			348,000.00	348,000.00
12121	100	SYS12121	EWEST 0.7% MAT	Interest	10/09/2020	East West Bank			18,812.50	18,812.50
Totals for General Fund							736,987,200.00	529,312,675.74	8,051,772.49	-199,622,751.77
Grand Total							736,987,200.00	529,312,675.74	8,051,772.49	-199,622,751.77