



T R E A S U R E R - T A X C O L L E C T O R

HENRY C. LEVY  
TREASURER - TAX COLLECTOR

November 18, 2022

Board of Supervisors  
County of Alameda  
1221 Oak Street, 5<sup>th</sup> Floor  
Oakland, CA 94612

Dear Board Members:

**RE: Investment Report – October 2022**

In accordance with the Treasurer’s investment policy, submitted herewith is a report of the cash pool investments for the month of October 2022. Enclosed with this report is a detailed composition of all outstanding investments by securities category as of October 31, 2022. This report reflects the market value and cost of purchase. All investments in the Treasurer’s investment portfolio conform to the statutory requirements of Government Code Section 53601 et. seq., authorities delegated by the County Board of Supervisors and the Treasurer’s investment policy.

As of October 31, 2022

Treasurer's Investment Pool – Book Value	\$ 7,865,516,278
Treasurer's Investment Pool – Market Value	7,541,692,404
Total Cash in Bank	85,951,787
Total interest received during the month	12,814,509
Average Maturity of the portfolio	545 days
Annualized cash basis rate of return for the month	1.98%

Liquidity Summary of the Portfolio as of October 31, 2022

Maturity	Amount	Percentage Held
1 to 90 days	\$ 1,055,834,282	13.42%
91 to 365 days	2,588,349,825	32.91%
2 years	1,676,004,808	21.31%
3 years	1,649,845,759	20.98%
4 years	659,484,617	8.38%
5 years	235,996,987	3.00%
<b>Total</b>	<b>\$7,865,516,278</b>	<b>100.00%</b>

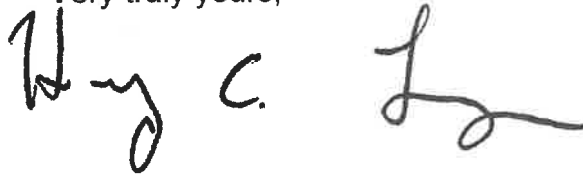
Conclusion

Based on investment activity during the month of October 2022, the Treasurer expects to meet all operating cash needs for the pool participants within the next six months from the portfolio's most liquid assets and current revenues. For your review, a copy of the Investment Status Report and transaction details for the month of October 2022 is attached and on file with the Office of the Clerk of the Board of Supervisors.

Vision 2026 Goal

The Investment Report meets the 10x goal of **Accessible Infrastructure** in support of our shared vision of **Prosperous and Vibrant Economy**.

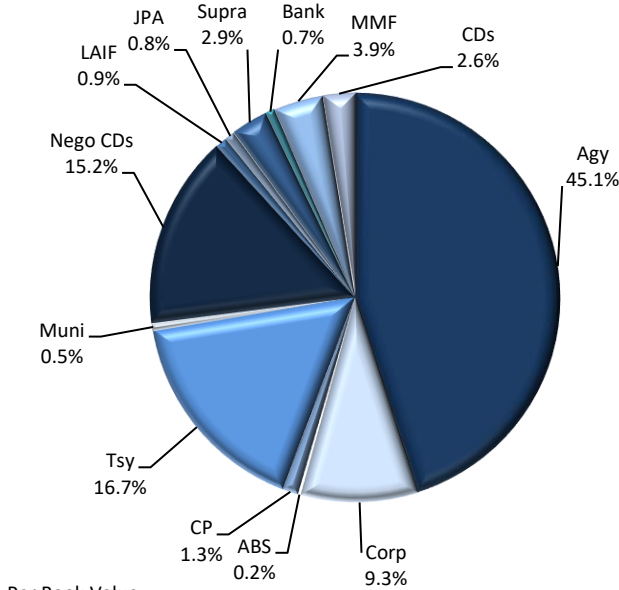
Very truly yours,

A handwritten signature in black ink, appearing to read "Henry C. Levy". The signature is written in a cursive style with a large initial "H" and a long horizontal stroke at the end.

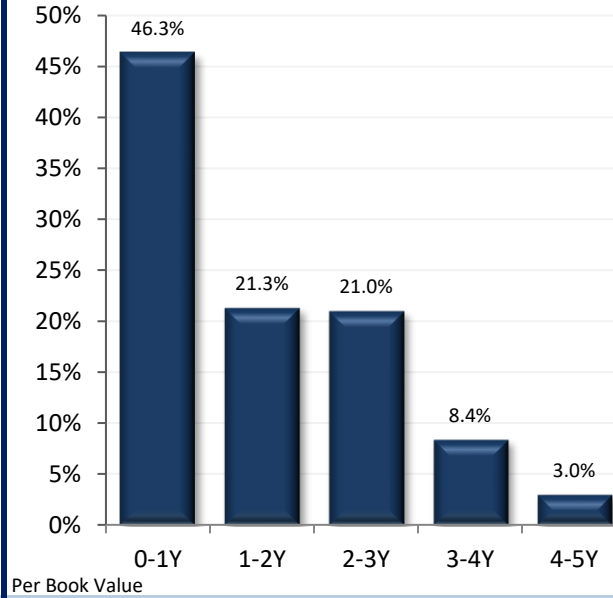
Henry C. Levy  
Treasurer – Tax Collector

cc: Susan Muranishi, County Administrator  
Melissa Wilk, Auditor-Controller  
School District and Special District Participants  
Members of the Treasury Oversight Committee

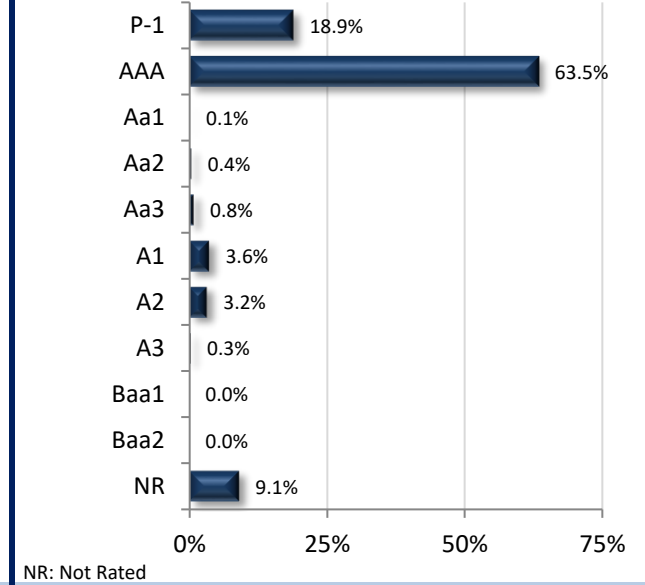
**SECTOR ALLOCATION**



**MATURITY DISTRIBUTION**



**CREDIT QUALITY (MOODY'S)**



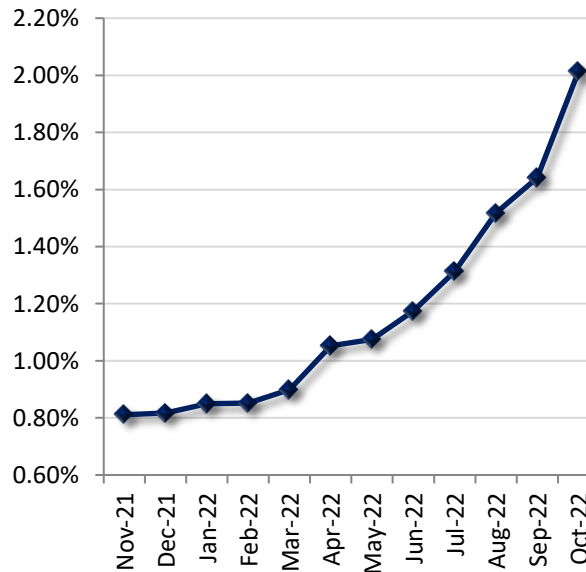
**ACCOUNT SUMMARY**

	10/31/22	9/30/22
<b>Market Value</b>	\$7,541,692,404	\$7,147,444,103
<b>Book Value*</b>	\$7,865,516,278	\$7,456,345,014
<b>Unrealized G/L</b>	-\$323,823,874	-\$308,900,911
<b>Par Value</b>	\$7,888,751,401	\$7,478,137,717
<b>Net Asset Value</b>	\$95.883	\$95.857
<b>Book Yield</b>	2.01%	1.64%
<b>Years to Maturity</b>	1.49	1.60
<b>Effective Duration</b>	1.34	1.44

\*Book Value is not Amortized

\*\*Note: 50mm maturity on 8/31 was credited the following business day and will show on our September 2019 reports.

**PORTFOLIO BOOK YIELD HISTORY**



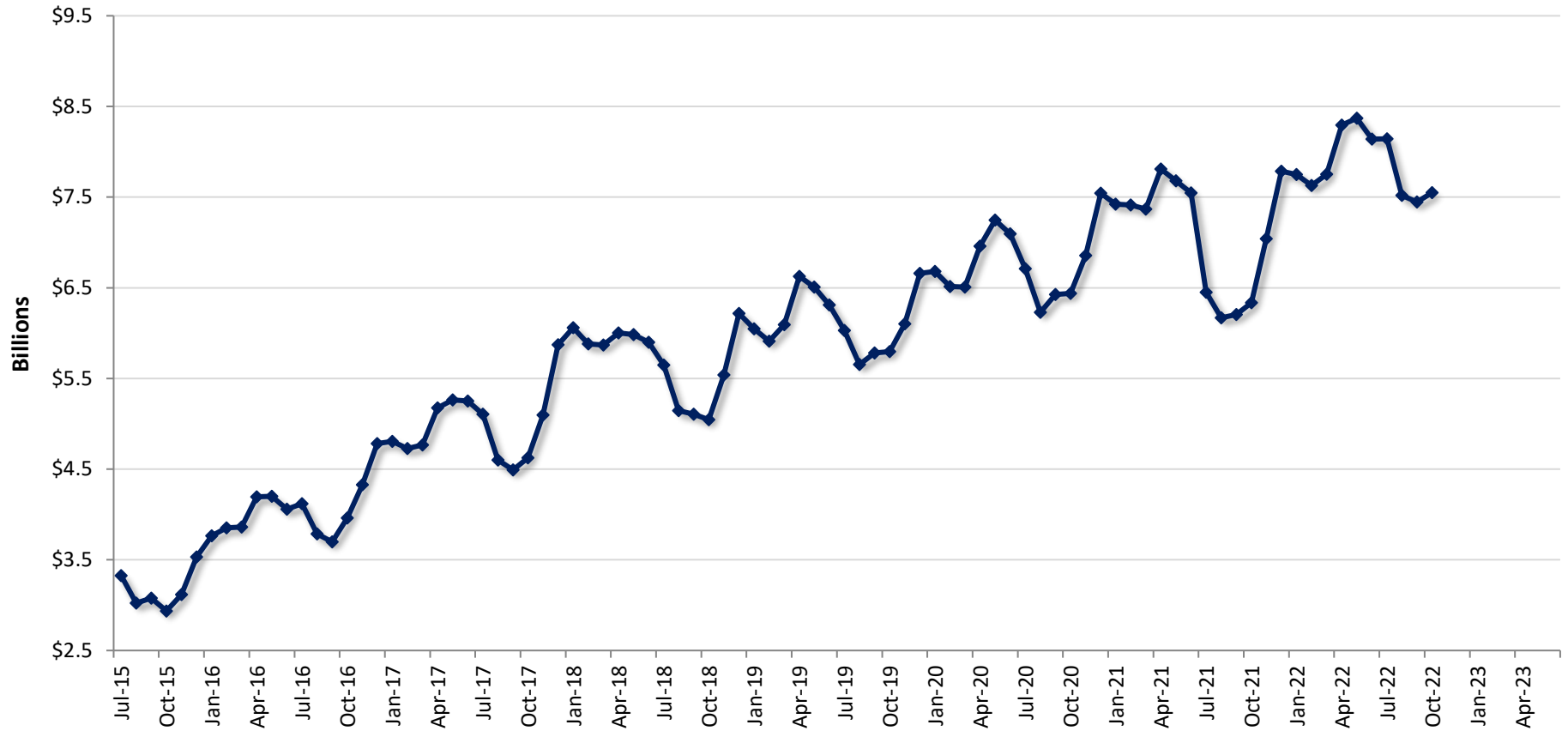
**TOP ISSUERS**

Issuer	% Portfolio
Federal Home Loan Bank	23.3%
U.S. Treasury	15.4%
Federal Home Loan Mtg Corp	7.4%
Federal National Mtg Assn	6.5%
Toronto Dominion Bank	6.1%
Farmer Mac	4.7%
Bank of Montreal	3.8%
State Street Institutional US	2.8%
Federal Farm Credit Bank	2.8%
Natixis North America	2.5%
JP Morgan Sec	2.5%
International Bank Recon & D	1.7%
Royal Bank Canada	1.3%
Royal Bank CN	1.3%
National Australia Bank	1.2%

Per Book Value

Item / Sector	Parameters	In Compliance
Weighted Average Maturity	Maximum WAM of 3.0 years	Yes 1.49 yrs
U.S. Treasury and Federal Agency Obligations	No sector limit; no issuer limit; max maturity 5 years	Yes 61.7%
Debt Issued by State of CA and Local Agencies within the State	20% limit; 5% issuer limit; Minimum rating of A by at least one NRSRO; max maturity 5 years	Yes 0.5%
LAIF	Maximum amount permitted by LAIF (currently \$75 million limit)	Yes \$72 Mil
Joint Powers Authority (CAMP)	Max Limit: Twice the limit of LAIF deposits (currently \$150 million limit)	Yes \$20 Mil
Joint Powers Authority (CalTrust)	Max Limit: Twice the limit of LAIF deposits (currently \$150 million limit)	Yes \$40 Mil
Money Market Mutual Funds	20% limit; 10% per fund limit; SEC registered with stable NAV; Rated AAAM or equivalent by at least two of the three rating agencies or meet advisor requirements	Yes 3.9%
Commercial Paper (Includes Asset Backed)	25% sector limit; 10% combined issuer limit; Max maturity of 270 days; Rated A-1, P-1, or F-1; Total assets over \$500mm; Asset Backed CP Must have program-wide credit enhancements	Yes 1.3%
Negotiable CDs	30% limit; 10% combined issuer limit; Minimum rating of A by rating agency if issued by domestic bank; Minimum rating of AA if a U.S. branch of a foreign bank; Max maturity of 1 year	Yes 15.2%
Collateralized/FDIC - Insured Time Deposits	Time deposits with banks and savings and loans associations located with the State, collateralized according to Government code	Yes 2.6%
Collateralized Money Market Bank Accounts	Deposit funds in interest-bearing active collateralized money market bank accounts	Yes 0.7%
Medium-Term Notes	30% limit; 10% combined issuer limit, Max maturity 5 years; Minimum rating of A or better by two NRSRO's	Yes 9.3%
Asset-Backed Securities	20% limit; 5% issuer limit; Max maturity of 5 years; Minimum rating of AA or better by rating agency	Yes 0.2%
Repurchase Agreement	20% limit; Max maturity of 180 days; Must have 102% collateral; Collateral of agency and treasuries with final maturity not to exceed 5 years	Yes 0.0%
Supranationals	30% limit; 15% issuer limit; Only IBRD, IFC, IADB; Max Maturity 5 years; Minimum rating of AA by a rating agency; max maturity of 5 years	Yes 2.9%
Floaters, Structured Notes, Derivatives	15% limit for treasuries, agencies, and munis	Yes 0.0%

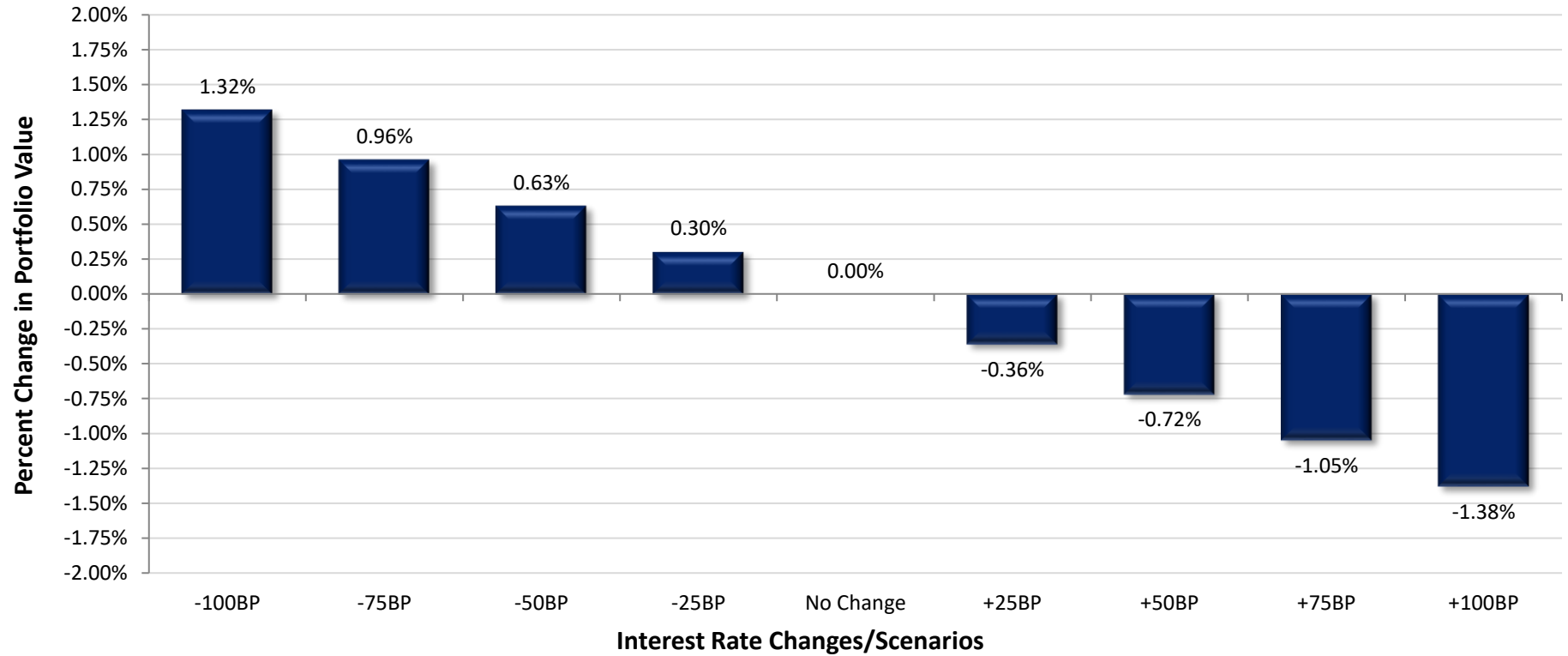
**Historical Book Values  
10/31/2022**



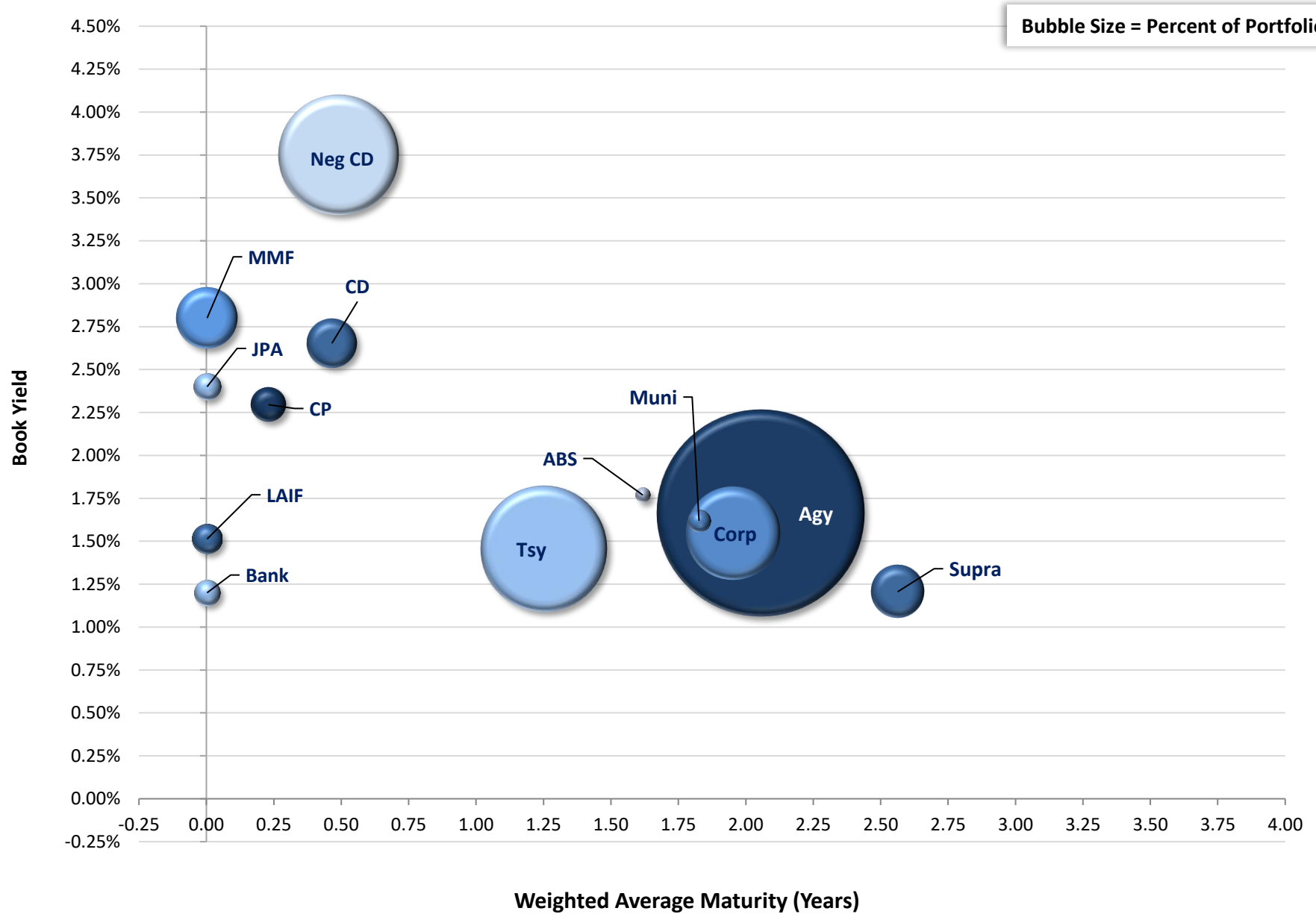
	Jul	Aug	Sep	Oct	Nov	Dec	Jan	Feb	Mar	Apr	May	Jun
<b>Fiscal Year 2016</b>	\$3.325	\$3.023	\$3.078	\$2.936	\$3.117	\$3.530	\$3.747	\$3.852	\$3.862	\$4.195	\$4.199	\$4.060
<b>Fiscal Year 2017</b>	\$4.120	\$3.786	\$3.698	\$3.962	\$4.328	\$4.781	\$4.807	\$4.726	\$4.767	\$5.174	\$5.263	\$5.253
<b>Fiscal Year 2018</b>	\$5.107	\$4.600	\$4.490	\$4.625	\$5.096	\$5.818	\$6.011	\$5.881	\$5.868	\$6.002	\$5.984	\$5.901
<b>Fiscal Year 2019</b>	\$5.648	\$5.146	\$5.108	\$5.047	\$5.540	\$6.217	\$6.047	\$5.912	\$6.093	\$6.626	\$6.507	\$6.311
<b>Fiscal Year 2020</b>	\$6.029	\$5.655	\$5.782	\$5.797	\$6.103	\$6.658	\$6.682	\$6.513	\$6.507	\$6.958	\$7.246	\$7.096
<b>Fiscal Year 2021</b>	\$6.711	\$6.231	\$6.426	\$6.439	\$6.857	\$7.543	\$7.422	\$7.412	\$7.369	\$7.811	\$7.680	\$7.546
<b>Fiscal Year 2022</b>	\$6.449	\$6.168	\$6.204	\$6.335	\$7.041	\$7.786	\$7.749	\$7.630	\$7.753	\$8.296	\$8.370	\$8.141
<b>Fiscal Year 2023</b>	\$8.142	\$7.519	\$7.446	\$7.549								

Figures in Billions, Average Daily Balance

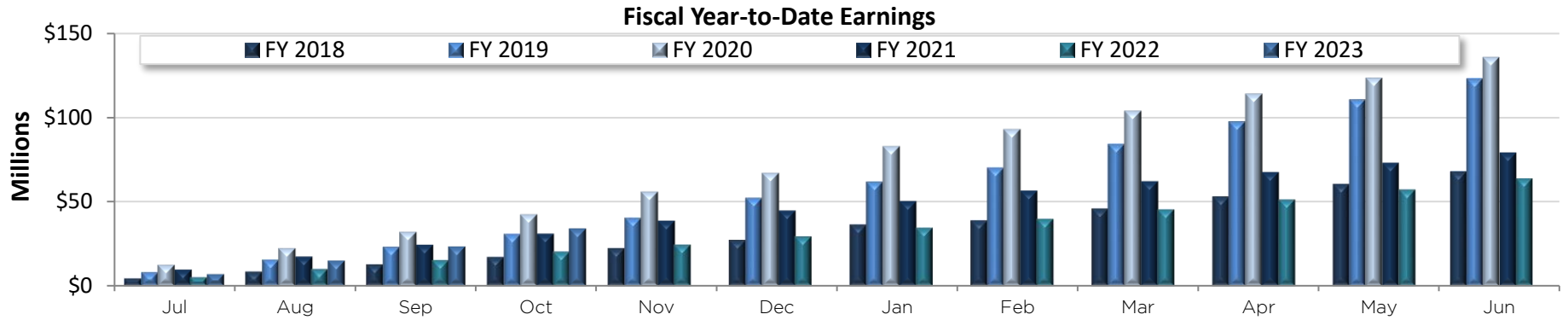
Instantaneous Interest Rate Changes and Approximate Change in Portfolio's Market Value



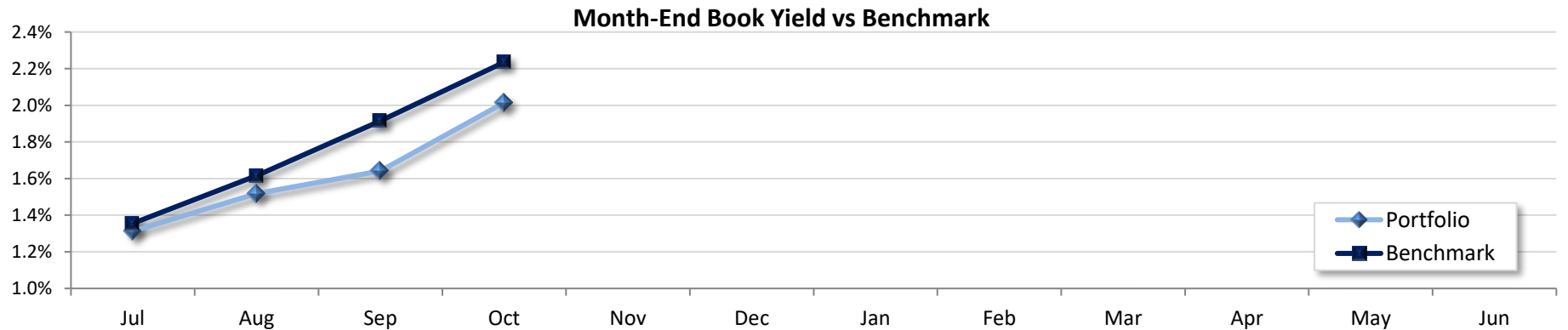
Int. Rate Change	Portfolio Value	Value Change	Percent Change
-100 Basis Points	\$7,641,242,744	\$99,550,340	1.32%
-75 Basis Points	\$7,614,364,152	\$72,671,748	0.96%
-50 Basis Points	\$7,589,476,567	\$47,784,163	0.63%
-25 Basis Points	\$7,564,588,982	\$22,896,578	0.30%
No Change	\$7,541,692,404	\$0	0.00%
+25 Basis Points	\$7,514,632,812	-\$27,059,592	-0.36%
+50 Basis Points	\$7,487,573,219	-\$54,119,185	-0.72%
+75 Basis Points	\$7,462,595,134	-\$79,097,270	-1.05%
+100 Basis Points	\$7,437,617,049	-\$104,075,355	-1.38%



\*Note: Excludes Cash Balance




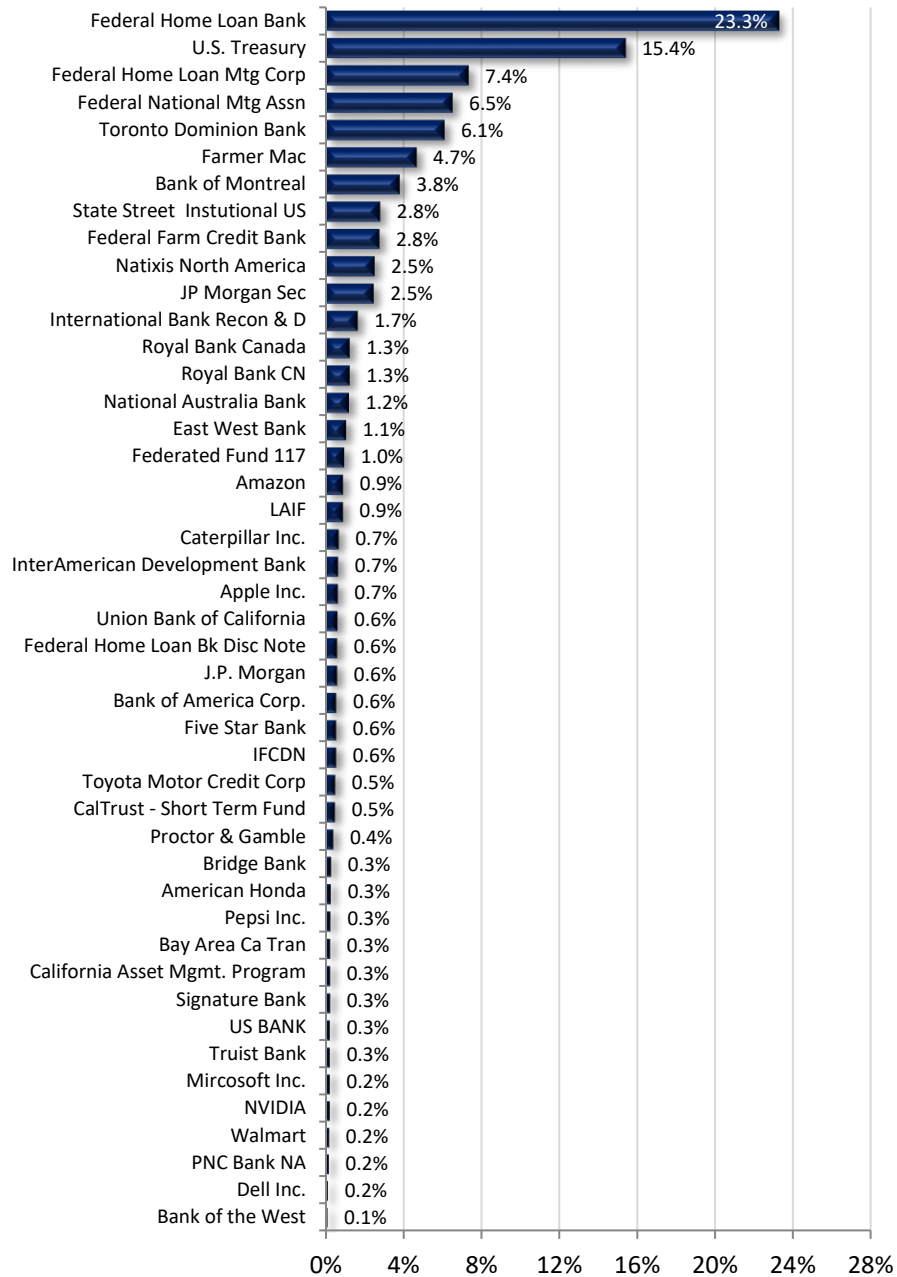
Fiscal YTD (\$Mil)	Jul	Aug	Sep	Oct	Nov	Dec	Jan	Feb	Mar	Apr	May	Jun
FY 2018	\$4.6	\$8.7	\$12.8	\$17.3	\$22.4	\$27.3	\$36.5	\$38.8	\$45.9	\$53.0	\$60.3	\$67.8
FY 2019	\$8.4	\$15.8	\$23.5	\$31.1	\$40.7	\$52.6	\$62.1	\$70.3	\$84.4	\$97.7	\$110.6	\$123.0
FY 2020	\$12.7	\$22.7	\$32.4	\$42.8	\$56.2	\$67.5	\$83.2	\$93.3	\$104.2	\$114.2	\$123.6	\$135.9
FY 2021	\$9.9	\$17.5	\$24.4	\$31.0	\$38.5	\$44.5	\$50.1	\$56.3	\$61.7	\$67.1	\$72.6	\$78.7
FY 2022	\$5.3	\$10.2	\$15.4	\$20.3	\$24.5	\$29.3	\$34.3	\$39.5	\$45.0	\$50.9	\$56.8	\$63.4
FY 2023	\$7.1	\$14.9	\$23.2	\$33.8								



	Jul	Aug	Sep	Oct	Nov	Dec	Jan	Feb	Mar	Apr	May	Jun
Month-End Book Yield	1.31%	1.52%	1.64%	2.01%								
Benchmark	1.36%	1.62%	1.91%	2.24%								
Variance	-0.04%	-0.10%	-0.27%	-0.22%								

Benchmark: ICE BofAML Indices 30MMA 10% 1-5yr Tsy, 35% 1-5yr Agy, 5% 1-5yr A-AAA Ex Yankee Corp, and 6MMA 10% 0-1yr Tsy, 20% 0-1yr Agy, 20% 0-1yr A-AAA Corp





**Alameda County Investment Pool  
Portfolio Management  
Portfolio Summary  
October 31, 2022**

<b>Investments</b>	<b>Par Value</b>	<b>Market Value</b>	<b>Book Value</b>	<b>% of Portfolio</b>	<b>Days to Maturity</b>	<b>YTM 365 Equiv.</b>
Non-Negotiable CDs	201,230,000.00	201,230,000.00	201,230,000.00	2.56	170	2.653
Local Agency Investment Funds	72,000,000.00	72,000,000.00	72,000,000.00	0.92	1	1.350
Joint Powers Authority	60,000,000.00	60,000,000.00	60,000,000.00	0.76	1	2.783
Money Market Mutual Funds	307,000,000.00	307,000,000.00	307,000,000.00	3.90	1	2.948
Money Market Bank Accounts	57,000,000.00	57,000,000.00	57,000,000.00	0.72	1	2.054
Negotiable CDs	1,200,000,000.00	1,193,363,500.00	1,198,314,750.00	15.24	179	3.751
Corporate Notes	729,258,000.00	683,191,963.56	727,670,037.37	9.25	713	1.547
Washington Supranational Obligation	230,000,000.00	211,425,075.00	229,524,789.00	2.92	936	1.206
Commercial Paper Disc. -Amortizing	100,000,000.00	98,966,500.00	98,331,666.67	1.25	84	2.296
Agency Bullets (Aaa/AA+)	1,253,550,000.00	1,201,956,308.50	1,251,402,443.49	15.91	521	1.634
Federal Agency Disc. -Amortizing	50,000,000.00	49,496,500.00	49,265,831.10	0.63	90	2.572
Treasury Notes and Bonds	1,325,000,000.00	1,264,299,250.00	1,311,312,884.33	16.67	457	1.456
Agency Callables (Aaa/AA+)	2,245,590,000.00	2,085,854,185.95	2,243,671,093.26	28.53	893	1.658
Asset Backed Securities	17,328,401.35	17,211,990.53	17,287,007.35	0.22	591	1.769
Municipal Bonds	40,795,000.00	38,697,130.55	41,505,775.80	0.53	667	1.619
	<b>7,888,751,401.35</b>	<b>7,541,692,404.09</b>	<b>7,865,516,278.37</b>	<b>100.00%</b>	<b>545</b>	<b>2.014</b>

<b>Total Earnings</b>	<b>October 31 Month Ending</b>	<b>Fiscal Year To Date</b>
Current Year	10,603,601.20	33,825,241.81
<b>Average Daily Balance</b>	<b>7,548,568,432.21</b>	<b>7,665,896,100.48</b>
<b>Effective Rate of Return</b>	<b>1.65%</b>	<b>1.31%</b>

Henry C. Levy, Treasurer - Tax Collector

Reporting period 10/01/2022-10/31/2022

Run Date: 11/16/2022 - 13:24

Portfolio POOL  
RC  
PM (PRF\_PM1) 7.3.0  
Report Ver. 7.3.6.1

**Alameda County Investment Pool  
Portfolio Management  
Portfolio Details - Investments  
October 31, 2022**

CUSIP	Investment #	Issuer	Average Balance	Purchase Date	Par Value	Market Value	Book Value	Stated Rate	YTM 365	Days to Maturity	Maturity Date
<b>Non-Negotiable CDs</b>											
SYS12797	12797	Bank of San Francisco		08/04/2022	5,000,000.00	5,000,000.00	5,000,000.00	3.030	3.072	276	08/04/2023
SYS12818	12818	Bridge Bank		10/04/2022	25,000,000.00	25,000,000.00	25,000,000.00	4.000	4.056	336	10/03/2023
SYS12817	12817	Community Bank of the Bay		09/08/2022	10,000,000.00	10,000,000.00	10,000,000.00	4.000	4.056	311	09/08/2023
SYS12640	12640	East West Bank		02/10/2022	40,000,000.00	40,000,000.00	40,000,000.00	0.990	1.004	101	02/10/2023
SYS12767	12767	East West Bank		06/30/2022	25,000,000.00	25,000,000.00	25,000,000.00	3.000	3.042	241	06/30/2023
SYS12798	12798	East West Bank		07/25/2022	20,000,000.00	20,000,000.00	20,000,000.00	2.900	2.940	83	01/23/2023
SYS12836	12836	Fremont Bank		10/31/2022	1,000,000.00	1,000,000.00	1,000,000.00	0.150	0.152	181	05/01/2023
63873QTM6	12802	Natixis North America		04/27/2022	50,000,000.00	50,000,000.00	50,000,000.00	2.380	2.413	106	02/15/2023
SYS12660	12660	Self-Help Federal Credit Union		03/14/2022	230,000.00	230,000.00	230,000.00	1.000	1.014	132	03/13/2023
SYS12821	12821	Signature Bank		10/12/2022	20,000,000.00	20,000,000.00	20,000,000.00	3.850	3.903	156	04/06/2023
SYS12742	12742	Union Bank - LOC		05/10/2022	5,000,000.00	5,000,000.00	5,000,000.00	0.500	0.507	190	05/10/2023
<b>Subtotal and Average</b>			<b>195,907,419.35</b>		<b>201,230,000.00</b>	<b>201,230,000.00</b>	<b>201,230,000.00</b>		<b>2.653</b>	<b>170</b>	
<b>Local Agency Investment Funds</b>											
SYS10285	10285	LAIF		07/01/2018	72,000,000.00	72,000,000.00	72,000,000.00	1.350	1.350	1	
<b>Subtotal and Average</b>			<b>72,000,000.00</b>		<b>72,000,000.00</b>	<b>72,000,000.00</b>	<b>72,000,000.00</b>		<b>1.350</b>	<b>1</b>	
<b>Joint Powers Authority</b>											
SYS10470	10470	California Asset Mgmt. Program		07/01/2018	20,000,000.00	20,000,000.00	20,000,000.00	3.170	3.170	1	
SYS10472	10472	CalTrust - Short Term Fund		07/01/2018	40,000,000.00	40,000,000.00	40,000,000.00	2.590	2.590	1	
<b>Subtotal and Average</b>			<b>60,000,000.00</b>		<b>60,000,000.00</b>	<b>60,000,000.00</b>	<b>60,000,000.00</b>		<b>2.783</b>	<b>1</b>	
<b>Money Market Mutual Funds</b>											
09250C721	12656	BlackRock - Mischler		03/03/2022	1,000,000.00	1,000,000.00	1,000,000.00	2.800	2.800	1	
608919718	11093	Federated Fund 117		07/01/2018	77,000,000.00	77,000,000.00	77,000,000.00	2.900	2.900	1	
316175504	10274	Fidelity Fund No. 695		07/01/2018	1,000,000.00	1,000,000.00	1,000,000.00	2.960	2.960	1	
316175108	11090	Fidelity Fund 57		07/01/2018	1,000,000.00	1,000,000.00	1,000,000.00	2.860	2.860	1	
61747C707	10280	Morgan Stanley Fund 8302		07/01/2018	1,000,000.00	1,000,000.00	1,000,000.00	2.880	2.880	1	
61747C582	11089	Morgan Stanley Fund 8304		07/01/2018	1,000,000.00	1,000,000.00	1,000,000.00	2.850	2.850	1	
665279840	12588	No. Trust Siebert Williams		12/06/2021	1,000,000.00	1,000,000.00	1,000,000.00	2.300	2.300	1	
SYS12009	12009	State Street Institutional US		02/11/2020	223,000,000.00	223,000,000.00	223,000,000.00	2.970	2.970	1	
52470G791	10318	Western Asset Govt 4512		07/01/2018	1,000,000.00	1,000,000.00	1,000,000.00	2.830	2.830	1	
<b>Subtotal and Average</b>			<b>255,483,870.97</b>		<b>307,000,000.00</b>	<b>307,000,000.00</b>	<b>307,000,000.00</b>		<b>2.948</b>	<b>1</b>	

**Alameda County Investment Pool  
Portfolio Management  
Portfolio Details - Investments  
October 31, 2022**

CUSIP	Investment #	Issuer	Average Balance	Purchase Date	Par Value	Market Value	Book Value	Stated Rate	YTM 365	Days to Maturity	Maturity Date
<b>Money Market Bank Accounts</b>											
SYS12169	12169	Five Star Bank		11/12/2019	45,000,000.00	45,000,000.00	45,000,000.00	2.250	2.250	1	
SYS12601	12601	Bank of the West		12/22/2021	10,000,000.00	10,000,000.00	10,000,000.00	1.570	1.570	1	
SYS10286	10286	California Bank & Trust		07/01/2018	0.00	0.00	0.00	1.090	1.090	1	
SYS10290	10290	Union Bank Acct. 5794		07/01/2018	1,000,000.00	1,000,000.00	1,000,000.00	0.050	0.050	1	
SYS10291	10291	Union Bank Acct. 9048		07/01/2018	1,000,000.00	1,000,000.00	1,000,000.00	0.050	0.050	1	
<b>Subtotal and Average</b>			<b>57,000,000.00</b>		<b>57,000,000.00</b>	<b>57,000,000.00</b>	<b>57,000,000.00</b>		<b>2.054</b>	<b>1</b>	
<b>Negotiable CDs</b>											
06367CRK5	12619	Bank of Montreal		01/05/2022	50,000,000.00	49,693,000.00	50,000,000.00	0.580	0.588	63	01/03/2023
06367CSX6	12654	Bank of Montreal		03/02/2022	50,000,000.00	49,669,000.00	50,000,000.00	1.150	1.166	78	01/18/2023
06367CXQ5	12794	Bank of Montreal		08/30/2022	50,000,000.00	49,554,500.00	50,000,000.00	4.120	4.177	267	07/26/2023
06367CZ42	12832	Bank of Montreal		10/28/2022	50,000,000.00	50,005,500.00	50,000,000.00	5.270	5.343	232	06/21/2023
06367CZ83	12833	Bank of Montreal		10/28/2022	50,000,000.00	50,000,500.00	50,000,000.00	5.330	5.404	267	07/26/2023
46640QQ12	12796	JP Morgan Sec		08/31/2022	50,000,000.00	49,216,500.00	49,090,000.00	3.600	3.718	120	03/01/2023
46640QPN5	12823	JP Morgan Sec		10/19/2022	50,000,000.00	49,262,500.00	49,224,750.00	4.430	4.562	113	02/22/2023
63873QTL8	12730	Natixis North America		04/27/2022	50,000,000.00	49,707,000.00	50,000,000.00	2.340	2.373	92	02/01/2023
63873QXD1	12824	Natixis North America		10/19/2022	50,000,000.00	49,946,000.00	50,000,000.00	5.000	5.069	190	05/10/2023
63873QXM1	12831	Natixis North America		10/28/2022	50,000,000.00	49,979,000.00	50,000,000.00	5.270	5.343	238	06/27/2023
78012U7G4	12752	Royal Bank Canada		06/27/2022	50,000,000.00	49,555,000.00	50,000,000.00	3.550	3.599	190	05/10/2023
78015JHA8	12812	Royal Bank Canada		09/29/2022	50,000,000.00	49,765,000.00	50,000,000.00	4.730	4.796	267	07/26/2023
78012U5J0	12725	Royal Bank CN		04/26/2022	50,000,000.00	49,715,500.00	50,000,000.00	2.280	2.312	90	01/30/2023
78015JCS4	12795	Royal Bank CN		08/31/2022	50,000,000.00	49,549,500.00	50,000,000.00	4.150	4.208	268	07/27/2023
89114WKQ7	12547	Toronto Dominion Bank		11/10/2021	50,000,000.00	49,961,000.00	50,000,000.00	0.360	0.365	8	11/09/2022
89114WVT9	12726	Toronto Dominion Bank		04/26/2022	50,000,000.00	49,750,500.00	50,000,000.00	2.290	2.322	90	01/30/2023
89114WZP3	12750	Toronto Dominion Bank		06/27/2022	50,000,000.00	49,512,500.00	50,000,000.00	3.560	3.609	204	05/24/2023
89114WZT5	12751	Toronto Dominion Bank		06/27/2022	50,000,000.00	49,550,500.00	50,000,000.00	3.550	3.599	190	05/10/2023
89115BNS5	12793	Toronto Dominion Bank		08/30/2022	50,000,000.00	49,523,000.00	50,000,000.00	4.110	4.167	267	07/26/2023
89115BXN5	12809	Toronto Dominion Bank		09/29/2022	100,000,000.00	99,515,000.00	100,000,000.00	4.750	4.816	267	07/26/2023
89115BA75	12830	Toronto Dominion Bank		10/28/2022	50,000,000.00	49,977,500.00	50,000,000.00	5.270	5.343	238	06/27/2023
89115BAB6	12834	Toronto Dominion Bank		10/28/2022	50,000,000.00	49,976,000.00	50,000,000.00	5.340	5.414	267	07/26/2023
62478UFT8	12775	Union Bank of California		07/29/2022	50,000,000.00	49,979,000.00	50,000,000.00	2.890	2.930	20	11/21/2022
<b>Subtotal and Average</b>			<b>1,029,410,056.45</b>		<b>1,200,000,000.00</b>	<b>1,193,363,500.00</b>	<b>1,198,314,750.00</b>		<b>3.751</b>	<b>179</b>	
<b>Corporate Notes</b>											
037833DM9	11851	Apple Inc.		09/11/2019	3,000,000.00	2,848,140.00	2,993,160.00	1.800	1.848	680	09/11/2024

**Alameda County Investment Pool  
Portfolio Management  
Portfolio Details - Investments  
October 31, 2022**

CUSIP	Investment #	Issuer	Average Balance	Purchase Date	Par Value	Market Value	Book Value	Stated Rate	YTM 365	Days to Maturity	Maturity Date
<b>Corporate Notes</b>											
037833DM9	11943	Apple Inc.		12/12/2019	9,000,000.00	8,544,420.00	8,918,370.00	1.800	2.001	680	09/11/2024
037833DT4	12133	Apple Inc.		05/11/2020	5,000,000.00	4,572,050.00	4,991,050.00	1.125	1.162	922	05/11/2025
037833DV9	12134	Apple Inc.		05/11/2020	5,000,000.00	4,901,850.00	4,986,400.00	0.750	0.842	191	05/11/2023
037833DX5	12200	Apple Inc.		08/20/2020	5,000,000.00	4,460,950.00	4,988,200.00	0.550	0.598	1,023	08/20/2025
037833DX5	12201	Apple Inc.		08/20/2020	5,000,000.00	4,460,950.00	4,988,200.00	0.550	0.598	1,023	08/20/2025
037833EB2	12387	Apple Inc.		02/08/2021	20,000,000.00	17,512,600.00	19,955,000.00	0.746	0.792	1,195	02/08/2026
023135BQ8	12162	Amazon		06/10/2020	5,000,000.00	4,516,700.00	4,995,350.00	0.800	0.819	945	06/03/2025
023135BQ8	12163	Amazon		06/10/2020	5,000,000.00	4,516,700.00	4,993,750.00	0.800	0.826	945	06/03/2025
023135BQ8	12166	Amazon		06/11/2020	10,000,000.00	9,033,400.00	9,990,700.00	0.800	0.819	945	06/03/2025
023135BV7	12442	Amazon		05/12/2021	10,000,000.00	9,767,600.00	9,998,600.00	0.250	0.257	192	05/12/2023
023135BX3	12443	Amazon		05/12/2021	10,000,000.00	8,753,000.00	9,956,800.00	1.000	1.089	1,288	05/12/2026
023135BW5	12444	Amazon		05/12/2021	3,000,000.00	2,813,310.00	2,995,620.00	0.450	0.499	558	05/12/2024
023135CF1	12686	Amazon		04/13/2022	7,000,000.00	6,570,340.00	6,985,580.00	3.300	3.345	1,624	04/13/2027
023135CD6	12687	Amazon		04/13/2022	10,000,000.00	9,736,600.00	10,000,000.00	2.730	2.730	529	04/13/2024
023135CE4	12688	Amazon		04/13/2022	13,000,000.00	12,509,900.00	12,979,330.00	3.000	3.050	894	04/13/2025
06051GJG5	12241	Bank of America Corp.		09/25/2020	8,000,000.00	7,271,520.00	8,000,000.00	0.981	0.981	1,059	09/25/2025
06051GJG5	12242	Bank of America Corp.		09/25/2020	3,000,000.00	2,726,820.00	3,000,000.00	0.981	0.981	1,059	09/25/2025
06048WM31	12453	Bank of America Corp.		05/28/2021	10,000,000.00	8,469,900.00	10,000,000.00	1.250	1.250	1,304	05/28/2026
06048WM64	12482	Bank of America Corp.		07/07/2021	10,000,000.00	8,314,200.00	9,975,000.00	1.200	1.252	1,332	06/25/2026
06048WP46	12517	Bank of America Corp.		09/27/2021	10,000,000.00	8,915,700.00	10,000,000.00	0.750	0.750	877	03/27/2025
06048WN63	12530	Bank of America Corp.		10/08/2021	4,898,000.00	4,054,319.50	4,844,122.00	1.150	1.382	1,409	09/10/2026
06406RBC0	12699	Bank of New York		04/26/2022	10,000,000.00	9,620,500.00	9,998,600.00	3.350	3.355	906	04/25/2025
06406RAL1	12153	Bank of NY		06/01/2020	6,540,000.00	6,178,338.00	6,848,426.40	2.100	1.001	723	10/24/2024
06368EA36	12336	Bank of Montreal		12/08/2020	10,000,000.00	9,499,700.00	9,993,500.00	0.450	0.472	402	12/08/2023
06368FAA7	12508	Bank of Montreal		09/15/2021	5,000,000.00	4,790,700.00	4,995,800.00	0.400	0.442	318	09/15/2023
06368FAC3	12509	Bank of Montreal		09/15/2021	6,000,000.00	5,096,340.00	5,989,860.00	1.250	1.285	1,414	09/15/2026
06368FAE9	12625	Bank of Montreal		01/10/2022	10,000,000.00	9,170,100.00	9,994,700.00	1.500	1.518	801	01/10/2025
06368FAG4	12657	Bank of Montreal		03/08/2022	15,000,000.00	14,381,400.00	14,989,500.00	2.150	2.186	493	03/08/2024
06368D3S1	12746	Bank of Montreal		06/07/2022	6,000,000.00	5,742,780.00	5,998,620.00	3.700	3.708	949	06/07/2025
110122DN5	12302	Bristol Myers		11/13/2020	5,000,000.00	4,416,450.00	4,991,900.00	0.750	0.783	1,108	11/13/2025
110122DT2	12303	Bristol Myers		11/13/2020	5,000,000.00	4,780,600.00	5,000,000.00	0.537	0.537	377	11/13/2023
14913Q3C1	11971	Caterpillar Inc.		01/13/2020	15,000,000.00	14,984,400.00	14,993,100.00	1.950	1.967	17	11/18/2022
14913Q3C1	12032	Caterpillar Inc.		03/12/2020	5,000,000.00	4,994,800.00	5,013,341.61	1.950	1.404	17	11/18/2022
14913R2F3	12222	Caterpillar Inc.		09/14/2020	10,000,000.00	9,638,000.00	9,993,200.00	0.450	0.473	317	09/14/2023
14913R2J5	12410	Caterpillar Inc.		03/01/2021	10,000,000.00	9,877,200.00	9,991,400.00	0.250	0.293	120	03/01/2023
14913R2U0	12620	Caterpillar Inc.		01/10/2022	5,000,000.00	4,382,600.00	4,997,600.00	1.700	1.710	1,529	01/08/2027

Portfolio POOL  
RC  
PM (PRF\_PM2) 7.3.0

**Alameda County Investment Pool  
Portfolio Management  
Portfolio Details - Investments  
October 31, 2022**

CUSIP	Investment #	Issuer	Average Balance	Purchase Date	Par Value	Market Value	Book Value	Stated Rate	YTM 365	Days to Maturity	Maturity Date
<b>Corporate Notes</b>											
14913R2S5	12621	Caterpillar Inc.		01/10/2022	10,000,000.00	9,546,800.00	9,998,400.00	0.950	0.958	435	01/10/2024
194162AM5	12777	Colgate Palmolive		08/09/2022	3,000,000.00	2,877,720.00	2,997,240.00	3.100	3.114	1,018	08/15/2025
24422EVH9	12157	John Deere		06/04/2020	3,000,000.00	2,920,080.00	2,997,540.00	0.700	0.727	246	07/05/2023
24422EVJ5	12259	John Deere		10/09/2020	2,000,000.00	1,918,020.00	1,997,680.00	0.400	0.439	343	10/10/2023
24422EVX4	12622	John Deere		01/10/2022	3,000,000.00	2,863,800.00	2,999,520.00	0.900	0.908	435	01/10/2024
24422EWA3	12623	Dell Inc.		01/10/2022	5,000,000.00	4,379,350.00	4,997,150.00	1.700	1.712	1,532	01/11/2027
24422EYV2	12624	Dell Inc.		01/10/2022	7,000,000.00	6,485,640.00	6,996,710.00	1.250	1.266	801	01/10/2025
254687FN1	12066	Disney		03/23/2020	5,000,000.00	4,809,050.00	4,997,254.44	3.350	3.360	874	03/24/2025
31422XXA5	12690	Farmer Mac		04/08/2022	20,000,000.00	19,326,000.00	20,000,000.00	2.570	2.571	605	06/28/2024
02665WCA7	12028	American Honda		03/12/2020	5,000,000.00	4,992,300.00	5,028,661.83	2.600	1.427	15	11/16/2022
02665WDH1	12029	American Honda		03/12/2020	3,000,000.00	2,955,240.00	3,013,191.56	1.950	1.498	190	05/10/2023
02665WDH1	12030	American Honda		03/12/2020	5,500,000.00	5,417,940.00	5,524,619.51	1.950	1.490	190	05/10/2023
02665WDX6	12448	American Honda		05/20/2021	10,000,000.00	9,793,800.00	9,999,800.00	0.350	0.351	170	04/20/2023
458140BP4	12069	Intel Corp		03/25/2020	10,000,000.00	9,665,100.00	9,984,500.00	3.400	3.434	875	03/25/2025
46647PBS4	12226	J.P. Morgan		09/16/2020	4,000,000.00	3,818,480.00	4,000,000.00	0.653	0.653	685	09/16/2024
46647PBY1	12396	J.P. Morgan		02/16/2021	5,000,000.00	4,661,250.00	5,000,000.00	0.563	0.563	838	02/16/2025
46647PBZ8	12417	J.P. Morgan		03/16/2021	10,000,000.00	9,806,100.00	10,000,000.00	0.697	0.697	501	03/16/2024
48128G3N8	12454	J.P. Morgan		05/28/2021	5,000,000.00	4,255,150.00	5,000,000.00	1.200	1.200	1,304	05/28/2026
46647PCH7	12455	J.P. Morgan		06/01/2021	5,000,000.00	4,605,750.00	5,000,000.00	0.824	0.824	943	06/01/2025
48128G3V0	12459	J.P. Morgan		06/11/2021	10,000,000.00	8,506,200.00	10,000,000.00	1.150	1.150	1,318	06/11/2026
48128G4R8	12486	J.P. Morgan		08/17/2021	10,000,000.00	8,327,200.00	9,990,000.00	1.150	1.171	1,385	08/17/2026
53961LAH2	12402	Local Initiatives Support Corp		02/25/2021	5,000,000.00	4,683,850.00	5,000,000.00	0.500	0.500	471	02/15/2024
88579YBL4	12078	3M Corp		03/30/2020	4,761,000.00	4,718,531.88	4,727,530.17	1.750	2.003	105	02/14/2023
594918BQ6	11783	Mircosoft Inc.		06/27/2019	4,157,000.00	4,080,428.06	4,160,450.31	2.000	1.979	280	08/08/2023
594918AQ7	11836	Mircosoft Inc.		08/30/2019	15,150,000.00	15,140,304.00	15,185,321.14	2.125	1.644	14	11/15/2022
654106AH6	12074	Nike Inc.		03/27/2020	3,000,000.00	2,834,070.00	2,995,920.00	2.400	2.429	877	03/27/2025
67066GAL8	12679	NVIDIA		04/22/2022	20,000,000.00	18,658,600.00	19,115,528.89	0.584	2.824	591	06/14/2024
69371RQ66	12006	PACCAR Financial Corp.		02/06/2020	10,000,000.00	9,331,200.00	9,991,900.00	1.800	1.817	828	02/06/2025
713448EQ7	12045	Pepsi Inc.		03/19/2020	2,500,000.00	2,355,175.00	2,498,236.67	2.250	2.265	869	03/19/2025
713448EQ7	12047	Pepsi Inc.		03/19/2020	5,000,000.00	4,710,350.00	4,996,450.00	2.250	2.265	869	03/19/2025
713448EQ7	12051	Pepsi Inc.		03/20/2020	5,000,000.00	4,710,350.00	4,991,650.00	2.250	2.286	869	03/19/2025
713448FB9	12257	Pepsi Inc.		10/07/2020	10,000,000.00	9,580,400.00	9,994,300.00	0.400	0.120	340	10/07/2023
717081EX7	12151	Pfizer		05/28/2020	5,000,000.00	4,533,150.00	4,968,800.00	0.800	0.928	939	05/28/2025
742718FL8	12280	Proctor & Gamble		10/29/2020	5,000,000.00	4,424,050.00	4,991,900.00	0.550	0.583	1,093	10/29/2025
742718FL8	12633	Proctor & Gamble		01/31/2022	8,752,000.00	7,743,857.12	8,392,292.80	0.550	1.687	1,093	10/29/2025
742718FV6	12637	Proctor & Gamble		02/01/2022	20,000,000.00	17,931,000.00	19,971,600.00	1.900	1.930	1,553	02/01/2027

Portfolio POOL  
RC  
PM (PRF\_PM2) 7.3.0

**Alameda County Investment Pool  
Portfolio Management  
Portfolio Details - Investments  
October 31, 2022**

CUSIP	Investment #	Issuer	Average Balance	Purchase Date	Par Value	Market Value	Book Value	Stated Rate	YTM 365	Days to Maturity	Maturity Date
<b>Corporate Notes</b>											
69349LAG3	11909	PNC Bank NA		11/15/2019	15,000,000.00	15,000,000.00	15,044,360.04	2.700	2.116	0	11/01/2022
808513BR5	12445	Charles Schwab		05/13/2021	4,000,000.00	3,463,920.00	3,990,720.00	1.150	1.198	1,289	05/13/2026
808513BY0	12655	Charles Schwab		03/03/2022	1,000,000.00	892,180.00	998,920.00	2.450	2.473	1,583	03/03/2027
79466LAG9	12484	Salesforce Co.		07/12/2021	3,000,000.00	2,794,230.00	2,998,470.00	0.625	0.640	622	07/15/2024
89114QCM8	12364	Toronto Dominion Bank		01/06/2021	12,000,000.00	11,909,880.00	11,989,200.00	0.250	0.295	66	01/06/2023
89114QCP1	12365	Toronto Dominion Bank		01/06/2021	10,000,000.00	8,627,600.00	9,985,300.00	0.750	0.780	1,162	01/06/2026
89114TZK1	12591	Toronto Dominion Bank		12/13/2021	10,000,000.00	9,165,500.00	9,992,700.00	1.250	1.275	773	12/13/2024
89236TGX7	12081	Toyota Motor Credit Corp		04/01/2020	6,000,000.00	5,711,400.00	5,988,960.00	3.000	3.040	882	04/01/2025
89236TGW9	12083	Toyota Motor Credit Corp		04/01/2020	5,000,000.00	4,962,450.00	4,999,450.00	2.900	2.904	149	03/30/2023
89236TJH9	12464	Toyota Motor Credit Corp		06/18/2021	15,000,000.00	13,952,700.00	14,982,150.00	0.500	0.540	595	06/18/2024
89236TJN6	12506	Toyota Motor Credit Corp		09/13/2021	5,000,000.00	4,623,200.00	4,997,650.00	0.625	0.641	682	09/13/2024
89236TKC8	12758	Toyota Motor Credit Corp		06/30/2022	10,000,000.00	9,742,900.00	9,990,500.00	3.950	3.984	972	06/30/2025
89788JAB5	12026	Truist Bank		03/09/2020	10,000,000.00	9,873,100.00	9,993,000.00	1.250	1.274	128	03/09/2023
89788JAA79	12635	Truist Bank		01/31/2022	10,000,000.00	9,138,400.00	9,930,500.00	1.500	1.542	860	03/10/2025
882508BK9	12507	Texas Instrument		09/15/2021	3,000,000.00	2,612,040.00	3,000,000.00	1.125	1.125	1,414	09/15/2026
90327QD71	12449	USAA Capital Corp		05/21/2021	7,000,000.00	6,546,470.00	6,987,540.00	0.500	0.572	547	05/01/2024
90331HPF4	11935	US BANK		12/09/2019	20,000,000.00	19,906,600.00	19,983,200.00	1.950	1.978	69	01/09/2023
95001D6U9	12124	Wells Fargo Securities LLC		04/30/2020	5,000,000.00	4,908,800.00	5,000,000.00	2.150	2.150	180	04/30/2023
931142DU4	11342	Walmart		10/20/2017	5,000,000.00	4,988,050.00	4,999,600.00	2.350	2.351	44	12/15/2022
931142EK5	11536	Walmart		06/27/2018	2,000,000.00	1,985,200.00	1,999,460.00	3.400	3.406	237	06/26/2023
931142ER0	12512	Walmart		09/17/2021	3,000,000.00	2,611,140.00	2,994,330.00	1.050	1.089	1,416	09/17/2026
931142EW9	12800	Walmart		09/09/2022	7,000,000.00	6,853,420.00	6,995,100.00	3.900	3.925	1,043	09/09/2025
98459LAA1	12160	Yale University		06/09/2020	3,000,000.00	2,731,620.00	3,000,000.00	0.873	0.873	896	04/15/2025
<b>Subtotal and Average</b>			<b>727,670,876.08</b>		<b>729,258,000.00</b>	<b>683,191,963.56</b>	<b>727,670,037.37</b>		<b>1.547</b>	<b>713</b>	

**Washington Supranational Obligation**

45818WCS3	11932	InterAmerican Development Bank		12/03/2019	10,000,000.00	9,404,700.00	9,991,000.00	1.700	1.719	745	11/15/2024
45818WCS3	11950	InterAmerican Development Bank		12/16/2019	25,000,000.00	23,511,750.00	24,891,000.00	1.700	1.793	745	11/15/2024
45818WDA1	12412	InterAmerican Development Bank		03/11/2021	18,000,000.00	16,104,060.00	17,952,714.00	0.800	0.854	1,219	03/04/2026
459058JL8	12277	International Bank Recon & D		10/28/2020	15,000,000.00	13,305,450.00	14,983,050.00	0.500	0.523	1,092	10/28/2025
459058JM6	12312	International Bank Recon & D		11/24/2020	20,000,000.00	19,080,400.00	19,957,000.00	0.250	0.322	388	11/24/2023
459058JM6	12313	International Bank Recon & D		11/24/2020	15,000,000.00	14,310,300.00	14,967,750.00	0.250	0.322	388	11/24/2023
459058JE4	12358	International Bank Recon & D		12/23/2020	10,000,000.00	8,929,600.00	9,984,000.00	0.375	0.410	1,000	07/28/2025
459058JS3	12390	International Bank Recon & D		02/10/2021	15,000,000.00	12,887,700.00	15,000,000.00	0.650	0.650	1,197	02/10/2026
45905U5Y6	12400	International Bank Recon & D		02/18/2021	9,500,000.00	8,325,040.00	9,492,875.00	0.600	0.615	1,205	02/18/2026

**Alameda County Investment Pool  
Portfolio Management  
Portfolio Details - Investments  
October 31, 2022**

CUSIP	Investment #	Issuer	Average Balance	Purchase Date	Par Value	Market Value	Book Value	Stated Rate	YTM 365	Days to Maturity	Maturity Date
<b>Washington Supranational Obligation</b>											
45905U5Y6	12401	International Bank Recon & D		02/18/2021	10,000,000.00	8,763,200.00	10,000,000.00	0.600	0.600	1,205	02/18/2026
45906M2L4	12414	International Bank Recon & D		03/12/2021	15,000,000.00	13,158,900.00	14,857,500.00	0.650	0.846	1,211	02/24/2026
45906M3C3	12669	International Bank Recon & D		03/29/2022	7,500,000.00	7,260,375.00	7,494,150.00	2.250	2.290	513	03/28/2024
45906M3K5	12815	International Bank Recon & D		09/30/2022	15,000,000.00	14,663,250.00	15,000,000.00	4.500	4.500	1,794	09/30/2027
45950VNP7	11974	IFCDN		01/17/2020	25,000,000.00	23,394,250.00	24,953,750.00	1.680	1.719	801	01/10/2025
45950VPX8	12446	IFCDN		05/14/2021	10,000,000.00	8,768,700.00	10,000,000.00	0.860	0.860	1,290	05/14/2026
45950VQS8	12573	IFCDN		11/24/2021	10,000,000.00	9,557,400.00	10,000,000.00	0.610	0.610	388	11/24/2023
<b>Subtotal and Average</b>			<b>229,524,789.00</b>		<b>230,000,000.00</b>	<b>211,425,075.00</b>	<b>229,524,789.00</b>		<b>1.206</b>	<b>936</b>	
<b>Commercial Paper Disc. -Amortizing</b>											
46590ENJ3	12695	JP Morgan Sec		04/26/2022	50,000,000.00	49,520,000.00	49,184,166.67	2.200	2.295	78	01/18/2023
46590ENW4	12696	JP Morgan Sec		04/26/2022	50,000,000.00	49,446,500.00	49,147,500.00	2.200	2.296	90	01/30/2023
<b>Subtotal and Average</b>			<b>98,331,666.67</b>		<b>100,000,000.00</b>	<b>98,966,500.00</b>	<b>98,331,666.67</b>		<b>2.296</b>	<b>84</b>	
<b>Agency Bullets (Aaa/AA+)</b>											
3132X0U25	11486	Farmer Mac		04/19/2018	30,000,000.00	29,760,300.00	29,982,000.00	2.800	2.813	169	04/19/2023
3132X0U25	11487	Farmer Mac		04/19/2018	40,000,000.00	39,680,400.00	39,976,000.00	2.800	2.813	169	04/19/2023
3132X0U25	11488	Farmer Mac		04/19/2018	30,000,000.00	29,760,300.00	29,982,000.00	2.800	2.813	169	04/19/2023
31422BFL9	11755	Farmer Mac		05/10/2019	25,000,000.00	24,286,250.00	25,000,000.00	2.400	2.400	486	03/01/2024
31422BFK1	11756	Farmer Mac		05/10/2019	25,000,000.00	24,203,750.00	25,000,000.00	2.400	2.400	547	05/01/2024
31422BJB7	11793	Farmer Mac		07/22/2019	25,000,000.00	24,247,000.00	25,000,000.00	1.970	1.970	427	01/02/2024
31422BPC8	11911	Farmer Mac		11/20/2019	20,000,000.00	19,368,600.00	20,000,000.00	1.720	1.720	384	11/20/2023
31422BQK9	11955	Farmer Mac		12/20/2019	25,000,000.00	23,705,500.00	24,988,750.00	1.690	1.700	689	09/20/2024
31422BQW3	11956	Farmer Mac		12/20/2019	40,000,000.00	38,962,400.00	40,000,000.00	1.740	1.740	335	10/02/2023
31422BYV6	12115	Farmer Mac		04/27/2020	35,000,000.00	33,971,700.00	34,979,000.00	0.550	0.569	268	07/27/2023
31422XE40	12785	Farmer Mac		08/19/2022	15,000,000.00	14,740,950.00	15,000,000.00	4.000	4.000	846	02/24/2025
3133EKQU3	11778	Federal Farm Credit Bank		06/21/2019	30,000,000.00	28,806,900.00	29,984,700.00	1.950	1.961	590	06/13/2024
3133EKTV8	11784	Federal Farm Credit Bank		07/02/2019	12,000,000.00	11,500,320.00	11,998,320.00	1.900	1.903	608	07/01/2024
3133EKUA2	11785	Federal Farm Credit Bank		07/02/2019	15,000,000.00	14,913,150.00	14,989,800.00	1.850	1.870	92	02/01/2023
3133EKZK5	11812	Federal Farm Credit Bank		08/14/2019	20,000,000.00	19,509,000.00	19,992,000.00	1.600	1.610	286	08/14/2023
3133EKA63	11814	Federal Farm Credit Bank		08/16/2019	10,000,000.00	9,501,700.00	9,982,800.00	1.600	1.636	654	08/16/2024
3133ELZM9	12140	Federal Farm Credit Bank		05/15/2020	25,000,000.00	22,608,750.00	24,953,225.00	0.500	0.538	925	05/14/2025
3133ENKS8	12627	Federal Farm Credit Bank		01/11/2022	7,500,000.00	6,960,150.00	7,483,125.00	1.125	1.202	797	01/06/2025
3133ENZS2	12755	Federal Farm Credit Bank		06/28/2022	10,000,000.00	9,766,400.00	9,994,805.00	3.100	3.127	605	06/28/2024
3130AGWK7	11815	Federal Home Loan Bank		08/16/2019	12,000,000.00	11,379,960.00	11,971,800.00	1.500	2.136	653	08/15/2024



**Alameda County Investment Pool  
Portfolio Management  
Portfolio Details - Investments  
October 31, 2022**

CUSIP	Investment #	Issuer	Average Balance	Purchase Date	Par Value	Market Value	Book Value	Stated Rate	YTM 365	Days to Maturity	Maturity Date
<b>Agency Bullets (Aaa/AA+)</b>											
3130AGWK7	11816	Federal Home Loan Bank		08/16/2019	20,000,000.00	18,966,600.00	19,953,000.00	1.500	1.549	653	08/15/2024
3130AGWK7	11817	Federal Home Loan Bank		08/16/2019	20,000,000.00	18,966,600.00	19,953,000.00	1.500	1.549	653	08/15/2024
3130AJ7E3	12020	Federal Home Loan Bank		02/21/2020	14,000,000.00	13,873,580.00	13,974,240.00	1.375	1.438	108	02/17/2023
3130AJ7E3	12023	Federal Home Loan Bank		02/21/2020	15,000,000.00	14,864,550.00	14,972,400.00	1.375	1.438	108	02/17/2023
3130AK5E2	12220	Federal Home Loan Bank		09/11/2020	2,000,000.00	1,782,540.00	1,994,000.00	0.375	0.436	1,038	09/04/2025
3130APU29	12551	Federal Home Loan Bank		11/12/2021	12,800,000.00	12,279,936.00	12,794,112.00	0.500	0.523	373	11/09/2023
3130APU29	12552	Federal Home Loan Bank		11/12/2021	20,000,000.00	19,187,400.00	19,990,800.00	0.500	0.523	373	11/09/2023
3130AQF57	12598	Federal Home Loan Bank		12/22/2021	25,000,000.00	23,854,000.00	24,945,000.00	0.625	0.736	416	12/22/2023
3130AQF40	12599	Federal Home Loan Bank		12/22/2021	25,000,000.00	23,168,500.00	24,978,137.25	1.000	1.030	780	12/20/2024
3130AQF65	12600	Federal Home Loan Bank		12/22/2021	25,000,000.00	22,053,750.00	24,925,261.74	1.250	1.311	1,511	12/21/2026
3130ASDS5	12745	Federal Home Loan Bank		06/10/2022	20,000,000.00	19,363,200.00	19,953,600.00	2.750	2.867	605	06/28/2024
3130ASME6	12768	Federal Home Loan Bank		07/08/2022	15,000,000.00	14,614,650.00	14,970,900.00	3.000	3.101	615	07/08/2024
3130ASME6	12769	Federal Home Loan Bank		07/08/2022	10,000,000.00	9,743,100.00	9,980,600.00	3.000	3.101	615	07/08/2024
3130ASME6	12770	Federal Home Loan Bank		07/08/2022	5,000,000.00	4,871,550.00	4,990,300.00	3.000	3.101	615	07/08/2024
3130ATPY7	12822	Federal Home Loan Bank		10/19/2022	9,500,000.00	9,467,130.00	9,477,580.00	4.500	4.644	591	06/14/2024
3130ATQ91	12825	Federal Home Loan Bank		10/20/2022	10,750,000.00	10,735,702.50	10,747,312.50	4.625	4.651	353	10/20/2023
3130ATT31	12829	Federal Home Loan Bank		10/28/2022	15,000,000.00	14,956,950.00	14,983,650.00	4.500	4.561	702	10/03/2024
3137EAEN5	11520	Federal Home Loan Mtg Corp		06/11/2018	15,000,000.00	14,822,250.00	14,918,400.00	2.750	2.867	230	06/19/2023
3137EAEP0	12014	Federal Home Loan Mtg Corp		02/14/2020	15,000,000.00	14,031,150.00	14,988,450.00	1.500	1.516	834	02/12/2025
3137EAEP0	12015	Federal Home Loan Mtg Corp		02/14/2020	10,000,000.00	9,354,100.00	9,992,300.00	1.500	1.516	834	02/12/2025
3137EAER6	12129	Federal Home Loan Mtg Corp		05/07/2020	10,000,000.00	9,786,600.00	9,995,800.00	0.375	0.389	185	05/05/2023
3137EAER6	12130	Federal Home Loan Mtg Corp		05/07/2020	20,000,000.00	19,573,200.00	19,991,600.00	0.375	0.389	185	05/05/2023
3137EAER6	12131	Federal Home Loan Mtg Corp		05/07/2020	20,000,000.00	19,573,200.00	19,991,600.00	0.375	0.389	185	05/05/2023
31422BG53	12179	Federal Home Loan Mtg Corp		06/29/2020	15,000,000.00	14,430,750.00	14,988,000.00	0.350	0.375	332	09/29/2023
3137EAEU9	12195	Federal Home Loan Mtg Corp		07/23/2020	10,000,000.00	8,953,300.00	9,950,200.00	0.375	0.727	993	07/21/2025
3137EAUV7	12204	Federal Home Loan Mtg Corp		08/21/2020	10,000,000.00	9,643,800.00	9,989,800.00	0.250	0.284	296	08/24/2023
3137EAUV7	12205	Federal Home Loan Mtg Corp		08/21/2020	10,000,000.00	9,643,800.00	9,989,800.00	0.250	0.284	296	08/24/2023
3137EAUZ8	12291	Federal Home Loan Mtg Corp		11/05/2020	10,000,000.00	9,556,900.00	9,991,000.00	0.250	0.280	370	11/06/2023
3137EAUZ8	12293	Federal Home Loan Mtg Corp		11/05/2020	10,000,000.00	9,556,900.00	9,991,000.00	0.250	0.280	370	11/06/2023
3137EAF2	12331	Federal Home Loan Mtg Corp		12/04/2020	15,000,000.00	14,305,200.00	14,985,150.00	0.250	0.283	398	12/04/2023
3137EAF2	12332	Federal Home Loan Mtg Corp		12/04/2020	10,000,000.00	9,536,800.00	9,990,100.00	0.250	0.283	398	12/04/2023
3137EAEX3	12405	Federal Home Loan Mtg Corp		02/26/2021	15,000,000.00	13,344,750.00	14,747,400.00	0.375	0.750	1,057	09/23/2025
3135G0U43	11568	Federal National Mtg Assn		09/14/2018	20,000,000.00	19,685,800.00	19,918,000.00	2.875	2.964	315	09/12/2023
3135G0V34	11657	Federal National Mtg Assn		02/08/2019	20,000,000.00	19,474,600.00	19,925,600.00	2.500	2.580	461	02/05/2024
3135G0V34	11658	Federal National Mtg Assn		02/08/2019	20,000,000.00	19,474,600.00	19,925,600.00	2.500	2.580	461	02/05/2024
3135G0V75	11788	Federal National Mtg Assn		07/08/2019	20,000,000.00	19,093,400.00	19,924,200.00	1.750	1.830	609	07/02/2024

Portfolio POOL  
RC  
PM (PRF\_PM2) 7.3.0

**Alameda County Investment Pool  
Portfolio Management  
Portfolio Details - Investments  
October 31, 2022**

CUSIP	Investment #	Issuer	Average Balance	Purchase Date	Par Value	Market Value	Book Value	Stated Rate	YTM 365	Days to Maturity	Maturity Date
<b>Agency Bullets (Aaa/AA+)</b>											
3135G0W66	11872	Federal National Mtg Assn		10/18/2019	20,000,000.00	18,896,800.00	19,965,800.00	1.625	1.661	714	10/15/2024
3135G0W66	11875	Federal National Mtg Assn		10/18/2019	25,000,000.00	23,621,000.00	24,957,250.00	1.625	1.661	714	10/15/2024
3135G0W66	11876	Federal National Mtg Assn		10/18/2019	25,000,000.00	23,621,000.00	24,957,250.00	1.625	1.661	714	10/15/2024
3135G0W66	11918	Federal National Mtg Assn		11/22/2019	25,000,000.00	23,621,000.00	24,939,515.00	1.625	1.677	714	10/15/2024
3135G0X24	11969	Federal National Mtg Assn		01/10/2020	20,000,000.00	18,800,400.00	19,936,200.00	1.625	1.692	798	01/07/2025
3135G0X24	11970	Federal National Mtg Assn		01/10/2020	20,000,000.00	18,800,400.00	19,936,200.00	1.625	1.692	798	01/07/2025
3135G04Q3	12145	Federal National Mtg Assn		05/22/2020	20,000,000.00	19,524,200.00	19,939,800.00	0.250	0.351	202	05/22/2023
3135G04Q3	12146	Federal National Mtg Assn		05/22/2020	15,000,000.00	14,643,150.00	14,954,850.00	0.250	0.351	202	05/22/2023
3135G04Q3	12147	Federal National Mtg Assn		05/22/2020	15,000,000.00	14,643,150.00	14,954,850.00	0.250	0.351	202	05/22/2023
3135G04Z3	12171	Federal National Mtg Assn		06/19/2020	20,000,000.00	18,035,800.00	19,958,600.00	0.500	0.542	959	06/17/2025
3135G04Z3	12172	Federal National Mtg Assn		06/19/2020	15,000,000.00	13,526,850.00	14,968,950.00	0.500	0.542	959	06/17/2025
3135G05G4	12183	Federal National Mtg Assn		07/10/2020	10,000,000.00	9,695,300.00	9,978,500.00	0.250	0.322	251	07/10/2023
3135G06G3	12299	Federal National Mtg Assn		11/12/2020	18,000,000.00	15,994,440.00	17,935,560.00	0.500	0.573	1,102	11/07/2025
3135G06H1	12321	Federal National Mtg Assn		11/25/2020	15,000,000.00	14,308,500.00	14,982,900.00	0.250	0.288	391	11/27/2023
<b>Subtotal and Average</b>			<b>1,239,478,858.73</b>		<b>1,253,550,000.00</b>	<b>1,201,956,308.50</b>	<b>1,251,402,443.49</b>		<b>1.634</b>	<b>521</b>	
<b>Federal Agency Disc. -Amortizing</b>											
313384BF5	12765	Federal Home Loan Bk Disc Note		06/30/2022	50,000,000.00	49,496,500.00	49,265,831.10	2.470	2.572	90	01/30/2023
<b>Subtotal and Average</b>			<b>76,504,294.37</b>		<b>50,000,000.00</b>	<b>49,496,500.00</b>	<b>49,265,831.10</b>		<b>2.572</b>	<b>90</b>	
<b>Treasury Notes and Bonds</b>											
91282CCN9	12707	National Australia Bank		04/29/2022	100,000,000.00	96,688,000.00	97,269,531.26	0.125	2.342	272	07/31/2023
9128282D1	11744	U.S. Treasury		04/29/2019	50,000,000.00	48,666,000.00	48,093,750.00	1.375	2.304	303	08/31/2023
912828S92	11791	U.S. Treasury		07/16/2019	50,000,000.00	48,750,000.00	48,804,687.50	1.250	1.867	272	07/31/2023
9128282D1	11832	U.S. Treasury		08/28/2019	50,000,000.00	48,666,000.00	49,966,796.90	1.375	1.392	303	08/31/2023
912828S92	11843	U.S. Treasury		09/06/2019	50,000,000.00	48,750,000.00	49,636,718.75	1.250	1.442	272	07/31/2023
912828VB3	11862	U.S. Treasury		09/26/2019	50,000,000.00	49,267,500.00	50,253,906.25	1.750	1.605	195	05/15/2023
912828Y87	11919	U.S. Treasury		11/22/2019	50,000,000.00	47,615,500.00	50,298,828.15	1.750	1.617	638	07/31/2024
912828Y87	11936	U.S. Treasury		12/10/2019	50,000,000.00	47,615,500.00	50,134,765.65	1.750	1.689	638	07/31/2024
91282CBG5	12407	U.S. Treasury		02/26/2021	50,000,000.00	49,511,000.00	49,968,750.00	0.125	0.157	91	01/31/2023
91282CBM2	12408	U.S. Treasury		02/26/2021	50,000,000.00	47,193,500.00	49,699,218.75	0.125	0.329	471	02/15/2024
91282CBQ3	12409	U.S. Treasury		03/01/2021	25,000,000.00	21,987,250.00	24,630,859.38	0.500	0.802	1,215	02/28/2026
91282CDA6	12519	U.S. Treasury		09/30/2021	50,000,000.00	48,047,000.00	49,945,312.50	0.250	0.305	333	09/30/2023
91282CCZ2	12520	U.S. Treasury		09/30/2021	50,000,000.00	43,777,500.00	49,666,015.63	0.875	1.012	1,429	09/30/2026
91282CAT8	12522	U.S. Treasury		09/30/2021	50,000,000.00	44,185,500.00	48,865,234.39	0.250	0.816	1,095	10/31/2025

**Alameda County Investment Pool  
Portfolio Management  
Portfolio Details - Investments  
October 31, 2022**

CUSIP	Investment #	Issuer	Average Balance	Purchase Date	Par Value	Market Value	Book Value	Stated Rate	YTM 365	Days to Maturity	Maturity Date
<b>Treasury Notes and Bonds</b>											
91282CDB4	12537	U.S. Treasury		10/27/2021	50,000,000.00	46,404,500.00	49,742,187.50	0.625	0.801	714	10/15/2024
91282CDD0	12555	U.S. Treasury		11/15/2021	50,000,000.00	47,910,000.00	49,873,003.74	0.375	0.513	364	10/31/2023
91282CCT6	12596	U.S. Treasury		12/21/2021	50,000,000.00	46,400,500.00	49,373,046.90	0.375	0.854	653	08/15/2024
91282CDB4	12597	U.S. Treasury		12/21/2021	50,000,000.00	46,404,500.00	49,626,953.15	0.625	0.894	714	10/15/2024
91282CCU3	12604	U.S. Treasury		12/23/2021	50,000,000.00	48,129,000.00	49,580,078.15	0.125	0.627	303	08/31/2023
91282CCU3	12605	U.S. Treasury		12/23/2021	50,000,000.00	48,129,000.00	49,582,031.25	0.125	0.624	303	08/31/2023
91282CCT6	12606	U.S. Treasury		12/23/2021	50,000,000.00	46,400,500.00	49,349,609.40	0.375	0.873	653	08/15/2024
91282CDV0	12634	U.S. Treasury		01/31/2022	50,000,000.00	47,705,000.00	49,679,687.50	0.875	1.200	456	01/31/2024
912828R69	12680	U.S. Treasury		04/21/2022	50,000,000.00	49,164,000.00	49,765,625.00	1.625	2.054	211	05/31/2023
91282CDD0	12681	U.S. Treasury		04/21/2022	50,000,000.00	47,910,000.00	48,494,140.65	0.375	2.398	364	10/31/2023
91282CBG5	12835	U.S. Treasury		10/28/2022	100,000,000.00	99,022,000.00	99,012,145.98	0.125	4.109	91	01/31/2023
<b>Subtotal and Average</b>			<b>1,225,076,499.11</b>		<b>1,325,000,000.00</b>	<b>1,264,299,250.00</b>	<b>1,311,312,884.33</b>		<b>1.456</b>	<b>457</b>	
<b>Agency Callables (Aaa/AA+)</b>											
31422XXL1	12698	Farmer Mac		04/28/2022	25,000,000.00	24,105,750.00	25,000,000.00	3.050	3.051	1,000	07/28/2025
31422XXG2	12700	Farmer Mac		04/26/2022	15,000,000.00	14,228,550.00	15,000,000.00	3.100	3.100	1,637	04/26/2027
3133EMYD8	12441	Federal Farm Credit Bank		05/06/2021	15,000,000.00	13,392,900.00	15,000,000.00	0.850	0.850	1,098	11/03/2025
3133EMZS4	12447	Federal Farm Credit Bank		05/18/2021	10,000,000.00	8,775,400.00	10,000,000.00	0.900	0.900	1,294	05/18/2026
3133ENEJ5	12564	Federal Farm Credit Bank		11/18/2021	25,000,000.00	23,162,500.00	24,971,250.00	0.875	0.914	748	11/18/2024
3133ENHW3	12603	Federal Farm Credit Bank		12/23/2021	25,000,000.00	22,785,250.00	25,000,000.00	1.170	1.170	965	06/23/2025
3133ENPG9	12642	Federal Farm Credit Bank		02/15/2022	15,000,000.00	14,086,350.00	14,959,950.00	1.750	1.842	836	02/14/2025
3130AKN85	12367	Federal Home Loan Bank		01/20/2021	20,000,000.00	17,506,800.00	19,974,000.00	0.550	0.576	1,176	01/20/2026
3130AKVY9	12373	Federal Home Loan Bank		01/29/2021	10,000,000.00	8,736,800.00	10,000,000.00	0.520	0.520	1,185	01/29/2026
3130AKVN3	12374	Federal Home Loan Bank		01/29/2021	5,000,000.00	4,368,400.00	5,000,000.00	0.520	0.520	1,185	01/29/2026
3130AKUS3	12377	Federal Home Loan Bank		01/29/2021	15,450,000.00	13,490,785.50	15,442,275.00	0.500	0.510	1,184	01/28/2026
3130AKMD5	12378	Federal Home Loan Bank		01/29/2021	4,980,000.00	4,349,283.00	4,976,324.76	0.500	0.515	1,182	01/26/2026
3130AKXB7	12391	Federal Home Loan Bank		02/11/2021	10,000,000.00	8,742,200.00	10,000,000.00	0.580	0.580	1,198	02/11/2026
3130AKXB7	12392	Federal Home Loan Bank		02/11/2021	20,000,000.00	17,484,400.00	20,000,000.00	0.580	0.580	1,198	02/11/2026
3130AKWA0	12393	Federal Home Loan Bank		02/12/2021	13,000,000.00	11,340,290.00	12,979,200.00	0.520	0.552	1,199	02/12/2026
3130AKXQ4	12394	Federal Home Loan Bank		02/12/2021	15,000,000.00	13,120,950.00	15,000,000.00	0.600	0.600	1,199	02/12/2026
3130AKVR4	12395	Federal Home Loan Bank		02/12/2021	20,000,000.00	17,469,000.00	20,000,000.00	0.550	0.550	1,199	02/12/2026
3130AL3S1	12397	Federal Home Loan Bank		02/17/2021	10,000,000.00	8,750,200.00	10,000,000.00	0.625	0.625	1,204	02/17/2026
3130ALEM2	12403	Federal Home Loan Bank		02/25/2021	15,000,000.00	13,189,800.00	15,000,000.00	0.790	0.790	1,212	02/25/2026
3130AKZ25	12406	Federal Home Loan Bank		02/26/2021	10,000,000.00	8,750,000.00	10,000,000.00	0.650	0.650	1,213	02/26/2026
3130ALJ70	12413	Federal Home Loan Bank		03/12/2021	10,000,000.00	9,402,800.00	10,000,000.00	0.400	0.400	497	03/12/2024

**Alameda County Investment Pool  
Portfolio Management  
Portfolio Details - Investments  
October 31, 2022**

CUSIP	Investment #	Issuer	Average Balance	Purchase Date	Par Value	Market Value	Book Value	Stated Rate	YTM 365	Days to Maturity	Maturity Date
<b>Agency Callables (Aaa/AA+)</b>											
3130ALGJ7	12419	Federal Home Loan Bank		03/23/2021	20,000,000.00	17,669,200.00	20,000,000.00	1.000	1.000	1,238	03/23/2026
3130ALGJ7	12420	Federal Home Loan Bank		03/23/2021	9,250,000.00	8,172,005.00	9,250,000.00	1.000	1.000	1,238	03/23/2026
3130ALVS0	12436	Federal Home Loan Bank		04/27/2021	15,000,000.00	13,664,550.00	15,000,000.00	0.620	0.620	818	01/27/2025
3130AMAG7	12437	Federal Home Loan Bank		04/29/2021	10,000,000.00	8,823,200.00	10,000,000.00	1.050	1.050	1,275	04/29/2026
3130AMUP5	12466	Federal Home Loan Bank		06/23/2021	15,000,000.00	13,679,700.00	15,000,000.00	0.500	0.500	783	12/23/2024
3130AMU75	12476	Federal Home Loan Bank		06/30/2021	10,000,000.00	8,761,800.00	10,000,000.00	1.000	1.000	1,333	06/26/2026
3130ANSC53	12494	Federal Home Loan Bank		08/30/2021	15,000,000.00	13,072,050.00	15,000,000.00	1.000	1.000	1,394	08/26/2026
3130ANWK24	12495	Federal Home Loan Bank		08/30/2021	25,000,000.00	22,716,000.00	25,000,000.00	0.650	0.650	848	02/26/2025
3130ANWG1	12496	Federal Home Loan Bank		08/30/2021	25,000,000.00	23,101,500.00	25,000,000.00	0.500	0.500	664	08/26/2024
3130ANWJ5	12497	Federal Home Loan Bank		08/30/2021	25,000,000.00	22,510,500.00	25,000,000.00	0.720	0.720	952	06/10/2025
3130ANU32	12516	Federal Home Loan Bank		09/22/2021	10,000,000.00	8,696,200.00	9,995,000.00	1.000	1.010	1,421	09/22/2026
3130APDL6	12521	Federal Home Loan Bank		09/30/2021	15,000,000.00	13,509,300.00	15,000,000.00	0.800	0.800	972	06/30/2025
3130APJ89	12538	Federal Home Loan Bank		10/28/2021	10,000,000.00	9,214,900.00	10,000,000.00	0.700	0.700	727	10/28/2024
3130APLB9	12539	Federal Home Loan Bank		10/28/2021	10,000,000.00	9,241,000.00	10,000,000.00	0.850	0.850	727	10/28/2024
3130APLB9	12540	Federal Home Loan Bank		10/28/2021	10,000,000.00	9,241,000.00	10,000,000.00	0.850	0.850	727	10/28/2024
3130APRA5	12554	Federal Home Loan Bank		11/15/2021	25,000,000.00	23,258,750.00	25,000,000.00	1.100	1.100	745	11/15/2024
3130APRU1	12556	Federal Home Loan Bank		11/16/2021	10,000,000.00	10,000,000.00	10,000,000.00	1.000	1.000	654	08/16/2024
3130APRU1	12557	Federal Home Loan Bank		11/16/2021	25,000,000.00	23,338,750.00	25,000,000.00	1.000	1.000	654	08/16/2024
3130APLJ2	12560	Federal Home Loan Bank		11/17/2021	15,000,000.00	14,315,250.00	15,000,000.00	0.500	0.500	381	11/17/2023
3130APNH4	12561	Federal Home Loan Bank		11/18/2021	10,000,000.00	8,992,200.00	10,000,000.00	1.200	1.200	1,113	11/18/2025
3130APQG3	12562	Federal Home Loan Bank		11/18/2021	20,000,000.00	17,984,400.00	20,000,000.00	1.200	1.200	1,113	11/18/2025
3130APRE7	12563	Federal Home Loan Bank		11/18/2021	25,000,000.00	22,928,250.00	25,000,000.00	1.010	1.010	840	02/18/2025
3130APBR5	12570	Federal Home Loan Bank		11/19/2021	14,950,000.00	13,656,526.00	14,804,237.50	0.650	0.967	798	01/07/2025
3130APVJ1	12571	Federal Home Loan Bank		11/23/2021	15,000,000.00	13,246,050.00	15,000,000.00	1.500	1.500	1,483	11/23/2026
3130APUP8	12572	Federal Home Loan Bank		11/23/2021	25,000,000.00	23,216,250.00	25,000,000.00	0.750	0.750	661	08/23/2024
3130APWH4	12574	Federal Home Loan Bank		11/24/2021	15,000,000.00	14,382,150.00	15,000,000.00	0.750	0.750	386	11/22/2023
3130APWM3	12581	Federal Home Loan Bank		11/30/2021	10,000,000.00	9,255,000.00	10,000,000.00	1.050	1.050	755	11/25/2024
3130APWE1	12582	Federal Home Loan Bank		11/30/2021	15,000,000.00	13,236,750.00	15,000,000.00	1.500	1.500	1,485	11/25/2026
3130APVV3	12583	Federal Home Loan Bank		11/30/2021	25,000,000.00	23,137,500.00	25,000,000.00	1.050	1.050	755	11/25/2024
3130APW43	12585	Federal Home Loan Bank		12/02/2021	8,125,000.00	7,165,600.00	8,123,375.00	1.500	1.504	1,492	12/02/2026
3130APW84	12586	Federal Home Loan Bank		12/03/2021	10,000,000.00	8,818,500.00	9,997,500.00	1.500	1.505	1,493	12/03/2026
3130APXL4	12589	Federal Home Loan Bank		12/10/2021	25,000,000.00	23,129,500.00	24,993,750.00	1.100	1.108	770	12/10/2024
3130APXT7	12594	Federal Home Loan Bank		12/17/2021	10,000,000.00	8,890,300.00	10,000,000.00	1.600	1.600	1,507	12/17/2026
3130AQ4D2	12602	Federal Home Loan Bank		12/23/2021	7,650,000.00	7,091,167.50	7,650,000.00	1.250	1.250	784	12/24/2024
3130AQZ25	12607	Federal Home Loan Bank		12/27/2021	25,000,000.00	22,464,750.00	25,000,000.00	1.500	1.500	1,242	03/27/2026
3130AQ7M9	12608	Federal Home Loan Bank		12/27/2021	25,000,000.00	22,796,000.00	25,000,000.00	1.250	1.250	969	06/27/2025

Portfolio POOL  
RC  
PM (PRF\_PM2) 7.3.0

**Alameda County Investment Pool  
Portfolio Management  
Portfolio Details - Investments  
October 31, 2022**

CUSIP	Investment #	Issuer	Average Balance	Purchase Date	Par Value	Market Value	Book Value	Stated Rate	YTM 365	Days to Maturity	Maturity Date
<b>Agency Callables (Aaa/AA+)</b>											
3130AQFC2	12609	Federal Home Loan Bank		12/27/2021	25,000,000.00	23,244,750.00	24,993,750.00	1.000	1.009	696	09/27/2024
3130AQ6F5	12610	Federal Home Loan Bank		12/28/2021	10,000,000.00	9,540,400.00	10,000,000.00	0.800	0.800	422	12/28/2023
3130AQA29	12611	Federal Home Loan Bank		12/28/2021	15,000,000.00	13,782,000.00	15,000,000.00	1.230	1.230	878	03/28/2025
3130AQDR1	12613	Federal Home Loan Bank		12/30/2021	25,000,000.00	23,449,750.00	25,000,000.00	1.000	1.000	605	06/28/2024
3130AQDQ3	12614	Federal Home Loan Bank		12/30/2021	15,000,000.00	13,664,100.00	15,000,000.00	1.220	1.220	972	06/30/2025
3130AQ5S8	12615	Federal Home Loan Bank		12/30/2021	25,000,000.00	22,792,000.00	25,000,000.00	1.250	1.250	972	06/30/2025
3130AQFD0	12616	Federal Home Loan Bank		12/30/2021	25,000,000.00	23,065,750.00	25,000,000.00	1.060	1.060	790	12/30/2024
3130AQGY3	12617	Federal Home Loan Bank		12/30/2021	25,000,000.00	23,252,250.00	25,000,000.00	1.030	1.030	699	09/30/2024
3130AQFW8	12618	Federal Home Loan Bank		12/30/2021	25,000,000.00	23,238,500.00	25,000,000.00	1.000	1.000	699	09/30/2024
3130AQJ38	12629	Federal Home Loan Bank		01/25/2022	10,000,000.00	9,385,000.00	10,000,000.00	1.050	1.050	632	07/25/2024
3130AQGT4	12631	Federal Home Loan Bank		01/28/2022	15,000,000.00	13,844,100.00	14,857,500.00	1.100	1.429	804	01/13/2025
3130AQM83	12632	Federal Home Loan Bank		01/28/2022	4,185,000.00	3,740,008.95	4,164,261.00	1.600	1.716	1,364	07/27/2026
3130AQUT8	12645	Federal Home Loan Bank		02/17/2022	10,000,000.00	8,952,300.00	10,000,000.00	2.010	2.010	1,569	02/17/2027
3130AQVM2	12647	Federal Home Loan Bank		02/25/2022	10,000,000.00	9,324,200.00	10,000,000.00	1.750	1.750	847	02/25/2025
3130AQYU7	12648	Federal Home Loan Bank		02/25/2022	10,000,000.00	8,961,800.00	10,000,000.00	2.050	2.050	1,577	02/25/2027
3130AQT78	12652	Federal Home Loan Bank		02/28/2022	15,000,000.00	14,081,550.00	15,000,000.00	1.750	1.750	850	02/28/2025
3130ARB42	12659	Federal Home Loan Bank		03/14/2022	15,000,000.00	14,815,350.00	15,000,000.00	1.250	1.250	133	03/14/2023
3130AMU67	12666	Federal Home Loan Bank		03/21/2022	20,000,000.00	18,637,000.00	19,238,220.00	0.400	2.128	605	06/28/2024
3130ARGC9	12667	Federal Home Loan Bank		03/25/2022	10,000,000.00	9,149,200.00	10,000,000.00	2.550	2.550	1,605	03/25/2027
3130ARBC4	12668	Federal Home Loan Bank		03/28/2022	5,000,000.00	4,799,900.00	5,000,000.00	2.000	2.000	513	03/28/2024
3130ARAE1	12670	Federal Home Loan Bank		03/25/2022	25,000,000.00	23,324,500.00	25,000,000.00	2.100	2.100	967	06/25/2025
3130ARFQ9	12671	Federal Home Loan Bank		04/05/2022	25,000,000.00	22,847,500.00	25,000,000.00	2.610	2.610	1,616	04/05/2027
3130ARG70	12673	Federal Home Loan Bank		03/30/2022	15,000,000.00	14,830,350.00	15,000,000.00	2.010	1.513	149	03/30/2023
3130ARC41	12674	Federal Home Loan Bank		03/30/2022	15,000,000.00	14,144,700.00	15,000,000.00	2.320	2.320	875	03/25/2025
3130ARFG1	12675	Federal Home Loan Bank		03/30/2022	10,000,000.00	9,094,800.00	10,000,000.00	2.400	2.400	1,605	03/25/2027
3130ARJW2	12677	Federal Home Loan Bank		04/22/2022	15,000,000.00	14,337,000.00	15,000,000.00	3.000	3.000	903	04/22/2025
3130ARL33	12682	Federal Home Loan Bank		04/21/2022	20,000,000.00	19,013,200.00	20,000,000.00	3.000	3.001	1,024	08/21/2025
3130ARND9	12689	Federal Home Loan Bank		04/12/2022	20,000,000.00	19,778,400.00	20,000,000.00	2.350	1.848	162	04/12/2023
3130ARDV0	12691	Federal Home Loan Bank		04/08/2022	10,000,000.00	9,271,800.00	10,000,000.00	3.000	3.000	1,605	03/25/2027
3130ARPZ8	12697	Federal Home Loan Bank		04/28/2022	25,000,000.00	23,875,750.00	25,000,000.00	3.150	3.151	1,000	07/28/2025
3130ARUV1	12706	Federal Home Loan Bank		04/27/2022	25,000,000.00	23,754,500.00	25,000,000.00	3.100	3.100	1,091	10/27/2025
3130ARYU9	12740	Federal Home Loan Bank		05/23/2022	10,000,000.00	9,758,500.00	10,000,000.00	3.000	3.002	479	02/23/2024
3130AS3H0	12741	Federal Home Loan Bank		05/26/2022	25,000,000.00	24,251,250.00	25,000,000.00	2.625	2.626	482	02/26/2024
3130ASBX6	12743	Federal Home Loan Bank		06/03/2022	10,000,000.00	9,821,800.00	10,000,000.00	2.275	2.276	241	06/30/2023
3130ASC49	12748	Federal Home Loan Bank		06/16/2022	15,000,000.00	14,738,250.00	15,000,000.00	2.300	2.300	238	06/27/2023
3130ASKE8	12754	Federal Home Loan Bank		06/28/2022	15,000,000.00	14,709,300.00	15,000,000.00	3.300	3.300	422	12/28/2023

**Alameda County Investment Pool  
Portfolio Management  
Portfolio Details - Investments  
October 31, 2022**

CUSIP	Investment #	Issuer	Average Balance	Purchase Date	Par Value	Market Value	Book Value	Stated Rate	YTM 365	Days to Maturity	Maturity Date
<b>Agency Callables (Aaa/AA+)</b>											
3130ASKJ7	12756	Federal Home Loan Bank		06/28/2022	20,000,000.00	19,519,400.00	20,000,000.00	3.500	3.500	605	06/28/2024
3130ASKF5	12757	Federal Home Loan Bank		06/30/2022	10,000,000.00	9,894,300.00	10,000,000.00	3.000	3.000	241	06/30/2023
3130AS5R6	12761	Federal Home Loan Bank		06/30/2022	50,000,000.00	49,312,000.00	49,755,000.00	2.250	3.023	255	07/14/2023
3130ASQC6	12774	Federal Home Loan Bank		07/28/2022	20,000,000.00	19,774,600.00	20,000,000.00	3.500	3.500	269	07/28/2023
3130ASUT4	12778	Federal Home Loan Bank		08/10/2022	15,000,000.00	14,785,950.00	15,000,000.00	3.020	3.127	282	08/10/2023
3130ASZD4	12787	Federal Home Loan Bank		08/30/2022	15,000,000.00	14,813,850.00	14,998,500.00	4.130	4.134	1,031	08/28/2025
3130ASYZ6	12789	Federal Home Loan Bank		08/30/2022	25,000,000.00	24,572,500.00	25,000,000.00	4.000	4.000	1,031	08/28/2025
3130ASYR4	12806	Federal Home Loan Bank		09/27/2022	25,000,000.00	24,504,500.00	24,685,000.00	4.000	4.576	1,031	08/28/2025
3130ATDV6	12814	Federal Home Loan Bank		09/30/2022	10,000,000.00	9,919,900.00	10,000,000.00	5.000	5.000	1,794	09/30/2027
3130ATJ32	12826	Federal Home Loan Bank		10/24/2022	10,000,000.00	10,009,700.00	10,000,000.00	5.250	5.250	1,088	10/24/2025
31422BUS7	12016	Federal Home Loan Mtg Corp		02/18/2020	25,000,000.00	23,425,500.00	25,000,000.00	1.680	1.680	840	02/18/2025
3134GVWR5	12144	Federal Home Loan Mtg Corp		05/22/2020	25,000,000.00	22,670,750.00	25,000,000.00	0.625	0.625	933	05/22/2025
3134GWND4	12199	Federal Home Loan Mtg Corp		08/12/2020	15,000,000.00	13,422,300.00	15,000,000.00	0.600	0.600	1,015	08/12/2025
3134GWN44	12219	Federal Home Loan Mtg Corp		09/11/2020	15,000,000.00	13,849,650.00	15,000,000.00	0.450	0.450	680	09/11/2024
3134GWUY0	12246	Federal Home Loan Mtg Corp		09/30/2020	15,000,000.00	13,649,400.00	15,000,000.00	0.400	0.400	790	12/30/2024
3134GWVJ2	12247	Federal Home Loan Mtg Corp		09/30/2020	15,000,000.00	13,788,300.00	15,000,000.00	0.400	0.400	699	09/30/2024
3134GWWX0	12248	Federal Home Loan Mtg Corp		09/30/2020	15,000,000.00	13,793,700.00	15,000,000.00	0.400	0.400	699	09/30/2024
3134GWVJ2	12249	Federal Home Loan Mtg Corp		09/30/2020	10,000,000.00	9,192,200.00	10,000,000.00	0.400	0.400	699	09/30/2024
3134GWXG6	12250	Federal Home Loan Mtg Corp		09/30/2020	10,000,000.00	9,105,700.00	10,000,000.00	0.430	0.430	790	12/30/2024
3134GWUY0	12251	Federal Home Loan Mtg Corp		09/30/2020	10,000,000.00	9,099,600.00	10,000,000.00	0.400	0.400	790	12/30/2024
3134GXBD5	12300	Federal Home Loan Mtg Corp		11/12/2020	15,000,000.00	14,001,300.00	15,000,000.00	0.360	0.360	561	05/15/2024
3134GXDZ4	12318	Federal Home Loan Mtg Corp		11/25/2020	15,000,000.00	13,719,600.00	15,000,000.00	0.450	0.450	755	11/25/2024
3134GXBM5	12319	Federal Home Loan Mtg Corp		11/25/2020	15,000,000.00	13,265,400.00	15,000,000.00	0.600	0.600	1,107	11/12/2025
3134GXHD9	12359	Federal Home Loan Mtg Corp		12/23/2020	10,000,000.00	8,835,700.00	10,000,000.00	0.700	0.700	1,148	12/23/2025
3134GXQN7	12672	Federal Home Loan Mtg Corp		04/05/2022	10,000,000.00	9,906,100.00	10,000,000.00	2.350	1.798	155	04/05/2023
3134GXSD7	12715	Federal Home Loan Mtg Corp		05/05/2022	25,000,000.00	24,342,500.00	25,000,000.00	3.020	3.020	735	11/05/2024
3134GXL44	12779	Federal Home Loan Mtg Corp		08/12/2022	15,000,000.00	14,802,750.00	15,000,000.00	4.000	4.000	1,015	08/12/2025
3134GXR63	12786	Federal Home Loan Mtg Corp		08/29/2022	20,000,000.00	19,561,200.00	20,000,000.00	4.050	4.050	1,031	08/28/2025
3134GXT87	12788	Federal Home Loan Mtg Corp		08/30/2022	25,000,000.00	24,640,500.00	25,000,000.00	4.000	4.000	850	02/28/2025
3134GXS88	12790	Federal Home Loan Mtg Corp		08/30/2022	10,000,000.00	9,848,100.00	10,000,000.00	4.000	4.000	850	02/28/2025
3134GXS88	12791	Federal Home Loan Mtg Corp		08/30/2022	10,000,000.00	9,848,100.00	10,000,000.00	4.000	4.000	850	02/28/2025
3134GXW34	12792	Federal Home Loan Mtg Corp		08/30/2022	20,000,000.00	19,740,000.00	20,000,000.00	4.250	4.250	1,031	08/28/2025
3134GXY65	12804	Federal Home Loan Mtg Corp		09/16/2022	15,000,000.00	14,659,800.00	15,000,000.00	4.250	4.250	1,231	03/16/2026
3134GX6A7	12827	Federal Home Loan Mtg Corp		10/25/2022	15,000,000.00	15,013,050.00	15,000,000.00	5.000	5.000	906	04/25/2025
3134GX4M3	12828	Federal Home Loan Mtg Corp		10/28/2022	10,000,000.00	9,995,100.00	10,000,000.00	5.080	5.080	724	10/25/2024
3136G4XV0	12181	Federal National Mtg Assn		06/30/2020	15,000,000.00	13,500,900.00	15,000,000.00	0.730	0.730	972	06/30/2025

Portfolio POOL  
RC  
PM (PRF\_PM2) 7.3.0

**Alameda County Investment Pool  
Portfolio Management  
Portfolio Details - Investments  
October 31, 2022**

CUSIP	Investment #	Issuer	Average Balance	Purchase Date	Par Value	Market Value	Book Value	Stated Rate	YTM 365	Days to Maturity	Maturity Date
<b>Agency Callables (Aaa/AA+)</b>											
3136G4ZJ5	12184	Federal National Mtg Assn		07/21/2020	10,000,000.00	8,972,600.00	10,000,000.00	0.625	0.625	993	07/21/2025
3136G4A86	12185	Federal National Mtg Assn		07/21/2020	8,000,000.00	7,138,720.00	7,984,000.00	0.500	0.541	993	07/21/2025
3135G05X7	12209	Federal National Mtg Assn		08/27/2020	15,000,000.00	13,372,950.00	14,929,800.00	0.375	0.470	1,028	08/25/2025
3135G05X7	12210	Federal National Mtg Assn		08/27/2020	10,000,000.00	8,915,300.00	9,953,200.00	0.375	0.470	1,028	08/25/2025
3136G42F9	12211	Federal National Mtg Assn		08/27/2020	10,000,000.00	8,921,300.00	10,000,000.00	0.625	0.625	1,030	08/27/2025
3136G44U4	12265	Federal National Mtg Assn		10/20/2020	10,000,000.00	8,837,300.00	10,000,000.00	0.500	0.500	1,084	10/20/2025
3135G06C2	12278	Federal National Mtg Assn		10/29/2020	15,000,000.00	13,284,450.00	15,000,000.00	0.600	0.600	1,093	10/29/2025
3135GA2Z3	12304	Federal National Mtg Assn		11/17/2020	10,000,000.00	8,827,900.00	9,995,000.00	0.560	0.570	1,112	11/17/2025
3135GA3G4	12317	Federal National Mtg Assn		11/25/2020	10,000,000.00	9,138,300.00	10,000,000.00	0.400	0.400	755	11/25/2024
3135GAA76	12343	Federal National Mtg Assn		12/09/2020	20,000,000.00	17,946,600.00	20,000,000.00	0.540	0.540	951	06/09/2025
3135GABT7	12355	Federal National Mtg Assn		12/16/2020	20,000,000.00	17,914,200.00	20,000,000.00	0.500	0.500	958	06/16/2025
3135GA7L9	12356	Federal National Mtg Assn		12/16/2020	20,000,000.00	17,914,200.00	20,000,000.00	0.500	0.500	958	06/16/2025
<b>Subtotal and Average</b>			<b>2,215,929,157.78</b>		<b>2,245,590,000.00</b>	<b>2,085,854,185.95</b>	<b>2,243,671,093.26</b>		<b>1.658</b>	<b>893</b>	
<b>Asset Backed Securities</b>											
02007RAC3	11856	Ally Auto Receivables Trust		09/17/2019	922,529.25	920,287.50	922,503.23	1.930	1.939	561	05/15/2024
02007TAC9	11942	Ally Auto Receivables Trust		12/11/2019	343,958.92	342,992.40	343,899.69	1.840	1.033	592	06/15/2024
05588CAC6	11858	BMW Vehicle Owner Trust		09/18/2019	96,229.70	96,009.33	96,216.77	1.920	1.934	450	01/25/2024
14315XAC2	11977	CarMax Auto Owner Trust		01/22/2020	1,207,976.88	1,207,739.87	1,207,739.87	1.300	1.291	776	12/16/2024
14043TAF3	11859	Capital One Prime Auto Rec		09/18/2019	587,045.45	584,967.31	587,012.46	1.920	1.930	561	05/15/2024
14043MAC5	12019	Capital One Prime Auto Rec		02/19/2020	2,003,014.86	1,978,738.32	2,002,589.02	1.600	1.615	745	11/15/2024
14043MAC5	12043	Capital One Prime Auto Rec		03/18/2020	2,336,850.67	2,308,528.04	2,297,781.45	1.600	2.360	745	11/15/2024
34531KAD4	11915	Ford Credit Auto Owner Trust		11/22/2019	1,170,036.90	1,166,538.49	1,169,969.74	1.300	1.283	500	03/15/2024
36257PAD0	11797	GM Financial		07/24/2019	120,443.77	120,308.87	120,429.10	1.300	1.309	532	04/16/2024
36258NAC6	11972	GM Financial		01/15/2020	533,062.13	529,309.37	532,936.59	1.840	1.858	685	09/16/2024
43815NAC8	11829	Hyundai Auto Rec Trust		08/27/2019	125,374.43	125,241.53	125,373.39	1.780	1.787	287	08/15/2023
44891JAC2	11894	Hyundai Auto Rec Trust		11/06/2019	145,504.59	145,353.27	145,497.88	1.940	1.950	471	02/15/2024
43813VAC2	11923	Hyundai Auto Rec Trust		11/26/2019	2,535,756.52	2,522,469.16	2,535,304.65	1.830	1.846	443	01/18/2024
43813RAC1	12024	Hyundai Auto Rec Trust		02/26/2020	3,184,094.40	3,153,558.93	3,183,470.32	1.610	1.625	538	04/22/2024
41284UAD6	11988	Harley Davidson Motorcycle		01/29/2020	383,643.68	382,078.41	383,560.01	1.870	1.887	714	10/15/2024
477870AC3	11798	John Deere Owner Trust		07/24/2019	43,277.60	43,230.86	43,268.41	2.210	2.107	409	12/15/2023
58769TAD7	11861	Mercedes Benz Auto Rec		09/25/2019	489,367.77	488,486.91	489,300.38	1.940	1.954	500	03/15/2024
89233MAD5	11905	Toyota Auto Rec Owners Trust		11/13/2019	1,100,233.82	1,096,151.95	1,100,154.38	1.920	1.931	441	01/16/2024
<b>Subtotal and Average</b>			<b>24,745,167.90</b>		<b>17,328,401.35</b>	<b>17,211,990.53</b>	<b>17,287,007.35</b>		<b>1.769</b>	<b>591</b>	

**Alameda County Investment Pool  
Portfolio Management  
Portfolio Details - Investments  
October 31, 2022**

CUSIP	Investment #	Issuer	Average Balance	Purchase Date	Par Value	Market Value	Book Value	Stated Rate	YTM 365	Days to Maturity	Maturity Date
<b>Municipal Bonds</b>											
072024WP3	12038	Bay Area Ca Tran		03/17/2020	10,000,000.00	9,650,600.00	10,264,600.00	2.254	1.570	517	04/01/2024
072024WP3	12039	Bay Area Ca Tran		03/17/2020	10,000,000.00	9,650,600.00	10,264,600.00	2.254	1.575	517	04/01/2024
13063DRJ9	11878	St. of California		10/24/2019	5,000,000.00	4,896,600.00	5,100,050.00	2.400	1.870	334	10/01/2023
13032UB98	12692	California Health Facility		04/07/2022	1,000,000.00	963,150.00	1,000,000.00	2.670	2.671	578	06/01/2024
13032UC22	12693	California Health Facility		04/07/2022	2,715,000.00	2,575,584.75	2,715,000.00	2.991	2.992	943	06/01/2025
13032UC30	12694	California Health Facility		04/07/2022	2,500,000.00	2,326,525.00	2,500,000.00	3.044	3.045	1,308	06/01/2026
91412HGE7	12262	UNIVHGR		10/19/2020	9,580,000.00	8,634,070.80	9,661,525.80	0.883	0.721	926	05/15/2025
		<b>Subtotal and Average</b>	<b>41,505,775.80</b>		<b>40,795,000.00</b>	<b>38,697,130.55</b>	<b>41,505,775.80</b>		<b>1.619</b>	<b>667</b>	
		<b>Total and Average</b>	<b>7,548,568,432.21</b>		<b>7,888,751,401.35</b>	<b>7,541,692,404.09</b>	<b>7,865,516,278.37</b>		<b>2.014</b>	<b>545</b>	



**Alameda County Investment Pool  
Transaction Activity Report  
October 1, 2022 - October 31, 2022  
Sorted by Fund - Transaction Date  
All Funds**

Investment #	Fund	CUSIP	Inv Descrip	TransactionType	TransactionDate	Issuer	New Principal	Principal Paydowns	Interest	Total Cash
11878	100	13063DRJ9	CALIFORNIA ST,	Interest	10/03/2022	St. of California			60,000.00	<b>60,000.00</b>
11956	100	31422BQW3	FAMCA 1.74% MAT	Interest	10/03/2022	Farmer Mac			348,000.00	<b>348,000.00</b>
12038	100	072024WP3	BAYTRN 2.254%	Interest	10/03/2022	Bay Area Ca Tran			112,700.00	<b>112,700.00</b>
12039	100	072024WP3	BAYTRN 2.254%	Interest	10/03/2022	Bay Area Ca Tran			112,700.00	<b>112,700.00</b>
12081	100	89236TGX7	TOYOTA MOTOR	Interest	10/03/2022	Toyota Motor Credit			90,000.00	<b>90,000.00</b>
12526	100	SYS12526	BRIDGE 0.27% MAT	Interest	10/03/2022	Bridge Bank			2,876.98	<b>2,876.98</b>
12818	100	SYS12818	BRIDGE 4.% MAT	Purchase	10/04/2022	Bridge Bank	25,000,000.00			<b>-25,000,000.00</b>
11736	100	31422BEX4	FAMCA 2.475% MAT	Interest	10/04/2022	Farmer Mac			618,750.00	<b>618,750.00</b>
12797	100	SYS12797	BANKSF 3.03% MAT	Interest	10/04/2022	Bank of San Francisc			12,625.00	<b>12,625.00</b>
11331	100	3135G0T78	FNMA 2.% MAT	Redemption	10/05/2022	Federal National Mtg		15,000,000.00		<b>15,000,000.00</b>
11332	100	3135G0T78	FNMA 2.% MAT	Redemption	10/05/2022	Federal National Mtg		10,000,000.00		<b>10,000,000.00</b>
11331	100	3135G0T78	FNMA 2.% MAT	Interest	10/05/2022	Federal National Mtg			150,000.00	<b>150,000.00</b>
11332	100	3135G0T78	FNMA 2.% MAT	Interest	10/05/2022	Federal National Mtg			100,000.00	<b>100,000.00</b>
12671	100	3130ARFQ9	FEDERAL HOME	Interest	10/05/2022	Federal Home Loan			326,250.00	<b>326,250.00</b>
12672	100	3134GXQN7	FEDERAL HOME LN	Interest	10/05/2022	Federal Home Loan			62,500.00	<b>62,500.00</b>
12820	100	SYS12820	SIGNA 3.85% MAT	Purchase	10/06/2022	Signature Bank	10,000,000.00			<b>-10,000,000.00</b>
12528	100	SYS12528	SIGNA 0.35% MAT	Redemption	10/06/2022	Signature Bank		10,000,000.00		<b>10,000,000.00</b>
12528	100	SYS12528	SIGNA 0.35% MAT	Interest	10/06/2022	Signature Bank			2,877.12	<b>2,877.12</b>
12257	100	713448FB9	PEP 0.4% MAT	Interest	10/07/2022	Pepsi Inc.			20,000.00	<b>20,000.00</b>
12640	100	SYS12640	EWEST 0.15% MAT	Interest	10/10/2022	East West Bank			33,000.00	<b>33,000.00</b>
12742	100	SYS12742	UB-LOC 0.5% MAT	Interest	10/10/2022	Union Bank - LOC			2,083.33	<b>2,083.33</b>
12259	100	24422EVJ5	DEERE JOHN	Interest	10/11/2022	John Deere			4,000.00	<b>4,000.00</b>
12821	100	SYS12821	SIGNA 3.85% MAT	Purchase	10/12/2022	Signature Bank	20,000,000.00			<b>-20,000,000.00</b>
12820	100	SYS12820	SIGNA 3.85% MAT	Redemption	10/12/2022	Signature Bank		10,000,000.00		<b>10,000,000.00</b>
12543	100	89114WJY2	TD 0.32% MAT	Redemption	10/12/2022	Toronto Dominion		50,000,000.00		<b>50,000,000.00</b>
12543	100	89114WJY2	TD 0.32% MAT	Interest	10/12/2022	Toronto Dominion			154,666.65	<b>154,666.65</b>
12689	100	3130ARND9	FEDERAL HOME	Interest	10/12/2022	Federal Home Loan			135,000.00	<b>135,000.00</b>
12820	100	SYS12820	SIGNA 3.85% MAT	Interest	10/12/2022	Signature Bank			6,416.67	<b>6,416.67</b>
12686	100	023135CF1	AMAZON COM INC,	Interest	10/13/2022	Amazon			115,500.00	<b>115,500.00</b>
12687	100	023135CD6	AMAZON COM INC,	Interest	10/13/2022	Amazon			136,500.00	<b>136,500.00</b>
12688	100	023135CE4	AMZN 3.% MAT	Interest	10/13/2022	Amazon			195,000.00	<b>195,000.00</b>
12688	100	023135CE4	AMZN 3.% MAT	Accr Int	10/13/2022	Amazon		2,166.67	-2,166.67	<b>0.00</b>
12660	100	SYS12660	SELFHP 1.% MAT	Interest	10/14/2022	Self-Help Federal Cr			191.67	<b>191.67</b>
11872	100	3135G0W66	FNMA 1.625% MAT	Interest	10/17/2022	Federal National Mtg			162,500.00	<b>162,500.00</b>

**Alameda County Investment Pool  
Transaction Activity Report  
Sorted by Fund - Transaction Date**

Investment #	Fund	CUSIP	Inv Descrip	TransactionType	TransactionDate	Issuer	New Principal	Principal Paydowns	Interest	Total Cash
11875	100	3135G0W66	FNMA 1.625% MAT	Interest	10/17/2022	Federal National Mtg			203,125.00	203,125.00
11876	100	3135G0W66	FNMA 1.625% MAT	Interest	10/17/2022	Federal National Mtg			203,125.00	203,125.00
11918	100	3135G0W66	FNMA 1.625% MAT	Interest	10/17/2022	Federal National Mtg			203,125.00	203,125.00
12160	100	98459LAA1	YALUNI 0.873% MAT	Interest	10/17/2022	Yale University			13,095.00	13,095.00
12537	100	91282CDB4	UNITED STATES	Interest	10/17/2022	U.S. Treasury			156,250.00	156,250.00
11760	100	14042WAC4	COPAR 2.51% MAT	Interest	10/17/2022	Capital One Prime Au				0.00
11760	100	14042WAC4	COPAR 2.51% MAT	Redemption	10/17/2022	Capital One Prime Au				0.00
11797	100	36257PAD0	GM 1.3% MAT	Interest	10/17/2022	GM Financial			382.57	382.57
11797	100	36257PAD0	GM 1.3% MAT	Redemption	10/17/2022	GM Financial		90,141.60		90,141.60
11798	100	477870AC3	JDOT 2.21% MAT	Interest	10/17/2022	John Deere Owner			130.22	130.22
11798	100	477870AC3	JDOT 2.21% MAT	Redemption	10/17/2022	John Deere Owner		27,428.20		27,428.20
11829	100	43815NAC8	HART 1.78% MAT	Interest	10/17/2022	Hyundai Auto Rec Tru			478.61	478.61
11829	100	43815NAC8	HART 1.78% MAT	Redemption	10/17/2022	Hyundai Auto Rec Tru		197,287.12		197,287.12
11856	100	02007RAC3	ALLYA 1.93% MAT	Interest	10/17/2022	Ally Auto Receivable			1,961.39	1,961.39
11856	100	02007RAC3	ALLYA 1.93% MAT	Redemption	10/17/2022	Ally Auto Receivable		296,985.87		296,985.87
11859	100	14043TAF3	COPAR 1.92% MAT	Interest	10/17/2022	Capital One Prime Au			1,221.98	1,221.98
11859	100	14043TAF3	COPAR 1.92% MAT	Redemption	10/17/2022	Capital One Prime Au		176,694.60		176,694.60
11861	100	58769TAD7	MBART 1.94% MAT	Interest	10/17/2022	Mercedes Benz Auto			1,240.53	1,240.53
11861	100	58769TAD7	MBART 1.94% MAT	Redemption	10/17/2022	Mercedes Benz Auto		277,967.25		277,967.25
11892	100	254683CM5	DEXCRD 1.89% MAT	Interest	10/17/2022	Dexia Credit Card			15,198.75	15,198.75
11892	100	254683CM5	DEXCRD 1.89% MAT	Redemption	10/17/2022	Dexia Credit Card		426,344.89		426,344.89
11894	100	44891JAC2	HART 1.94% MAT	Interest	10/17/2022	Hyundai Auto Rec Tru			461.02	461.02
11894	100	44891JAC2	HART 1.94% MAT	Redemption	10/17/2022	Hyundai Auto Rec Tru		139,662.11		139,662.11
11905	100	89233MAD5	TAOT 1.92% MAT	Interest	10/17/2022	Toyota Auto Rec			2,231.39	2,231.39
11905	100	89233MAD5	TAOT 1.92% MAT	Redemption	10/17/2022	Toyota Auto Rec		294,382.83		294,382.83
11915	100	34531KAD4	FORDO 1.3% MAT	Interest	10/17/2022	Ford Credit Auto Own			2,413.74	2,413.74
11915	100	34531KAD4	FORDO 1.3% MAT	Redemption	10/17/2022	Ford Credit Auto Own		378,889.30		378,889.30
11942	100	02007TAC9	ALLYA 1.84% MAT	Interest	10/17/2022	Ally Auto Receivable			695.67	695.67
11942	100	02007TAC9	ALLYA 1.84% MAT	Redemption	10/17/2022	Ally Auto Receivable		109,738.85		109,738.85
11972	100	36258NAC6	GMCAR 1.84% MAT	Interest	10/17/2022	GM Financial			947.05	947.05
11972	100	36258NAC6	GMCAR 1.84% MAT	Redemption	10/17/2022	GM Financial		84,575.78		84,575.78
11977	100	14315XAC2	CARMX 1.3% MAT	Interest	10/17/2022	CarMax Auto Owner			2,104.47	2,104.47
11977	100	14315XAC2	CARMX 1.3% MAT	Redemption	10/17/2022	CarMax Auto Owner		128,196.96		128,196.96
11988	100	41284UAD6	HDMOT 1.87% MAT	Interest	10/17/2022	Harley Davidson Moto			763.22	763.22
11988	100	41284UAD6	HDMOT 1.87% MAT	Redemption	10/17/2022	Harley Davidson Moto		106,125.21		106,125.21
12019	100	14043MAC5	COPAR 1.6% MAT	Interest	10/17/2022	Capital One Prime Au			3,001.90	3,001.90
12019	100	14043MAC5	COPAR 1.6% MAT	Redemption	10/17/2022	Capital One Prime Au		248,405.76		248,405.76
12043	100	14043MAC5	COPAR 1.6% MAT	Interest	10/17/2022	Capital One Prime Au			3,502.21	3,502.21
12043	100	14043MAC5	COPAR 1.6% MAT	Redemption	10/17/2022	Capital One Prime Au		289,806.72		289,806.72
11892	100	254683CM5	DEXCRD 1.89% MAT	Redemption	10/18/2022	Dexia Credit Card		9,647,927.18		9,647,927.18

**Alameda County Investment Pool  
Transaction Activity Report  
Sorted by Fund - Transaction Date**

Investment #	Fund	CUSIP	Inv Descrip	TransactionType	TransactionDate	Issuer	New Principal	Principal Paydowns	Interest	Total Cash
12771	100	313385K96	FHLBDN DISC NOTE	Redemption	10/18/2022	Federal Home Loan		50,000,000.00		50,000,000.00
11892	100	254683CM5	DEXCRD 1.89% MAT	Interest	10/18/2022	Dexia Credit Card			1,519.88	1,519.88
11892	100	254683CM5	DEXCRD 1.89% MAT	Redemption	10/18/2022	Dexia Credit Card		2,072.82		2,072.82
11923	100	43813VAC2	HART 1.83% MAT	Interest	10/18/2022	Hyundai Auto Rec Tru			4,698.19	4,698.19
11923	100	43813VAC2	HART 1.83% MAT	Redemption	10/18/2022	Hyundai Auto Rec Tru		545,021.19		545,021.19
12822	100	3130ATPY7	FEDERAL HOME	Purchase	10/19/2022	Federal Home Loan	9,477,580.00			-9,477,580.00
12823	100	46640QPN5	JPMSSC 4.43% MAT	Purchase	10/19/2022	JP Morgan Sec	49,224,750.00			-49,224,750.00
12824	100	63873QXD1	NATXNY 5.% MAT	Purchase	10/19/2022	Natixis North Americ	50,000,000.00			-50,000,000.00
11486	100	3132X0U25	FEDERAL AGRIC	Interest	10/19/2022	Farmer Mac			420,000.00	420,000.00
11487	100	3132X0U25	FEDERAL AGRIC	Interest	10/19/2022	Farmer Mac			560,000.00	560,000.00
11488	100	3132X0U25	FEDERAL AGRIC	Interest	10/19/2022	Farmer Mac			420,000.00	420,000.00
12825	100	3130ATQ91	FEDERAL HOME	Purchase	10/20/2022	Federal Home Loan	10,747,312.50			-10,747,312.50
12265	100	3136G44U4	FEDERAL NATL MTG	Interest	10/20/2022	Federal National Mtg			25,000.00	25,000.00
12448	100	02665WDX6	AMERICAN HONDA	Interest	10/20/2022	American Honda			17,500.00	17,500.00
12270	100	3130AKDH6	FEDERAL HOME	Redemption	10/21/2022	Federal Home Loan		8,000,000.00		8,000,000.00
12270	100	3130AKDH6	FEDERAL HOME	Interest	10/21/2022	Federal Home Loan			5,000.00	5,000.00
12682	100	3130ARL33	FEDERAL HOME	Interest	10/21/2022	Federal Home Loan			300,000.00	300,000.00
12024	100	43813RAC1	HART 1.61% MAT	Interest	10/21/2022	Hyundai Auto Rec Tru			4,879.86	4,879.86
12024	100	43813RAC1	HART 1.61% MAT	Redemption	10/21/2022	Hyundai Auto Rec Tru		453,067.80		453,067.80
12826	100	3130ATJ32	FEDERAL HOME	Purchase	10/24/2022	Federal Home Loan	10,000,000.00			-10,000,000.00
12153	100	06406RAL1	BNM 2.1% MAT	Interest	10/24/2022	Bank of NY			68,670.00	68,670.00
12677	100	3130ARJW2	FEDERAL HOME	Interest	10/24/2022	Federal Home Loan			225,000.00	225,000.00
12827	100	3134GX6A7	FEDERAL HOME LN	Purchase	10/25/2022	Federal Home Loan	15,000,000.00			-15,000,000.00
12699	100	06406RBC0	BANKNY 3.35% MAT	Interest	10/25/2022	Bank of New York			166,569.44	166,569.44
12798	100	SYS12798	EWEST 2.9% MAT	Interest	10/25/2022	East West Bank			48,333.33	48,333.33
11858	100	05588CAC6	BMWOT 1.92% MAT	Interest	10/25/2022	BMW Vehicle Owner			381.07	381.07
11858	100	05588CAC6	BMWOT 1.92% MAT	Redemption	10/25/2022	BMW Vehicle Owner		141,938.60		141,938.60
12541	100	78012UX67	RY 0.33% MAT	Redemption	10/26/2022	Royal Bank CN		50,000,000.00		50,000,000.00
12541	100	78012UX67	RY 0.33% MAT	Interest	10/26/2022	Royal Bank CN			165,916.65	165,916.65
12700	100	31422XXG2	FEDERAL AGRIC	Interest	10/26/2022	Farmer Mac			232,500.00	232,500.00
12436	100	3130ALVS0	FEDERAL HOME	Interest	10/27/2022	Federal Home Loan			46,500.00	46,500.00
12706	100	3130ARUV1	FEDERAL HOME	Interest	10/27/2022	Federal Home Loan			387,500.00	387,500.00
12832	100	06367CZ42	BMO 5.27% MAT	Purchase	10/28/2022	Bank of Montreal	50,000,000.00			-50,000,000.00
12833	100	06367CZ83	BMO 5.33% MAT	Purchase	10/28/2022	Bank of Montreal	50,000,000.00			-50,000,000.00
12829	100	3130ATT31	FEDERAL HOME	Purchase	10/28/2022	Federal Home Loan	14,983,650.00			-14,983,650.00
12828	100	3134GX4M3	FEDERAL HOME LN	Purchase	10/28/2022	Federal Home Loan	10,000,000.00			-10,000,000.00
12831	100	63873QXM1	NATXNY 5.27% MAT	Purchase	10/28/2022	Natixis North Americ	50,000,000.00			-50,000,000.00
12830	100	89115BA75	TD 5.27% MAT	Purchase	10/28/2022	Toronto Dominion	50,000,000.00			-50,000,000.00
12834	100	89115BAB6	TD 5.34% MAT	Purchase	10/28/2022	Toronto Dominion	50,000,000.00			-50,000,000.00
12835	100	91282CBG5	UNITED STATES	Purchase	10/28/2022	U.S. Treasury	99,012,145.98			-99,012,145.98

Portfolio POOL

RC

**Alameda County Investment Pool  
Transaction Activity Report  
Sorted by Fund - Transaction Date**

Investment #	Fund	CUSIP	Inv Descrip	TransactionType	TransactionDate	Issuer	New Principal	Principal Paydowns	Interest	Total Cash
12277	100	459058JL8	IBRD 0.5% MAT	Interest	10/28/2022	International Bank R			37,500.00	<b>37,500.00</b>
12538	100	3130APJ89	FEDERAL HOME	Interest	10/28/2022	Federal Home Loan			35,000.00	<b>35,000.00</b>
12539	100	3130APLB9	FEDERAL HOME	Interest	10/28/2022	Federal Home Loan			42,500.00	<b>42,500.00</b>
12540	100	3130APLB9	FEDERAL HOME	Interest	10/28/2022	Federal Home Loan			42,500.00	<b>42,500.00</b>
12697	100	3130ARPZ8	FEDERAL HOME	Interest	10/28/2022	Federal Home Loan			393,750.00	<b>393,750.00</b>
12698	100	31422XXL1	FEDERAL AGRIC	Interest	10/28/2022	Farmer Mac			381,250.00	<b>381,250.00</b>
12836	100	SYS12836	FREMNT 0.15% MAT	Purchase	10/31/2022	Fremont Bank	1,000,000.00			<b>-1,000,000.00</b>
12593	100	78012U2P9	RY 0.43% MAT	Redemption	10/31/2022	Royal Bank CN		50,000,000.00		<b>50,000,000.00</b>
12708	100	SYS12708	FREMNT 0.15% MAT	Redemption	10/31/2022	Fremont Bank		1,000,000.00		<b>1,000,000.00</b>
12124	100	95001D6U9	FHLMC 0.65% MAT	Interest	10/31/2022	Wells Fargo Securiti			53,750.00	<b>53,750.00</b>
12278	100	3135G06C2	FEDERAL NATL MTG	Interest	10/31/2022	Federal National Mtg			45,000.00	<b>45,000.00</b>
12280	100	742718FL8	PROCTER &	Interest	10/31/2022	Proctor & Gamble			13,750.00	<b>13,750.00</b>
12437	100	3130AMAG7	FEDERAL HOME	Interest	10/31/2022	Federal Home Loan			52,500.00	<b>52,500.00</b>
12522	100	91282CAT8	UNITED STATES	Interest	10/31/2022	U.S. Treasury			62,500.00	<b>62,500.00</b>
12555	100	91282CDD0	UNITED STATES	Interest	10/31/2022	U.S. Treasury			93,750.00	<b>93,750.00</b>
12593	100	78012U2P9	RY 0.43% MAT	Interest	10/31/2022	Royal Bank CN			190,513.90	<b>190,513.90</b>
12633	100	742718FL8	PROCTER &	Interest	10/31/2022	Proctor & Gamble			24,068.00	<b>24,068.00</b>
12681	100	91282CDD0	UNITED STATES	Interest	10/31/2022	U.S. Treasury			93,750.00	<b>93,750.00</b>
12708	100	SYS12708	FREMNT 0.15% MAT	Interest	10/31/2022	Fremont Bank			125.00	<b>125.00</b>
12767	100	SYS12767	EWEST 3.0% MAT	Interest	10/31/2022	East West Bank			64,583.33	<b>64,583.33</b>
12262	100	91412HGE7	UNVHGR 0.883%	Interest	11/15/2022	UNIVHGR			42,295.70	<b>42,295.70</b>
<b>Totals for General Fund</b>							<b>574,445,438.48</b>	<b>268,064,827.31</b>	<b>8,546,479.82</b>	<b>-297,834,131.35</b>
<b>Grand Total</b>							<b>574,445,438.48</b>	<b>268,064,827.31</b>	<b>8,546,479.82</b>	<b>-297,834,131.35</b>