



T R E A S U R E R - T A X C O L L E C T O R

HENRY C. LEVY
TREASURER - TAX COLLECTOR

February 28, 2019

Board of Supervisors
County of Alameda
1221 Oak Street, 5th Floor
Oakland, CA 94612

Dear Board Members:

RE: Investment Report – January 2019

In accordance with the Treasurer’s investment policy, submitted herewith is a report of the cash pool investments for the month of January 2019. Enclosed with this report is a detailed composition of all outstanding investments by securities category as of January 31, 2019 ⁽¹⁾. This report reflects the cost of purchase. All investments in the Treasurer’s investment portfolio conform to the statutory requirements of Government Code Section 53601 et. seq., authorities delegated by the County Board of Supervisors and the Treasurer’s investment policy.

As Of January 2019

Treasurer’s Cash and Pool Investments – Book Value ⁽²⁾	\$ 6,007,916,318
Average Daily Balance during the month	6,086,179,161
Total interest received during the month	10,930,335
Average Maturity of the portfolio	321 days
Annualized cash basis rate of return for the month	2.115%

Total Securities Purchased During the Month

• In 12-month maturity	\$ 55,000,000	
• In over 12-month maturity	79,856,742	
Total purchased		134,856,742

Total Activity during the Month

Securities matured	227,967,140
Securities called by issuers	39,981,097
Net money market mutual funds purchased	4,000,000

Liquidity Summary of the Portfolio as Of January 31, 2019 ⁽³⁾

Maturity	Amount	Percentage Held
1 to 90 days*	\$ 1,915,874,107	31.89%
91 to 180 days	1,385,688,026	23.06%
181 to 365 days	906,511,571	15.09%
2 years	1,012,402,574	16.85%
3 years	464,912,778	7.74%
4 years,	145,787,972	2.43%
5 years	176,739,290	2.94%
Total	\$ 6,007,916,318	100.00%

*Of the total cash and investment holdings listed above \$1,915,874,107 or 31.89% consisted of cash and investments maturing within 90 days of this report.

Significant Market Activity in January 2019

The US GDP expanded at 3.1% YOY while the unemployment rate remained under the 4% mark in January. Retails sales data another positive growth period as the holiday sales numbers were released. The 10-year US Treasury bond traded at 2.63% and a barrel of Oil closed at \$54 at the end of January.

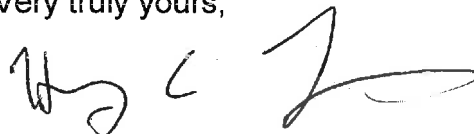
Conclusion

Based on investment activity during the month of January 2019, the Treasurer expects to meet all operating cash needs for the pool participants within the next six months from the portfolio's most liquid assets and current revenues. For your review, a copy of the Investment Status Report for the month of January 2019 is on file with the Office of the Clerk of the Board of Supervisors.

Vision 2026 Goal

The Investment Report meets the 10x goal of **Accessible Infrastructure** in support of our shared vision of **Prosperous and Vibrant Economy**.

Very truly yours,



Henry C. Levy
Treasurer – Tax Collector

Attachment 1
Attachment 2
Attachment 3

cc: Susan Muranishi, County Administrator
Melissa Wilks, Auditor-Controller
School District and Special District Participants
Members of the Treasury Oversight Committee

ALAMEDA COUNTY

Attachment I

COMPOSITION OF TREASURER'S CASH POOL January 31, 2019

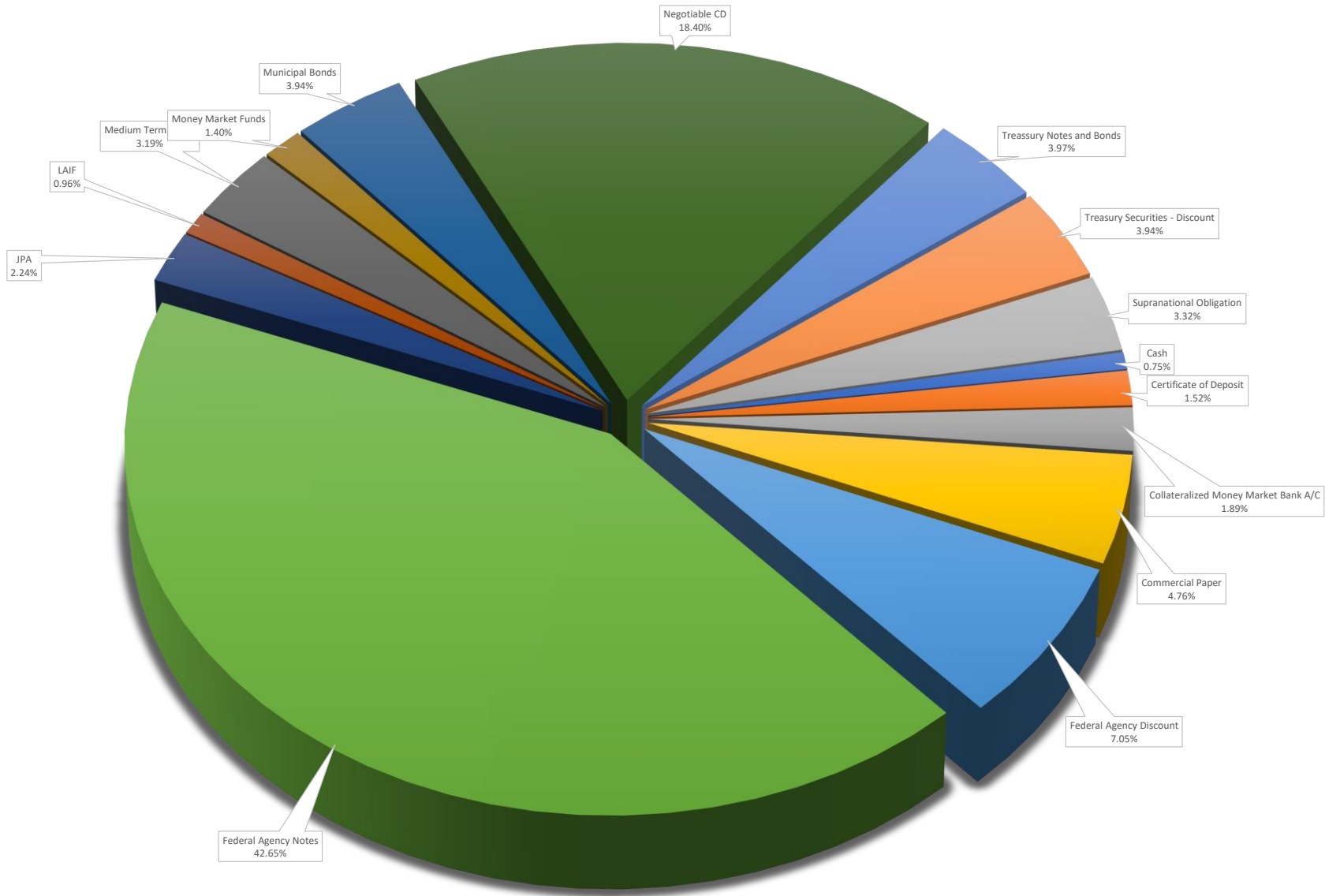
The following summarizes the profile of the investment portfolio by category as of January 31, 2019

Securities	Book Value*	Percentage Held	Percentage Allowed by Section 53601 - Investment Policy
Certificate of Deposit	\$ 95,000,000.00	1.58%	no limit
LAIF	60,000,000.00	1.00%	N.A.
Joint Powers Authority	140,000,000.00	2.33%	N.A.
Money Market Funds	88,000,000.00	1.46%	20%
Collateralized Money Market Bank A/C	118,000,000.00	1.96%	no limit
Negotiable CD	1,149,322,833.33	19.13%	30%
Medium Term Notes	199,559,887.78	3.32%	30%
Washington Supranational Obligation	207,358,484.27	3.45%	30%
Commercial Paper	297,580,743.07	4.95%	25%
Federal Agency Notes & Bonds	2,663,758,409.72	44.34%	no limit
Federal Agency Discount Notes	440,257,866.66	7.33%	no limit
Treasury Notes & Bonds	248,120,068.64	4.13%	no limit
Treasury Securities Discount	246,355,635.67	4.10%	no limit
Municipal Bonds	7,500,000.00	0.12%	no limit
Total Investments	5,960,813,929.14	99.22%	
Cash in Bank and on Hand	47,102,388.47	0.78%	
Total Treasurer's Pool	6,007,916,317.61	100.00%	

*The Book Value is obtained from the Union Bank Custodial Report

Summary of Treasurer's Investment Pool By Major Categories January 31, 2019

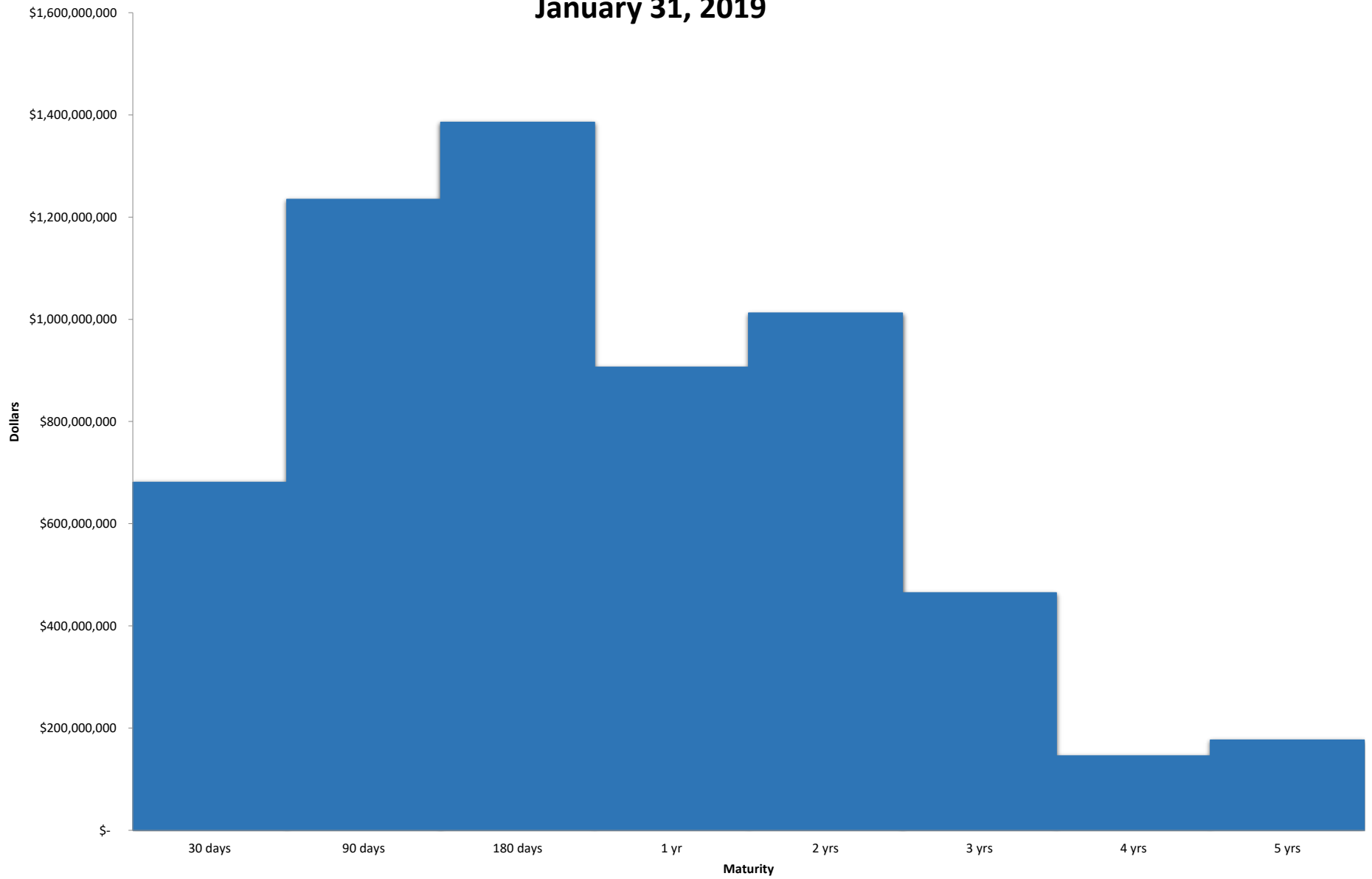
Attachment 2



*Total may not add up to 100% due to rounding

Summary of Treasurer's Investments by Maturity January 31, 2019

Attachment 3



**Alameda County Investment Pool
Portfolio Management
Investment Status Report - Investments
January 31, 2019**

CUSIP	Investment #	Issuer	Par Value	Stated Rate	Maturity Date	Purchase Date	YTM 360	YTM 365	Payment Dates	Accrued Interest At Purchase	Current Principal	Book Value
Non-Negotiable CDs												
SYS11589	11589	5STAR	10,000,000.00	2.510	05/09/2019	11/09/2018	2.510	2.545	12/09 - Monthly		10,000,000.00	10,000,000.00
SYS11573	11573	BRIDGE	40,000,000.00	2.400	04/02/2019	10/02/2018	2.000	2.028	11/02 - Monthly		40,000,000.00	40,000,000.00
SYS11563	11563	CBB	5,000,000.00	2.310	03/07/2019	09/07/2018	2.310	2.342	10/07 - Monthly		5,000,000.00	5,000,000.00
SYS11600	11600	CBC	10,000,000.00	2.510	05/21/2019	11/21/2018	2.510	2.545	12/21 - Monthly		10,000,000.00	10,000,000.00
SYS11601	11601	EWEST	25,000,000.00	2.800	05/14/2019	11/15/2018	2.800	2.839	12/15 - Monthly		25,000,000.00	25,000,000.00
SYS11491	11491	UB-LOC	5,000,000.00	2.000	04/17/2019	04/19/2018	2.000	2.028	05/17 - Monthly		5,000,000.00	5,000,000.00
Non-Negotiable CDs Totals			95,000,000.00				2.334	2.367		0.00	95,000,000.00	95,000,000.00
Local Agency Investment Funds												
SYS10285	10285	LAIF	60,000,000.00	2.380		07/01/2013	2.347	2.380	07/01 - Quarterly		60,000,000.00	60,000,000.00
Local Agency Investment Funds Totals			60,000,000.00				2.347	2.380		0.00	60,000,000.00	60,000,000.00
Joint Powers Authority												
SYS10470	10470	CAMP	100,000,000.00	2.620		06/28/2012	2.584	2.620	06/30 - Quarterly		100,000,000.00	100,000,000.00
SYS10472	10472	CTRSTF	40,000,000.00	2.540		07/01/2013	2.505	2.540	04/30 - Quarterly		40,000,000.00	40,000,000.00
Joint Powers Authority Totals			140,000,000.00				2.562	2.597		0.00	140,000,000.00	140,000,000.00
Money Market Mutual Funds												
608919718	11093	FED117	40,000,000.00	2.360		09/30/2016	2.328	2.360	10/31 - Monthly		40,000,000.00	40,000,000.00
316175504	10274	FID2	1,000,000.00	2.240		06/28/2012	2.209	2.240	06/30 - Monthly		1,000,000.00	1,000,000.00
316175108	11090	FID4	1,000,000.00	2.270		09/30/2016	2.239	2.270	10/31 - Monthly		1,000,000.00	1,000,000.00
61747C707	10280	MS2	44,000,000.00	2.300		06/28/2013	2.268	2.300	06/30 - Monthly		44,000,000.00	44,000,000.00
61747C582	11089	MS4	1,000,000.00	2.260		09/30/2016	2.229	2.260	10/31 - Monthly		1,000,000.00	1,000,000.00
52470G791	10318	WA2	1,000,000.00	2.320		08/15/2013	2.288	2.320	08/31 - Monthly		1,000,000.00	1,000,000.00
Money Market Mutual Funds Totals			88,000,000.00				2.294	2.326		0.00	88,000,000.00	88,000,000.00
Money Market Bank Accounts												
SYS10286	10286	CALBT	55,000,000.00	1.750		06/28/2013	1.726	1.750	06/30 - Monthly		55,000,000.00	55,000,000.00
SYS10290	10290	UBOC1	32,000,000.00	1.000		06/28/2013	0.986	1.000	06/30 - Monthly		32,000,000.00	32,000,000.00
SYS10291	10291	UBOC2	31,000,000.00	1.000		06/28/2013	0.986	1.000	06/30 - Monthly		31,000,000.00	31,000,000.00
Money Market Bank Accounts Totals			118,000,000.00				1.331	1.350		0.00	118,000,000.00	118,000,000.00

**Alameda County Investment Pool
Portfolio Management
Investment Status Report - Investments
January 31, 2019**

CUSIP	Investment #	Issuer	Par Value	Stated Rate	Maturity Date	Purchase Date	YTM 360	YTM 365	Payment Dates	Accrued Interest At Purchase	Current Principal	Book Value
Negotiable CDs												
06370RAK5	11522	BMO	50,000,000.00	2.540	02/06/2019	06/12/2018	2.540	2.575	02/06 - At Maturity		50,000,000.00	50,000,000.00
06370RPW3	11613	BMO	50,000,000.00	2.920	07/31/2019	12/04/2018	2.920	2.961	07/31 - At Maturity		50,000,000.00	50,000,000.00
06370RRD3	11619	BMO	50,000,000.00	2.900	08/21/2019	12/11/2018	2.900	2.940	08/21 - At Maturity		50,000,000.00	50,000,000.00
06370RRE1	11620	BMO	50,000,000.00	2.900	08/07/2019	12/11/2018	2.900	2.940	08/07 - At Maturity		50,000,000.00	50,000,000.00
06417G3R7	11618	BNS	50,000,000.00	2.890	07/31/2019	12/11/2018	2.890	2.930	07/31 - At Maturity		50,000,000.00	50,000,000.00
25215FDM3	11527	DEXIA	50,000,000.00	2.460	02/20/2019	06/25/2018	2.460	2.494	02/20 - At Maturity		50,000,000.00	50,000,000.00
25215FEJ9	11611	DEXIA	50,000,000.00	2.850	07/31/2019	12/04/2018	2.850	2.890	07/31 - At Maturity		50,000,000.00	50,000,000.00
25215FEQ3	11648	DEXIA	50,000,000.00	2.680	09/18/2019	01/29/2019	2.680	2.717	09/18 - At Maturity		50,000,000.00	50,000,000.00
55379WFT8	11526	MUFG	50,000,000.00	2.510	03/06/2019	06/25/2018	2.510	2.545	03/06 - At Maturity		50,000,000.00	50,000,000.00
55379WQJ8	11579	MUFG	50,000,000.00	2.670	04/03/2019	10/25/2018	2.670	2.707	04/03 - At Maturity		50,000,000.00	50,000,000.00
55379WRA6	11587	MUFG	50,000,000.00	2.830	05/31/2019	10/31/2018	2.830	2.869	05/31 - At Maturity		50,000,000.00	50,000,000.00
55379WUC8	11627	MUFG	50,000,000.00	2.810	04/12/2019	12/17/2018	2.810	2.849	04/12 - At Maturity		50,000,000.00	50,000,000.00
63873NYV7	11580	NATXNY	50,000,000.00	2.680	03/25/2019	10/25/2018	2.680	2.717	03/25 - At Maturity		50,000,000.00	50,000,000.00
63873NZM6	11599	NATXNY	50,000,000.00	2.930	06/26/2019	11/21/2018	2.930	2.971	06/26 - At Maturity		50,000,000.00	50,000,000.00
63873NZW4	11612	NATXNY	50,000,000.00	2.940	07/24/2019	12/04/2018	2.940	2.981	07/24 - At Maturity		50,000,000.00	50,000,000.00
65590AF68	11553	NDAFNY	50,000,000.00	2.420	03/06/2019	08/28/2018	2.420	2.454	03/06 - At Maturity		50,000,000.00	50,000,000.00
65558TAK1	11592	NDAFNY	50,000,000.00	2.780	05/10/2019	11/15/2018	2.780	2.819	05/10 - At Maturity		50,000,000.00	50,000,000.00
65558TAJ4	11593	NDAFNY	50,000,000.00	2.810	06/12/2019	11/15/2018	2.810	2.849	06/12 - At Maturity		50,000,000.00	50,000,000.00
65558TDN2	11650	NDAFNY	50,000,000.00	2.670	07/31/2019	01/29/2019	2.670	2.707	07/31 - At Maturity		50,000,000.00	50,000,000.00
87019VTD9	11584	SWEDBK	50,000,000.00	2.640	04/17/2019	10/30/2018	2.640	2.677	04/17 - At Maturity		50,000,000.00	50,000,000.00
87019VTE7	11585	SWEDBK	50,000,000.00	2.640	05/01/2019	10/30/2018	2.640	2.677	05/01 - At Maturity		50,000,000.00	50,000,000.00
89119BQL3	11552	TD	50,000,000.00	2.390	03/20/2019	08/28/2018	4.846	4.913	03/20 - At Maturity		49,322,833.33	49,322,833.33
89114MCZ8	11560	TD	50,000,000.00	2.450	02/20/2019	08/30/2018	2.450	2.484	02/20 - At Maturity		50,000,000.00	50,000,000.00
Negotiable CDs Totals			1,150,000,000.00				2.815	2.854		0.00	1,149,322,833.33	1,149,322,833.33

Corporate Notes

037833BD1	10648	AAPL	5,000,000.00	2.000	05/06/2020	05/13/2015	2.005	2.033	11/13 - 05/13		4,992,250.00	4,992,250.00
037833CC2	11060	AAPL	5,000,000.00	1.550	08/04/2021	08/04/2016	1.557	1.579	02/04 - 08/04		4,993,050.00	4,993,050.00
037833CB4	11061	AAPL	5,000,000.00	1.100	08/02/2019	08/04/2016	1.119	1.134	02/04 - 08/04		4,995,000.00	4,995,000.00
037833CK4	11207	AAPL	10,000,000.00	1.900	02/07/2020	02/09/2017	1.891	1.917	08/07 - 02/07		9,995,100.00	9,995,100.00
0258M0EE5	11225	AMEX	2,500,000.00	2.200	03/03/2020	03/03/2017	2.205	2.236	09/03 - 03/03		2,497,400.00	2,497,400.00
0258M0EK1	11274	AMEX	2,000,000.00	1.875	05/03/2019	05/03/2017	1.870	1.896	11/03 - 05/03		1,999,180.00	1,999,180.00
17275RBD3	11575	CISCO	10,000,000.00	2.200	02/28/2021	10/11/2018	3.137	3.180	02/28 - 08/31	26,277.78	9,779,300.00	9,805,577.78
25468PDL7	11044	DISNEY	1,000,000.00	0.875	07/12/2019	07/12/2016	0.975	0.989	01/12 - 07/12		996,640.00	996,640.00

**Alameda County Investment Pool
Portfolio Management
Investment Status Report - Investments
January 31, 2019**

CUSIP	Investment #	Issuer	Par Value	Stated Rate	Maturity Date	Purchase Date	YTM 360	YTM 365	Payment Dates	Accrued interest At Purchase	Current Principal	Book Value
Corporate Notes												
25468PDU7	11292	DISNEY	5,000,000.00	1.800	06/05/2020	06/06/2017	1.815	1.840	12/05 - 06/05		4,994,200.00	4,994,200.00
25468PDU7	11293	DISNEY	13,000,000.00	1.800	06/05/2020	06/06/2017	1.815	1.840	12/05 - 06/05		12,984,920.00	12,984,920.00
459200JE2	10916	IBM	8,000,000.00	1.800	05/17/2019	02/19/2016	1.774	1.799	11/17 - 05/17		8,000,000.00	8,000,000.00
478160BS2	10927	JNJ	2,000,000.00	1.650	03/01/2021	03/01/2016	1.627	1.650	09/01 - 03/01		2,000,000.00	2,000,000.00
478160BR4	10928	JNJ	1,500,000.00	1.125	03/01/2019	03/01/2016	1.114	1.129	09/01 - 03/01		1,499,820.00	1,499,820.00
478160CD4	11226	JNJ	11,000,000.00	2.250	03/03/2022	03/03/2017	2.276	2.308	09/03 - 03/03		10,970,080.00	10,970,080.00
191216BV1	11005	KO	19,000,000.00	1.375	05/30/2019	05/31/2016	1.380	1.399	11/30 - 05/30		18,986,700.00	18,986,700.00
575718AC5	11597	MASSIN	10,000,000.00	2.051	07/01/2019	11/20/2018	1.794	1.819	03/29 - 07/01	Received	9,964,000.00	9,964,000.00
88579YBA8	11567	MMM	4,000,000.00	3.000	09/14/2021	09/14/2018	3.030	3.072	03/14 - 09/14		3,991,800.00	3,991,800.00
594918BG8	10819	MSFT	2,000,000.00	2.000	11/03/2020	11/03/2015	1.989	2.017	05/03 - 11/03		1,998,400.00	1,998,400.00
594918BN3	11062	MSFT	4,000,000.00	1.100	08/08/2019	08/08/2016	1.119	1.135	02/08 - 08/08		3,995,880.00	3,995,880.00
594918BP8	11063	MSFT	2,000,000.00	1.550	08/08/2021	08/08/2016	1.550	1.572	02/08 - 08/08		1,997,900.00	1,997,900.00
594918BN3	11064	MSFT	5,000,000.00	1.100	08/08/2019	08/08/2016	1.119	1.135	02/08 - 08/08		4,994,850.00	4,994,850.00
594918BP8	11065	MSFT	7,000,000.00	1.550	08/08/2021	08/08/2016	1.550	1.572	02/08 - 08/08		6,992,650.00	6,992,650.00
713448DX3	11333	PEP	9,000,000.00	2.000	04/15/2021	10/10/2017	1.978	2.006	04/15 - 10/15		8,998,200.00	8,998,200.00
717081EB5	11142	PFIZER	9,000,000.00	1.700	12/15/2019	11/21/2016	1.700	1.724	06/15 - 12/15		8,993,520.00	8,993,520.00
742718EQ8	11126	PG	5,000,000.00	1.700	11/03/2021	11/03/2016	1.719	1.743	05/03 - 11/03		4,989,750.00	4,989,750.00
742718EZ8	11354	PG	2,000,000.00	1.750	10/25/2019	10/25/2017	1.744	1.768	04/25 - 10/25		1,999,300.00	1,999,300.00
89236TCU7	10917	TOYOTA	8,000,000.00	1.700	02/19/2019	02/19/2016	1.681	1.704	08/19 - 02/19		7,999,040.00	7,999,040.00
89236TBP9	11478	TOYOTA	12,000,000.00	2.125	07/18/2019	04/13/2018	2.469	2.503	07/18 - 01/18	Received	11,943,720.00	11,943,720.00
931142DU4	11342	WMT	5,000,000.00	2.350	12/15/2022	10/20/2017	2.319	2.351	06/15 - 12/15		4,999,600.00	4,999,600.00
931142DY6	11343	WMT	4,000,000.00	1.750	10/09/2019	10/20/2017	1.727	1.751	04/20 - 10/20		3,999,920.00	3,999,920.00
931142EA7	11344	WMT	5,000,000.00	1.900	12/15/2020	10/20/2017	1.920	1.947	06/15 - 12/15		4,992,750.00	4,992,750.00
931142EJ8	11535	WMT	3,000,000.00	3.125	06/23/2021	06/27/2018	3.084	3.127	12/23 - 06/23		2,999,850.00	2,999,850.00
931142EK5	11536	WMT	2,000,000.00	3.400	06/26/2023	06/27/2018	3.359	3.406	12/26 - 06/26		1,999,460.00	1,999,460.00
931142EG4	11537	WMT	2,000,000.00	2.850	06/23/2020	06/27/2018	2.827	2.866	12/23 - 06/23		1,999,380.00	1,999,380.00
Corporate Notes Totals			200,000,000.00				1.914	1.940		26,277.78	199,533,610.00	199,559,887.78

Washington Supranational Obligation

45905UVC5	10920	IBRD	10,000,000.00	1.350	02/26/2019	02/26/2016	1.332	1.350	08/26 - 02/26		10,000,000.00	10,000,000.00
45905UVC5	10943	IBRD	10,000,000.00	1.350	02/26/2019	03/29/2016	1.371	1.390	08/26 - 02/26	Received	9,988,500.00	9,988,500.00
45905UZJ6	11135	IBRD	10,000,000.00	1.300	10/25/2019	11/16/2016	1.371	1.390	04/25 - 10/25	Received	9,974,100.00	9,974,100.00
459058FS7	11159	IBRD	15,000,000.00	1.125	11/27/2019	12/12/2016	1.516	1.537	05/27 - 11/27	Received	14,821,950.00	14,821,950.00
45905UZJ6	11227	IBRD	10,000,000.00	1.300	10/25/2019	03/03/2017	1.588	1.610	04/25 - 10/25	Received	9,920,000.00	9,920,000.00

**Alameda County Investment Pool
Portfolio Management
Investment Status Report - Investments
January 31, 2019**

CUSIP	Investment #	Issuer	Par Value	Stated Rate	Maturity Date	Purchase Date	YTM 360	YTM 365	Payment Dates	Accrued Interest At Purchase	Current Principal	Book Value
Washington Supranational Obligation												
45905UQ56	11353	IBRD	25,000,000.00	1.650	08/01/2019	10/25/2017	1.628	1.650	02/01 - 04/25		25,000,000.00	25,000,000.00
45905UQ49	11356	IBRD	25,000,000.00	1.800	07/31/2020	10/26/2017	1.776	1.800	01/31 - 03/31		25,000,000.00	25,000,000.00
459058FQ1	11381	IBRD	15,000,000.00	1.200	09/30/2019	11/30/2017	1.855	1.881	03/31 - 09/30	Received	14,816,700.00	14,816,700.00
459058FQ1	11386	IBRD	15,000,000.00	1.200	09/30/2019	12/01/2017	1.859	1.885	03/31 - 09/30	Received	14,815,200.00	14,815,200.00
45905UQ80	11464	IBRD	10,000,000.00	1.950	11/09/2020	03/27/2018	2.260	2.292	09/27 - 03/27	Received	9,839,000.00	9,839,000.00
45905UQ80	11538	IBRD	10,000,000.00	1.950	11/09/2020	06/28/2018	2.673	2.710	11/09 - 05/09	Received	9,826,900.00	9,826,900.00
459058GH0	11544	IBRD	10,000,000.00	2.750	07/23/2021	07/25/2018	2.793	2.832	01/25 - 07/25		9,976,600.00	9,976,600.00
45905UQ80	11555	IBRD	10,000,000.00	1.950	11/09/2020	08/30/2018	2.793	2.832	11/09 - 05/09	Received	9,813,622.60	9,813,622.60
45905UW67	11574	IBRD	10,000,000.00	3.125	09/28/2021	10/10/2018	3.113	3.156	04/10 - 10/10	10,416.67	9,981,000.00	9,991,416.67
45905UY32	11621	IBRD	23,500,000.00	3.170	11/05/2021	12/11/2018	3.126	3.169	05/05 - 11/05	74,495.00	23,500,000.00	23,574,495.00
Washington Supranational Obligation Totals			208,500,000.00				2.062	2.091		84,911.67	207,273,572.60	207,358,484.27
Commercial Paper Disc. -Amortizing												
62478YRC4	11653	MUFG	50,000,000.00	2.535	04/12/2019	01/31/2019	2.548	2.583	04/12 - At Maturity		49,750,020.83	49,750,020.83
7426M3QR3	11623	PEFCO	50,000,000.00	2.570	03/25/2019	12/13/2018	2.589	2.625	03/25 - At Maturity		49,635,916.67	49,635,916.67
89233HQR8	11610	TOYOTA	50,000,000.00	2.740	03/25/2019	12/03/2018	2.764	2.802	03/25 - At Maturity		49,573,777.78	49,573,777.78
89233HRC0	11616	TOYOTA	50,000,000.00	2.800	04/12/2019	12/11/2018	2.827	2.866	04/12 - At Maturity		49,525,555.56	49,525,555.56
89233HSV7	11626	TOYOTA	50,000,000.00	2.840	05/29/2019	12/17/2018	2.877	2.917	05/29 - At Maturity		49,357,055.56	49,357,055.56
89233HRC0	11649	TOYOTA	50,000,000.00	2.580	04/12/2019	01/29/2019	2.594	2.630	04/12 - At Maturity		49,738,416.67	49,738,416.67
Commercial Paper Disc. -Amortizing Totals			300,000,000.00				2.699	2.737		0.00	297,580,743.07	297,580,743.07
Agency Bullets (Aaa/AA+)												
3132X0Q53	11469	FAMCA	10,000,000.00	2.600	03/21/2021	03/29/2018	2.581	2.617	09/29 - 03/29		9,995,100.00	9,995,100.00
3132X0U25	11486	FAMCA	30,000,000.00	2.800	04/19/2023	04/19/2018	2.774	2.813	10/19 - 04/19		29,982,000.00	29,982,000.00
3132X0U25	11487	FAMCA	40,000,000.00	2.800	04/19/2023	04/19/2018	2.774	2.813	10/19 - 04/19		39,976,000.00	39,976,000.00
3132X0U25	11488	FAMCA	30,000,000.00	2.800	04/19/2023	04/19/2018	2.774	2.813	10/19 - 04/19		29,982,000.00	29,982,000.00
3133EHAP8	11220	FFCB	10,000,000.00	1.250	02/27/2019	02/28/2017	1.242	1.259	08/27 - 02/27	Received	9,998,200.00	9,998,200.00
3133EHAP8	11221	FFCB	10,000,000.00	1.250	02/27/2019	02/28/2017	1.263	1.281	08/27 - 02/27	Received	9,993,900.00	9,993,900.00
3133EHFK4	11248	FFCB	15,000,000.00	1.320	04/17/2019	04/17/2017	1.314	1.332	10/17 - 04/17		14,996,400.00	14,996,400.00
3133EHHB2	11265	FFCB	5,000,000.00	1.450	04/27/2020	04/27/2017	1.521	1.542	10/27 - 04/27		4,986,500.00	4,986,500.00
3133EJHL6	11459	FFCB	10,000,000.00	2.375	03/27/2020	03/27/2018	2.379	2.412	09/27 - 03/27		9,992,800.00	9,992,800.00
3133EJHL6	11460	FFCB	10,000,000.00	2.375	03/27/2020	03/27/2018	2.424	2.457	09/27 - 03/27		9,984,000.00	9,984,000.00
3130A7CV5	10911	FHLB	5,000,000.00	1.375	02/18/2021	02/18/2016	1.439	1.459	08/18 - 02/18		4,979,800.00	4,979,800.00
3130A7CV5	10912	FHLB	15,000,000.00	1.375	02/18/2021	02/18/2016	1.439	1.459	08/18 - 02/18		14,939,400.00	14,939,400.00

**Alameda County Investment Pool
Portfolio Management
Investment Status Report - Investments
January 31, 2019**

CUSIP	Investment #	Issuer	Par Value	Stated Rate	Maturity Date	Purchase Date	YTM 360	YTM 365	Payment Dates	Accrued Interest At Purchase	Current Principal	Book Value
Agency Bullets (Aaa/AA+)												
3130AAXX1	11228	FHLB	10,000,000.00	1.375	03/18/2019	03/10/2017	1.471	1.492	09/18 - 03/18		9,976,800.00	9,976,800.00
3130AAXX1	11229	FHLB	10,000,000.00	1.375	03/18/2019	03/10/2017	1.471	1.492	09/18 - 03/18		9,976,800.00	9,976,800.00
3130AAXX1	11230	FHLB	10,000,000.00	1.375	03/18/2019	03/10/2017	1.471	1.492	09/18 - 03/18		9,976,800.00	9,976,800.00
3130ACM92	11334	FHLB	10,000,000.00	1.589	10/21/2019	10/13/2017	1.656	1.679	04/13 - 10/13		9,982,300.00	9,982,300.00
3130ACM92	11335	FHLB	10,000,000.00	1.589	10/21/2019	10/13/2017	1.656	1.679	04/13 - 10/13		9,982,300.00	9,982,300.00
3130ACM92	11336	FHLB	10,000,000.00	1.589	10/21/2019	10/13/2017	1.656	1.679	04/13 - 10/13		9,982,300.00	9,982,300.00
3130ADUJ9	11455	FHLB	15,000,000.00	2.375	03/30/2020	03/16/2018	2.351	2.384	09/30 - 03/30		14,997,300.00	14,997,300.00
3130ADUJ9	11456	FHLB	15,000,000.00	2.375	03/30/2020	03/16/2018	2.351	2.384	09/30 - 03/30		14,997,300.00	14,997,300.00
3130ADR53	11458	FHLB	10,000,000.00	2.350	03/20/2020	03/20/2018	2.318	2.350	09/20 - 03/20		10,000,000.00	10,000,000.00
3135G0T29	11218	FNMA	10,000,000.00	1.125	02/28/2020	02/28/2017	1.131	1.147	08/28 - 02/28		9,993,600.00	9,993,600.00
3135G0T29	11219	FNMA	10,000,000.00	1.125	02/28/2020	02/28/2017	1.131	1.147	08/28 - 02/28		9,993,600.00	9,993,600.00
Agency Bullets (Aaa/AA+) Totals			310,000,000.00				2.073	2.102		0.00	309,665,200.00	309,665,200.00
Federal Agency Disc. -Amortizing												
313384HJ1	11594	FHLBDN	50,000,000.00	2.500	06/26/2019	11/16/2018	2.569	2.604	06/26 - At Maturity		49,229,166.67	49,229,166.67
313384EF2	11630	FHLBDN	50,000,000.00		04/12/2019	12/19/2018	2.498	2.533	04/12 - At Maturity		49,612,875.00	49,612,875.00
313384GG8	11631	FHLBDN	50,000,000.00	2.480	05/31/2019	12/20/2018	2.543	2.578	05/31 - At Maturity		49,442,000.00	49,442,000.00
313384FK0	11633	FHLBDN	20,000,000.00		05/10/2019	12/20/2018	2.524	2.559	05/10 - At Maturity		19,806,908.33	19,806,908.33
313384EF2	11640	FHLBDN	50,000,000.00		04/12/2019	12/27/2018	2.461	2.495	04/12 - At Maturity		49,645,194.44	49,645,194.44
313384HY8	11641	FHLBDN	50,000,000.00	2.505	07/10/2019	12/28/2018	2.573	2.608	07/10 - At Maturity		49,325,041.67	49,325,041.67
313396HD8	11591	FMCDN	50,000,000.00	2.480	06/21/2019	11/15/2018	2.547	2.583	06/21 - At Maturity		49,249,111.11	49,249,111.11
31331KGG9	11642	FMCDN	25,000,000.00	2.480	05/31/2019	12/28/2018	2.541	2.577	05/31 - At Maturity		24,734,777.78	24,734,777.78
459516EF3	11628	IFCDN	50,000,000.00	2.480	04/12/2019	12/17/2018	2.535	2.570	04/12 - At Maturity		49,600,444.44	49,600,444.44
459516EF3	11632	IFCDN	50,000,000.00	2.470	04/12/2019	12/20/2018	2.524	2.559	04/12 - At Maturity		49,612,347.22	49,612,347.22
Federal Agency Disc. -Amortizing Totals			445,000,000.00				2.531	2.566		0.00	440,257,866.66	440,257,866.66
Treasury Notes and Bonds												
912828T6	11324	UST	50,000,000.00	1.250	08/31/2019	09/21/2017	1.423	1.442	02/28 - 08/31	Received	49,816,406.25	49,816,406.25
912828P95	11551	UST	50,000,000.00	1.000	03/15/2019	08/28/2018	2.222	2.252	09/15 - 03/15	Received	49,660,156.25	49,660,156.25
912828R44	11596	UST	50,000,000.00	0.875	05/15/2019	11/19/2018	2.434	2.468	05/15 - Final Pmt.	4,834.25	49,615,234.38	49,620,068.63
912828WL0	11606	UST	50,000,000.00	1.500	05/31/2019	11/30/2018	2.470	2.505	05/31 - Final Pmt.		49,751,953.13	49,751,953.13
912828V31	11624	UST	50,000,000.00	1.375	01/15/2020	12/13/2018	2.703	2.741	01/15 - 07/15	Received	49,271,484.38	49,271,484.38
Treasury Notes and Bonds Totals			250,000,000.00				2.249	2.280		4,834.25	248,115,234.39	248,120,068.64

**Alameda County Investment Pool
Portfolio Management
Investment Status Report - Investments
January 31, 2019**

CUSIP	Investment #	Issuer	Par Value	Stated Rate	Maturity Date	Purchase Date	YTM 360	YTM 365	Payment Dates	Accrued Interest At Purchase	Current Principal	Book Value
Treasury Discounts -Amortizing												
912796PX1	11467	TBILL	50,000,000.00	2.040	03/28/2019	03/29/2018	2.101	2.130	03/28 - At Maturity		48,968,666.67	48,968,666.67
912796PX1	11468	TBILL	50,000,000.00	2.030	03/28/2019	03/29/2018	2.090	2.119	03/28 - At Maturity		48,973,722.22	48,973,722.22
912796RR2	11607	TBILL	50,000,000.00	2.455	05/30/2019	11/30/2018	2.520	2.555	05/30 - At Maturity		49,382,840.28	49,382,840.28
912796QR3	11625	TBILL	50,000,000.00	2.490	07/18/2019	12/17/2018	2.558	2.593	07/18 - At Maturity		49,263,375.00	49,263,375.00
912796RG6	11652	TBILL	50,000,000.00	2.362	04/11/2019	01/30/2019	2.407	2.440	04/11 - At Maturity		49,767,031.50	49,767,031.50
Treasury Discounts -Amortizing Totals			250,000,000.00				2.336	2.368		0.00	246,355,635.67	246,355,635.67
Agency Callables (Aaa/AA+)												
3133EFMD6	10811	FFCB	9,000,000.00	1.340	07/29/2019	10/29/2015	1.322	1.340	01/29 - 07/29		9,000,000.00	9,000,000.00
3133EFD20	10918	FFCB	10,000,000.00	1.250	05/23/2019	02/23/2016	1.233	1.250	05/23 - 11/23		10,000,000.00	10,000,000.00
3133EFV38	10941	FFCB	10,000,000.00	1.250	03/29/2019	03/29/2016	1.233	1.250	09/29 - 03/29		10,000,000.00	10,000,000.00
3133EFV38	10944	FFCB	25,000,000.00	1.250	03/29/2019	03/29/2016	1.233	1.250	09/29 - 03/29		25,000,000.00	25,000,000.00
3133EFZ26	10954	FFCB	15,000,000.00	1.400	04/07/2020	04/07/2016	1.381	1.400	10/07 - 04/07		15,000,000.00	15,000,000.00
3133EF2L0	10956	FFCB	10,000,000.00	1.400	04/13/2020	04/13/2016	1.381	1.400	10/13 - 04/13		10,000,000.00	10,000,000.00
3133EF2L0	10957	FFCB	15,000,000.00	1.400	04/13/2020	04/15/2016	1.381	1.400	10/13 - 04/13	Received	15,000,000.00	15,000,000.00
3133EF2L0	10961	FFCB	15,000,000.00	1.400	04/13/2020	04/19/2016	1.381	1.400	10/13 - 04/13	Received	15,000,000.00	15,000,000.00
3133EFV38	10963	FFCB	10,000,000.00	1.250	03/29/2019	04/20/2016	1.233	1.250	09/29 - 03/29	Received	10,000,000.00	10,000,000.00
3133EF5Y9	10977	FFCB	9,700,000.00	1.470	05/04/2020	05/04/2016	1.450	1.470	11/04 - 05/04		9,700,000.00	9,700,000.00
3133EGDW2	11008	FFCB	10,000,000.00	1.520	06/08/2020	06/08/2016	1.499	1.520	12/08 - 06/08		10,000,000.00	10,000,000.00
3133EGDW2	11009	FFCB	10,000,000.00	1.520	06/08/2020	06/08/2016	1.499	1.520	12/08 - 06/08		10,000,000.00	10,000,000.00
3133EGFY6	11014	FFCB	15,000,000.00	1.400	03/16/2020	06/16/2016	1.381	1.400	09/16 - 03/16		15,000,000.00	15,000,000.00
3133EGGS8	11017	FFCB	15,000,000.00	1.200	06/27/2019	06/27/2016	1.184	1.200	12/27 - 06/27		15,000,000.00	15,000,000.00
3133EGHP3	11022	FFCB	10,000,000.00	1.420	06/29/2020	06/29/2016	1.401	1.420	12/29 - 06/29		10,000,000.00	10,000,000.00
3133EGHQ1	11027	FFCB	20,000,000.00	1.470	06/29/2020	06/29/2016	1.450	1.470	12/29 - 06/29		20,000,000.00	20,000,000.00
3133EGJW6	11037	FFCB	15,000,000.00	1.030	04/05/2019	07/05/2016	1.016	1.030	10/05 - 04/05		15,000,000.00	15,000,000.00
3133EGQR9	11067	FFCB	12,000,000.00	1.250	02/10/2020	08/18/2016	1.233	1.250	02/10 - 08/10	Received	12,000,000.00	12,000,000.00
3133EGVJ1	11085	FFCB	10,000,000.00	1.160	09/26/2019	09/26/2016	1.144	1.160	03/26 - 09/26		10,000,000.00	10,000,000.00
3133EGXK6	11098	FFCB	10,000,000.00	1.120	10/11/2019	10/11/2016	1.105	1.120	04/11 - 10/11		10,000,000.00	10,000,000.00
3133EGZE8	11108	FFCB	15,000,000.00	1.210	10/24/2019	10/24/2016	1.193	1.210	04/24 - 10/24		15,000,000.00	15,000,000.00
3133EGZE8	11109	FFCB	10,000,000.00	1.210	10/24/2019	10/24/2016	1.193	1.210	04/24 - 10/24		10,000,000.00	10,000,000.00
3133EGD77	11124	FFCB	10,000,000.00	1.120	05/03/2019	11/03/2016	1.105	1.120	05/03 - 11/03		10,000,000.00	10,000,000.00
3133EGD77	11125	FFCB	10,000,000.00	1.120	05/03/2019	11/03/2016	1.105	1.120	05/03 - 11/03		10,000,000.00	10,000,000.00
3133EGU52	11160	FFCB	15,000,000.00	1.490	09/13/2019	12/13/2016	1.470	1.490	03/13 - 09/13		15,000,000.00	15,000,000.00
3133EGU52	11161	FFCB	7,000,000.00	1.490	09/13/2019	12/13/2016	1.470	1.490	03/13 - 09/13		7,000,000.00	7,000,000.00

**Alameda County Investment Pool
Portfolio Management
Investment Status Report - Investments
January 31, 2019**

CUSIP	Investment #	Issuer	Par Value	Stated Rate	Maturity Date	Purchase Date	YTM 360	YTM 365	Payment Dates	Accrued Interest At Purchase	Current Principal	Book Value
Agency Callables (Aaa/AA+)												
3133EGU60	11164	FFCB	5,000,000.00	1.820	09/14/2020	12/14/2016	1.816	1.841	03/14 - 09/14		4,996,250.00	4,996,250.00
3133EGU60	11165	FFCB	15,000,000.00	1.820	09/14/2020	12/14/2016	1.795	1.820	03/14 - 09/14		15,000,000.00	15,000,000.00
3133EGG66	11169	FFCB	9,000,000.00	1.130	11/15/2019	12/15/2016	1.479	1.499	05/15 - 11/15	Received	8,905,500.00	8,905,500.00
3133EGW92	11171	FFCB	20,000,000.00	1.500	12/19/2019	12/19/2016	1.479	1.500	06/19 - 12/19		20,000,000.00	20,000,000.00
3133EG3J2	11186	FFCB	10,000,000.00	1.550	01/10/2020	01/10/2017	1.529	1.550	07/10 - 01/10		10,000,000.00	10,000,000.00
3133EG7D1	11209	FFCB	10,000,000.00	1.550	11/15/2019	02/15/2017	1.529	1.550	05/15 - 11/15		10,000,000.00	10,000,000.00
3133EFC70	11210	FFCB	5,000,000.00	1.120	02/22/2019	02/15/2017	1.229	1.246	02/22 - 08/22	Received	4,987,500.00	4,987,500.00
3133EGXK6	11211	FFCB	5,000,000.00	1.120	10/11/2019	02/15/2017	1.412	1.432	04/11 - 10/11	Received	4,959,500.00	4,959,500.00
3133EHCA9	11231	FFCB	5,000,000.00	1.760	03/13/2020	03/31/2017	1.736	1.760	09/13 - 03/13	Received	5,000,000.00	5,000,000.00
3133EHFP3	11247	FFCB	10,000,000.00	1.390	04/17/2019	04/17/2017	1.371	1.390	10/17 - 04/17		10,000,000.00	10,000,000.00
3133EHFP3	11249	FFCB	15,000,000.00	1.390	04/17/2019	04/17/2017	1.371	1.390	10/17 - 04/17		15,000,000.00	15,000,000.00
3133EHZF3	11323	FFCB	10,000,000.00	1.375	06/19/2019	09/19/2017	1.357	1.375	12/19 - 06/19		10,000,000.00	10,000,000.00
3133EHW58	11374	FFCB	10,000,000.00	1.900	11/27/2020	11/27/2017	1.910	1.936	05/27 - Quarterly		9,997,100.00	9,997,100.00
3133EGHD0	11375	FFCB	13,000,000.00	1.120	06/27/2019	11/27/2017	1.759	1.783	12/27 - 06/27	Received	12,865,937.50	12,865,937.50
3133EFKY2	11385	FFCB	17,000,000.00	1.360	10/28/2019	12/01/2017	1.828	1.854	04/28 - 10/28	Received	16,843,260.00	16,843,260.00
3133EH2C6	11394	FFCB	15,000,000.00	1.970	06/08/2020	12/08/2017	1.943	1.970	06/08 - 12/08		15,000,000.00	15,000,000.00
3133EGQQ1	11407	FFCB	10,000,000.00	1.300	05/15/2020	12/22/2017	2.022	2.050	05/15 - 11/15	Received	9,825,370.00	9,825,370.00
3133EJKY4	11475	FFCB	10,000,000.00	2.375	04/13/2020	04/13/2018	2.365	2.398	10/13 - 04/13		9,995,500.00	9,995,500.00
3133EJKY4	11476	FFCB	10,000,000.00	2.375	04/13/2020	04/13/2018	2.372	2.405	10/13 - 04/13		9,994,180.00	9,994,180.00
3133EJLT4	11483	FFCB	10,000,000.00	3.000	04/18/2023	04/18/2018	2.959	3.000	10/18 - 04/18		10,000,000.00	10,000,000.00
3133EJLZ0	11493	FFCB	10,000,000.00	2.625	04/23/2021	04/23/2018	2.638	2.674	10/23 - 04/23		9,985,900.00	9,985,900.00
3133EJMC0	11500	FFCB	20,000,000.00	3.000	04/25/2023	04/25/2018	2.989	3.030	10/25 - 04/25		19,972,200.00	19,972,200.00
3133EJLA5	11508	FFCB	10,000,000.00	2.830	04/18/2022	05/11/2018	2.884	2.924	10/18 - 04/18	Received	9,965,000.00	9,965,000.00
3133EJGJ2	11521	FFCB	10,000,000.00	2.470	09/15/2020	06/12/2018	2.594	2.630	09/15 - 03/15	Received	9,965,000.00	9,965,000.00
3133EJVF3	11545	FFCB	10,000,000.00	3.280	07/25/2023	07/25/2018	3.254	3.299	01/25 - 07/25		9,991,230.00	9,991,230.00
3133EJVE6	11546	FFCB	10,000,000.00	3.120	07/25/2022	07/25/2018	3.077	3.120	01/25 - 07/25		10,000,000.00	10,000,000.00
3133EJZZ5	11569	FFCB	10,000,000.00	3.030	09/20/2021	09/20/2018	2.988	3.030	03/20 - 09/20		10,000,000.00	10,000,000.00
3133EJZD4	11571	FFCB	10,000,000.00	2.960	09/13/2021	09/25/2018	2.989	3.031	03/13 - 09/13	9,866.67	9,980,000.00	9,989,866.67
3133EJPE3	11586	FFCB	10,000,000.00	2.950	02/15/2022	10/31/2018	3.055	3.097	02/15 - 08/15	62,277.78	9,954,000.00	10,016,277.78
3133EJZ28	11614	FFCB	10,000,000.00	3.370	12/05/2022	12/05/2018	3.324	3.370	06/05 - 12/05		10,000,000.00	10,000,000.00
3130A6MH7	10805	FHLB	5,000,000.00	1.720	10/28/2020	10/28/2015	1.696	1.720	04/28 - 10/28		5,000,000.00	5,000,000.00
3130A8DB6	11006	FHLB	10,000,000.00	1.125	06/21/2019	06/03/2016	1.123	1.139	06/21 - 12/21		9,995,800.00	9,995,800.00
3130A8DB6	11007	FHLB	10,000,000.00	1.125	06/21/2019	06/03/2016	1.123	1.139	06/21 - 12/21		9,995,800.00	9,995,800.00
3130A8ZA4	11068	FHLB	22,200,000.00	1.230	05/22/2020	08/22/2016	1.213	1.230	11/22 - 05/22		22,200,000.00	22,200,000.00

**Alameda County Investment Pool
Portfolio Management
Investment Status Report - Investments
January 31, 2019**

CUSIP	Investment #	Issuer	Par Value	Stated Rate	Maturity Date	Purchase Date	YTM 360	YTM 365	Payment Dates	Accrued Interest At Purchase	Current Principal	Book Value
Agency Callables (Aaa/AA+)												
3130A9PB1	11111	FHLB	10,000,000.00	1.200	10/25/2019	10/25/2016	1.187	1.203	04/25 - 10/25		9,999,000.00	9,999,000.00
3130A9NJ6	11117	FHLB	10,000,000.00	1.200	10/11/2019	10/31/2016	1.223	1.240	04/11 - 10/11	Received	9,988,500.00	9,988,500.00
3130AA3R7	11141	FHLB	10,000,000.00	1.375	11/15/2019	11/17/2016	1.364	1.383	05/15 - 11/15		9,997,700.00	9,997,700.00
3130AABG2	11148	FHLB	5,000,000.00	1.875	11/29/2021	11/30/2016	1.932	1.959	05/29 - 11/29		4,980,100.00	4,980,100.00
3130AABG2	11149	FHLB	5,000,000.00	1.875	11/29/2021	11/30/2016	1.932	1.959	05/29 - 11/29		4,980,100.00	4,980,100.00
3130AABG2	11150	FHLB	5,000,000.00	1.875	11/29/2021	11/30/2016	1.932	1.959	05/29 - 11/29		4,980,100.00	4,980,100.00
3130A8RQ8	11181	FHLB	10,000,000.00	1.200	07/26/2019	01/05/2017	1.380	1.400	01/26 - 07/26	Received	9,950,000.00	9,950,000.00
3130AAMN5	11206	FHLB	6,000,000.00	2.000	10/26/2021	02/08/2017	1.984	2.011	07/26 - 01/26	Received	5,997,000.00	5,997,000.00
3130A8DB6	11215	FHLB	15,000,000.00	1.125	06/21/2019	02/27/2017	1.298	1.316	06/21 - 12/21	Received	14,934,750.00	14,934,750.00
3130AB3Q7	11239	FHLB	10,000,000.00	1.400	07/15/2019	04/06/2017	1.400	1.419	07/15 - 01/15		9,995,800.00	9,995,800.00
3130AB3F1	11246	FHLB	15,000,000.00	1.600	04/13/2020	04/13/2017	1.578	1.600	10/13 - 04/13		15,000,000.00	15,000,000.00
3130A8MM2	11297	FHLB	9,000,000.00	1.125	07/11/2019	06/28/2017	1.381	1.400	07/11 - 01/11	Received	8,950,500.00	8,950,500.00
3130ABB21	11298	FHLB	10,000,000.00	1.375	07/26/2019	06/29/2017	1.434	1.454	07/26 - 01/26	Received	9,984,000.00	9,984,000.00
3130ACE26	11312	FHLB	10,000,000.00	1.375	09/28/2020	09/08/2017	1.462	1.483	09/28 - 03/28		9,967,900.00	9,967,900.00
3130ACE26	11313	FHLB	10,000,000.00	1.375	09/28/2020	09/08/2017	1.462	1.483	09/28 - 03/28		9,967,900.00	9,967,900.00
3130ACE26	11314	FHLB	10,000,000.00	1.375	09/28/2020	09/08/2017	1.462	1.483	09/28 - 03/28		9,967,900.00	9,967,900.00
3130ACF33	11316	FHLB	10,000,000.00	1.875	09/13/2021	09/13/2017	1.849	1.875	03/13 - 09/13		10,000,000.00	10,000,000.00
3130A6JG3	11325	FHLB	10,000,000.00	1.700	04/14/2020	09/21/2017	1.686	1.710	10/14 - 04/14	Received	9,997,500.00	9,997,500.00
3130ACKG8	11349	FHLB	15,000,000.00	2.200	10/24/2022	10/24/2017	2.170	2.200	04/24 - 10/24		15,000,000.00	15,000,000.00
3130ACLQ5	11357	FHLB	10,000,000.00	2.000	04/30/2021	10/30/2017	1.973	2.000	04/30 - 10/30		10,000,000.00	10,000,000.00
3130ACN83	11358	FHLB	15,000,000.00	1.700	05/15/2020	10/30/2017	1.677	1.700	05/15 - 11/15		15,000,000.00	15,000,000.00
3130A8HX4	11370	FHLB	5,000,000.00	1.625	06/30/2021	11/16/2017	2.181	2.211	12/30 - 06/30	Received	4,972,500.00	4,972,500.00
3130ACN83	11396	FHLB	10,000,000.00	1.700	05/15/2020	12/13/2017	1.877	1.903	05/15 - 11/15	Received	9,952,000.00	9,952,000.00
3130ACN83	11406	FHLB	15,000,000.00	1.700	05/15/2020	12/21/2017	1.968	1.995	05/15 - 11/15	Received	14,896,500.00	14,896,500.00
3130ACN83	11408	FHLB	20,000,000.00	1.700	05/15/2020	12/26/2017	1.942	1.969	05/15 - 11/15	Received	19,875,000.00	19,875,000.00
3130AD4J8	11410	FHLB	10,000,000.00	2.000	03/27/2020	12/27/2017	1.973	2.001	03/27 - 09/27		10,000,000.00	10,000,000.00
3130ADC26	11433	FHLB	10,000,000.00	2.200	01/29/2021	01/29/2018	2.170	2.200	07/29 - 01/29		10,000,000.00	10,000,000.00
3130ADN32	11437	FHLB	10,000,000.00	2.125	02/11/2020	02/09/2018	2.188	2.219	08/11 - 02/11		9,981,700.00	9,981,700.00
3130ADN32	11438	FHLB	10,000,000.00	2.125	02/11/2020	02/09/2018	2.188	2.219	08/11 - 02/11		9,981,700.00	9,981,700.00
3130ADN32	11439	FHLB	10,000,000.00	2.125	02/11/2020	02/09/2018	2.188	2.219	08/11 - 02/11		9,981,700.00	9,981,700.00
3130ADN32	11440	FHLB	8,000,000.00	2.125	02/11/2020	02/09/2018	2.188	2.219	08/11 - 02/11		7,985,360.00	7,985,360.00
3130ADG30	11441	FHLB	10,000,000.00	2.300	01/26/2021	02/14/2018	2.341	2.374	07/26 - 01/26	Received	9,979,000.00	9,979,000.00
3130ADG30	11453	FHLB	10,000,000.00	2.300	01/26/2021	03/12/2018	2.483	2.517	07/26 - 01/26	Received	9,940,000.00	9,940,000.00
3130ADU34	11462	FHLB	10,000,000.00	2.420	03/27/2020	03/27/2018	2.387	2.420	09/27 - 03/27		10,000,000.00	10,000,000.00

**Alameda County Investment Pool
Portfolio Management
Investment Status Report - Investments
January 31, 2019**

CUSIP	Investment #	Issuer	Par Value	Stated Rate	Maturity Date	Purchase Date	YTM 360	YTM 365	Payment Dates	Accrued Interest At Purchase	Current Principal	Book Value
Agency Callables (Aaa/AA+)												
3130AE7C8	11505	FHLB	10,000,000.00	3.000	05/03/2022	05/03/2018	2.959	3.000	11/03 - 05/03		10,000,000.00	10,000,000.00
3130AECJ7	11512	FHLB	15,000,000.00	2.625	05/28/2020	05/21/2018	2.607	2.643	11/28 - 05/28		14,994,600.00	14,994,600.00
3130ADVF9	11524	FHLB	10,000,000.00	2.250	01/29/2021	06/19/2018	2.612	2.648	07/29 - 01/29	Received	9,900,000.00	9,900,000.00
3130ADG22	11549	FHLB	10,000,000.00	2.090	01/23/2020	08/23/2018	2.569	2.605	01/23 - 07/23	Received	9,928,800.00	9,928,800.00
3130AEWA4	11564	FHLB	15,000,000.00	2.625	10/01/2020	09/07/2018	2.696	2.733	10/01 - 04/01		14,967,750.00	14,967,750.00
3130AEWA4	11565	FHLB	15,000,000.00	2.625	10/01/2020	09/07/2018	2.696	2.733	10/01 - 04/01		14,967,750.00	14,967,750.00
3130AEVB3	11570	FHLB	10,000,000.00	3.000	09/14/2021	09/17/2018	2.976	3.018	03/14 - 09/14	2,500.00	9,995,000.00	9,997,500.00
3130AEUY4	11572	FHLB	10,000,000.00	3.000	09/24/2021	09/25/2018	3.003	3.045	03/24 - 09/24	833.33	9,987,200.00	9,988,033.33
3130AF5B9	11576	FHLB	10,000,000.00	3.000	10/12/2021	10/12/2018	2.981	3.023	04/12 - 10/12		9,993,500.00	9,993,500.00
3130AF5B9	11577	FHLB	10,000,000.00	3.000	10/12/2021	10/12/2018	2.981	3.023	04/12 - 10/12		9,993,500.00	9,993,500.00
3130AFC54	11583	FHLB	10,000,000.00	3.250	11/08/2021	10/30/2018	3.205	3.250	05/08 - 11/08		10,000,000.00	10,000,000.00
3130AFB71	11590	FHLB	20,000,000.00	3.050	11/02/2020	11/14/2018	3.010	3.052	05/02 - 11/02	23,722.22	19,999,000.00	20,022,722.22
3130AFFA0	11603	FHLB	15,000,000.00	3.200	11/29/2021	11/29/2018	3.156	3.200	05/29 - 11/29		15,000,000.00	15,000,000.00
3130AFB715	11604	FHLB	10,000,000.00	3.050	11/02/2020	11/29/2018	3.007	3.049	04/30 - 10/31	24,569.44	10,000,000.00	10,024,569.44
3130ACF66	11643	FHLB	10,000,000.00	2.150	09/26/2022	01/09/2019	2.705	2.742	03/26 - 09/26	61,513.89	9,792,000.00	9,853,513.89
3130AFRA7	11647	FHLB	10,000,000.00	2.650	01/29/2021	01/29/2019	2.614	2.650	07/29 - 01/29		10,000,000.00	10,000,000.00
3130AFTE7	11651	FHLB	15,000,000.00	2.770	07/29/2022	01/30/2019	2.732	2.770	07/29 - 01/29		15,000,000.00	15,000,000.00
3134G8MM8	10921	FHLMC	25,000,000.00	1.200	02/26/2019	02/26/2016	1.184	1.200	08/26 - 02/26		25,000,000.00	25,000,000.00
3134G9DF1	10975	FHLMC	15,000,000.00	1.410	02/04/2020	05/04/2016	1.391	1.410	08/04 - 02/04		15,000,000.00	15,000,000.00
3134G9B97	11023	FHLMC	20,000,000.00	1.000	03/29/2019	06/29/2016	0.986	1.000	09/29 - 03/29		20,000,000.00	20,000,000.00
3134G9B97	11025	FHLMC	15,000,000.00	1.000	03/29/2019	06/29/2016	0.986	1.000	09/29 - 03/29		15,000,000.00	15,000,000.00
3134G9B97	11026	FHLMC	10,000,000.00	1.000	03/29/2019	06/29/2016	0.986	1.000	09/29 - 03/29		10,000,000.00	10,000,000.00
3134G9F93	11029	FHLMC	10,000,000.00	1.000	06/28/2019	06/30/2016	0.986	1.000	12/28 - 06/28		10,000,000.00	10,000,000.00
3134G9F85	11030	FHLMC	25,000,000.00	1.320	09/30/2020	06/30/2016	1.302	1.320	09/30 - 12/31		25,000,000.00	25,000,000.00
3137EAEB1	11051	FHLMC	10,000,000.00	0.875	07/19/2019	07/20/2016	0.944	0.957	01/19 - 07/19		9,975,800.00	9,975,800.00
3134G9Q75	11052	FHLMC	18,000,000.00	1.250	07/26/2019	07/26/2016	1.233	1.250	01/26 - 07/26		18,000,000.00	18,000,000.00
3134G9Q75	11053	FHLMC	10,000,000.00	1.250	07/26/2019	07/26/2016	1.241	1.259	01/26 - 07/26		9,997,500.00	9,997,500.00
3137EAEC9	11066	FHLMC	10,000,000.00	1.125	08/12/2021	08/12/2016	1.213	1.230	02/12 - 08/12		9,949,200.00	9,949,200.00
3134GAUL6	11106	FHLMC	15,000,000.00	1.200	10/25/2019	10/25/2016	1.184	1.200	04/25 - 10/25		15,000,000.00	15,000,000.00
3134G9Q75	11136	FHLMC	10,000,000.00	1.250	07/26/2019	11/16/2016	1.336	1.354	01/26 - 07/26	Received	9,972,450.00	9,972,450.00
3134G9Q75	11137	FHLMC	10,000,000.00	1.250	07/26/2019	11/16/2016	1.336	1.354	01/26 - 07/26	Received	9,972,500.00	9,972,500.00
3134G9Q75	11173	FHLMC	10,000,000.00	1.250	07/26/2019	12/21/2016	1.550	1.571	01/26 - 07/26	Received	9,918,500.00	9,918,500.00
3137EAEE5	11190	FHLMC	10,000,000.00	1.500	01/17/2020	01/17/2017	1.516	1.537	07/17 - 01/17		9,989,200.00	9,989,200.00
3137EAEE5	11191	FHLMC	10,000,000.00	1.500	01/17/2020	01/17/2017	1.516	1.537	07/17 - 01/17		9,989,200.00	9,989,200.00

**Alameda County Investment Pool
Portfolio Management
Investment Status Report - Investments
January 31, 2019**

CUSIP	Investment #	Issuer	Par Value	Stated Rate	Maturity Date	Purchase Date	YTM 360	YTM 365	Payment Dates	Accrued Interest At Purchase	Current Principal	Book Value
Agency Callables (Aaa/AA+)												
3134GA7A6	11243	FHLMC	15,000,000.00	1.500	09/09/2019	04/07/2017	1.492	1.513	09/09 - 03/09	Received	14,995,500.00	14,995,500.00
3137EAEF2	11252	FHLMC	10,000,000.00	1.375	04/20/2020	04/20/2017	1.472	1.492	10/20 - 04/20		9,965,800.00	9,965,800.00
3137EAEF2	11253	FHLMC	10,000,000.00	1.375	04/20/2020	04/20/2017	1.472	1.492	10/20 - 04/20		9,965,800.00	9,965,800.00
3137EAEF2	11254	FHLMC	10,000,000.00	1.375	04/20/2020	04/20/2017	1.472	1.492	10/20 - 04/20		9,965,800.00	9,965,800.00
3134GBHY1	11256	FHLMC	15,000,000.00	1.500	10/25/2019	04/25/2017	1.479	1.500	10/25 - 04/25		15,000,000.00	15,000,000.00
3134GBHQ8	11260	FHLMC	20,000,000.00	1.700	07/27/2020	04/27/2017	1.677	1.700	10/27 - 04/27		20,000,000.00	20,000,000.00
3134GBEE8	11261	FHLMC	15,000,000.00	1.750	07/27/2020	04/27/2017	1.726	1.750	07/27 - 01/27		15,000,000.00	15,000,000.00
3134GBHC9	11268	FHLMC	5,000,000.00	1.850	10/27/2020	04/28/2017	1.825	1.850	10/27 - 04/27	Received	5,000,000.00	5,000,000.00
3134GBLC4	11282	FHLMC	5,000,000.00	1.800	11/18/2020	05/18/2017	1.790	1.815	11/18 - 05/18		4,997,500.00	4,997,500.00
3134GA7A6	11285	FHLMC	10,000,000.00	1.500	09/09/2019	05/31/2017	1.479	1.500	09/09 - 03/09	Received	10,000,000.00	10,000,000.00
3134GBXC2	11299	FHLMC	10,000,000.00	1.550	12/27/2019	06/30/2017	1.529	1.550	12/27 - 06/27		10,000,000.00	10,000,000.00
3137EAEH8	11305	FHLMC	10,000,000.00	1.375	08/15/2019	07/19/2017	1.428	1.447	01/19 - 07/19		9,985,300.00	9,985,300.00
3137EAEH8	11306	FHLMC	10,000,000.00	1.375	08/15/2019	07/19/2017	1.428	1.447	01/19 - 07/19		9,985,300.00	9,985,300.00
3134GBYF3	11308	FHLMC	10,000,000.00	1.800	01/27/2021	07/27/2017	1.775	1.800	01/27 - 07/27		10,000,000.00	10,000,000.00
3134GBH21	11327	FHLMC	10,000,000.00	1.700	09/29/2020	09/29/2017	1.677	1.700	03/29 - 09/29		10,000,000.00	10,000,000.00
3137EAEK1	11367	FHLMC	10,000,000.00	1.875	11/17/2020	11/15/2017	1.882	1.908	11/17 - 05/17		9,990,400.00	9,990,400.00
3137EAEK1	11368	FHLMC	10,000,000.00	1.875	11/17/2020	11/15/2017	1.882	1.908	11/17 - 05/17		9,990,400.00	9,990,400.00
3134GBTJ1	11369	FHLMC	10,000,000.00	1.830	06/01/2021	11/16/2017	1.979	2.006	12/01 - 06/01	Received	9,940,000.00	9,940,000.00
3134G9HY6	11376	FHLMC	14,000,000.00	1.200	05/09/2019	11/27/2017	1.746	1.770	05/09 - 11/09	Received	13,886,250.00	13,886,250.00
3134G9NB9	11400	FHLMC	15,000,000.00	1.230	05/24/2019	12/19/2017	1.780	1.804	05/24 - 11/24	Received	14,878,800.00	14,878,800.00
3134G9NB9	11419	FHLMC	10,000,000.00	1.230	05/24/2019	01/10/2018	1.918	1.945	05/24 - 11/24	Received	9,903,600.00	9,903,600.00
3134G95P8	11426	FHLMC	10,000,000.00	1.875	08/25/2021	01/17/2018	2.348	2.380	02/25 - 08/25	Received	9,905,000.00	9,905,000.00
3137EAEI9	11446	FHLMC	10,000,000.00	2.375	02/16/2021	02/16/2018	2.433	2.467	08/16 - 02/16		9,973,600.00	9,973,600.00
3137EAEI9	11489	FHLMC	15,000,000.00	2.500	04/23/2020	04/19/2018	2.477	2.511	10/23 - 04/23		14,996,700.00	14,996,700.00
3137EAEI9	11490	FHLMC	15,000,000.00	2.500	04/23/2020	04/19/2018	2.477	2.511	10/23 - 04/23		14,996,700.00	14,996,700.00
3137EAEI9	11520	FHLMC	15,000,000.00	2.750	06/19/2023	06/11/2018	2.828	2.867	12/19 - 06/19		14,918,400.00	14,918,400.00
3134GSSB2	11548	FHLMC	15,000,000.00	2.850	07/26/2021	07/26/2018	2.811	2.850	01/26 - 07/26		15,000,000.00	15,000,000.00
3134GSSK2	11556	FHLMC	10,000,000.00	2.875	07/30/2021	08/30/2018	2.835	2.874	01/30 - 07/30	Received	10,000,000.00	10,000,000.00
3134GSVY8	11557	FHLMC	10,000,000.00	2.850	05/28/2021	08/30/2018	2.836	2.876	02/28 - 08/28	1,583.33	9,993,500.00	9,995,083.33
3134GSWC52	11602	FHLMC	10,000,000.00	2.900	08/27/2021	11/28/2018	2.699	2.736	05/28 - 11/28	73,305.56	9,970,000.00	10,043,305.56
3134GSTK1	11622	FHLMC	9,000,000.00	3.000	08/23/2021	12/12/2018	2.969	3.011	02/23 - 08/23	81,750.00	8,997,300.00	9,079,050.00
3134GSN761	11634	FHLMC	15,000,000.00	3.150	06/28/2022	12/21/2018	3.107	3.150	06/21 - 12/21		15,000,000.00	15,000,000.00
3134GSN68	11635	FHLMC	25,000,000.00	3.030	09/21/2021	12/21/2018	2.989	3.031	06/21 - 12/21		25,000,000.00	25,000,000.00
3134GSK87	11636	FHLMC	5,000,000.00	3.000	03/26/2021	12/26/2018	2.960	3.001	03/26 - 09/26		5,000,000.00	5,000,000.00

**Alameda County Investment Pool
Portfolio Management
Investment Status Report - Investments
January 31, 2019**

CUSIP	Investment #	Issuer	Par Value	Stated Rate	Maturity Date	Purchase Date	YTM 360	YTM 365	Payment Dates	Accrued Interest At Purchase	Current Principal	Book Value
Agency Callables (Aaa/AA+)												
3134GSK79	11637	FHLMC	5,000,000.00	3.030	06/28/2021	12/28/2018	2.988	3.030	06/28 - 12/28		5,000,000.00	5,000,000.00
3134GSL78	11638	FHLMC	15,000,000.00	3.000	06/28/2021	12/28/2018	2.959	3.000	06/28 - 12/28		15,000,000.00	15,000,000.00
3136G2R74	10822	FNMA	15,000,000.00	1.400	11/05/2019	11/05/2015	1.381	1.400	05/05 - 11/05		15,000,000.00	15,000,000.00
3135G0K28	10968	FNMA	15,000,000.00	1.250	04/26/2019	04/26/2016	1.253	1.270	10/26 - 04/26		14,991,000.00	14,991,000.00
3135G0N33	11056	FNMA	15,000,000.00	0.875	08/02/2019	08/02/2016	0.919	0.932	02/02 - 08/02		14,974,800.00	14,974,800.00
3135G0N33	11057	FNMA	10,000,000.00	0.875	08/02/2019	08/02/2016	0.919	0.932	02/02 - 08/02		9,983,200.00	9,983,200.00
3135G0M91	11075	FNMA	10,000,000.00	1.125	07/26/2019	08/31/2016	1.110	1.125	01/26 - 07/26	Received	10,000,000.00	10,000,000.00
3136G34J1	11076	FNMA	5,000,000.00	1.000	12/24/2019	09/01/2016	1.085	1.100	02/24 - 08/24	Received	4,983,750.00	4,983,750.00
3135G0P49	11078	FNMA	10,000,000.00	1.000	08/28/2019	09/02/2016	1.039	1.053	02/28 - 08/28		9,984,400.00	9,984,400.00
3135G0P49	11079	FNMA	10,000,000.00	1.000	08/28/2019	09/02/2016	1.039	1.053	02/28 - 08/28		9,984,400.00	9,984,400.00
3136G34K8	11087	FNMA	10,000,000.00	1.125	09/09/2019	09/28/2016	1.110	1.125	03/09 - 09/09	Received	10,000,000.00	10,000,000.00
3136G3W76	11101	FNMA	13,000,000.00	1.150	08/23/2019	10/18/2016	1.154	1.170	02/23 - 08/23	Received	12,992,850.00	12,992,850.00
3136G4DA8	11102	FNMA	15,000,000.00	1.200	12/30/2019	10/19/2016	1.184	1.200	12/30 - 06/30	Received	15,000,000.00	15,000,000.00
3136G4BQ5	11104	FNMA	10,000,000.00	1.250	01/07/2020	10/19/2016	1.241	1.258	01/07 - 07/07	Received	9,997,500.00	9,997,500.00
3135G0Q30	11110	FNMA	10,000,000.00	1.180	09/27/2019	10/24/2016	1.164	1.180	03/27 - 09/27	Received	10,000,000.00	10,000,000.00
3136G4DR1	11114	FNMA	10,000,000.00	1.100	10/17/2019	10/26/2016	1.127	1.143	04/17 - 10/17	Received	9,987,500.00	9,987,500.00
3135G0Q71	11116	FNMA	10,000,000.00	1.250	10/28/2019	10/28/2016	1.233	1.250	04/28 - 10/28		10,000,000.00	10,000,000.00
3135G0P72	11129	FNMA	10,000,000.00	1.375	03/30/2020	11/10/2016	1.356	1.375	03/30 - 09/30	Received	10,000,000.00	10,000,000.00
3136G3D51	11133	FNMA	15,000,000.00	1.250	07/26/2019	11/15/2016	1.251	1.269	01/26 - 07/26	Received	14,992,500.00	14,992,500.00
3136G4GU1	11146	FNMA	10,000,000.00	1.400	11/25/2019	11/29/2016	1.432	1.451	05/25 - 11/25	Received	9,985,000.00	9,985,000.00
3136G4HH9	11151	FNMA	10,000,000.00	1.500	02/26/2020	11/30/2016	1.480	1.500	02/26 - 08/26		10,000,000.00	10,000,000.00
3136G3K38	11166	FNMA	15,000,000.00	1.260	08/02/2019	12/14/2016	1.396	1.415	02/02 - 08/02	Received	14,940,000.00	14,940,000.00
3136G4GU1	11172	FNMA	15,000,000.00	1.400	11/25/2019	12/19/2016	1.637	1.660	05/25 - 11/25	Received	14,888,700.00	14,888,700.00
3135G0S38	11184	FNMA	15,000,000.00	2.000	01/05/2022	01/09/2017	2.010	2.038	07/05 - 01/05		14,973,150.00	14,973,150.00
3136G4GU1	11242	FNMA	9,000,000.00	1.400	11/25/2019	04/07/2017	1.515	1.536	05/25 - 11/25	Received	8,968,500.00	8,968,500.00
3136G3K46	11255	FNMA	15,000,000.00	1.260	08/02/2019	04/21/2017	1.331	1.349	08/02 - 02/02	Received	14,970,000.00	14,970,000.00
3135G0P23	11263	FNMA	15,000,000.00	1.250	08/23/2019	04/27/2017	1.397	1.417	08/23 - 02/23	Received	14,943,000.00	14,943,000.00
3135G0T60	11309	FNMA	10,000,000.00	1.500	07/30/2020	08/01/2017	1.582	1.604	01/30 - 07/30		9,969,700.00	9,969,700.00
3135G0T60	11310	FNMA	10,000,000.00	1.500	07/30/2020	08/01/2017	1.582	1.604	01/30 - 07/30		9,969,700.00	9,969,700.00
3135G0T78	11331	FNMA	15,000,000.00	2.000	10/05/2022	10/06/2017	1.986	2.014	04/06 - 10/06		14,990,100.00	14,990,100.00
3135G0T78	11332	FNMA	10,000,000.00	2.000	10/05/2022	10/06/2017	1.986	2.014	04/06 - 10/06		9,993,400.00	9,993,400.00
3136G3UN3	11338	FNMA	5,000,000.00	1.200	06/28/2019	10/18/2017	1.598	1.620	12/28 - 06/28	Received	4,965,000.00	4,965,000.00
3136G4PK3	11398	FNMA	15,000,000.00	1.750	09/28/2020	12/14/2017	1.973	2.000	03/28 - 09/28	Received	14,898,600.00	14,898,600.00
3136G4QB2	11422	FNMA	15,000,000.00	1.850	10/13/2020	01/16/2018	2.111	2.140	04/13 - 10/13	Received	14,884,500.00	14,884,500.00

**Alameda County Investment Pool
Portfolio Management
Investment Status Report - Investments
January 31, 2019**

CUSIP	Investment #	Issuer	Par Value	Stated Rate	Maturity Date	Purchase Date	YTM 360	YTM 365	Payment Dates	Accrued Interest At Purchase	Current Principal	Book Value
Agency Callables (Aaa/AA+)												
3136G4RB1	11463	FNMA	8,000,000.00	2.150	01/26/2021	03/27/2018	2.516	2.551	07/26 - 01/26	Received	7,912,800.00	7,912,800.00
3135G0U27	11479	FNMA	10,000,000.00	2.500	04/13/2021	04/13/2018	2.517	2.552	10/13 - 04/13		9,985,100.00	9,985,100.00
3136G4SD6	11502	FNMA	15,000,000.00	2.750	01/26/2022	04/26/2018	2.713	2.751	10/26 - 04/26		15,000,000.00	15,000,000.00
3135G0U43	11568	FNMA	20,000,000.00	2.875	09/12/2023	09/14/2018	2.923	2.964	03/12 - 09/12		19,918,000.00	19,918,000.00
3135G0U84	11588	FNMA	10,000,000.00	2.875	10/30/2020	11/01/2018	2.865	2.905	04/30 - 10/30		9,994,200.00	9,994,200.00
3135G0U92	11644	FNMA	10,000,000.00	2.625	01/11/2022	01/11/2019	2.614	2.650	07/11 - 01/11		9,992,800.00	9,992,800.00
3135G0U92	11645	FNMA	10,000,000.00	2.625	01/11/2022	01/11/2019	2.614	2.650	07/11 - 01/11		9,992,800.00	9,992,800.00
Agency Callables (Aaa/AA+) Totals			2,357,900,000.00				1.839	1.865		341,922.22	2,353,751,287.50	2,354,093,209.72
Municipal Bonds												
798189PB6	11516	SJSHGR	5,000,000.00	2.657	09/01/2019	06/05/2018	2.622	2.659	12/05 - 06/05		5,000,000.00	5,000,000.00
91412GS71	11281	UNVHGR	2,500,000.00	1.610	05/15/2019	05/18/2017	1.588	1.610	11/18 - 05/18		2,500,000.00	2,500,000.00
Municipal Bonds Totals			7,500,000.00				2.278	2.309		0.00	7,500,000.00	7,500,000.00
Investment Totals			5,979,900,000.00				2.209	2.239		457,945.92	5,960,355,983.22	5,960,813,929.14